



What is Archaeology ?



WHAT IS ARCHAEOLOGY?



Archaeology is the study of humans in the past. Archaeologists dig in the ground to find things that have been left long ago. We call what we find artefacts, and we study these to learn about how people used to live. Archaeologists find things like pottery, animal bones, coins and the remains of buildings.

Types of Archaeologist

There are so many different types of archaeologists, but all of them work together to learn more about how people were living in the past. What type of **archaeologist** would you like to be?


Site Assistant – A site assistant carries out the digging on site and records what was found during the **excavations**

Finds Specialist – A finds specialist carries out research to find out more about the **artefacts**

Finds Illustrator – A finds Illustrator records finds by drawing them

Underwater Archaeologist – An underwater **archaeologist** uses diving equipment to carry out archaeological investigations underwater.

Environmental Archaeologist – An environmental archaeologists study how human interacted with nature in the past. It can include looking at animal bones, plant remains, and studying climate change in the past.



FACT!

Lots of people think that archaeologists dig up dinosaurs but they don't! Palaeontologists dig up dinosaurs, archaeologists dig up things that humans have left behind.

ACTIVITY—RECORD YOUR FINDS

Record your artefacts like a finds specialist!

In archaeology, we call all the objects we find 'artefacts'. Each special artefact must be recorded so we know what was found during that excavation. Archaeologists try to include as much information as possible such as size, colour, and any interesting information.

You will need:

- Artefact recording sheet
- An artefact to record, this could be any object!
- Pencil
- Colouring pencils
- Ruler

Instructions:

1. Chose something that you would like to record. This could be anything - a toy, book, or even can of beans!
2. Answer the questions on the artefact recording sheet
3. Make a sketch of you find, just like a Finds Illustrator might do. Try to add some measurements so we know how big the artefact it. You can also add some colour to your drawing.



Artefact Recording Sheet

Where was this object found?	
What colour is the artefact?	
What does the artefact feel like?	
What is this object made from?	
Draw a picture of the artefact in the space below Once you have sketched your object, add measurements and colour	

ACTIVITY—CREATE A MUSEUM

Become and Museum Curator!

Once archaeologists have finished studying finds from excavations, they are often passed on to museums. Museum **Curators** are responsible for the collections of **artefacts** in museums. They help pick the most interesting artefacts to be put on display in a museum, so visitors can see what was found and learn about the past. Why not become a museum **curator** and create your own museum display?

Instructions

1. First lay all your objects out on your display area. Think how best to make your **artefacts** stand out. Smaller **artefacts** should be at the front, so they aren't hidden by the larger ones. Make sure they all face the same way.
2. Write a label for each of your objects. The label should include information like where the artefact comes from, and what it is. It could also include why that object is important and why you chose to include it in your museum.
3. Cut out each label and place it next to the correct artefact
4. Invite people to visit your museum!

You will need:

- Some **artefacts** for display. These could be anything - books, your favourite photo, a drawing, an interesting ornament
- A flat surface to put your display on, such as a table
- Something to write with
- Paper

A display at Clacket Lane Services that can be seen by people visiting the services on the M25



ACTIVITY—WORDSEARCH

Can you find all the words relating to archaeology?

BURIAL
 DIGGING
 FIND
 MEASURE
 POTTERY
 SKELETON
 TROWEL
 WASH
 EXCAVATE
 SURVEY
 SPOILHEAP
 PHOTOGRAPH

X	S	B	V	P	B	K	B	U	R	I	A	L	M	V
Z	W	A	S	H	M	D	S	X	Z	F	A	G	O	T
B	G	D	O	O	W	I	V	D	I	G	G	I	N	G
Q	C	Q	Y	T	O	I	B	S	O	E	I	B	I	B
G	G	U	C	O	A	J	X	K	V	W	S	K	W	E
M	A	A	A	G	U	F	I	N	D	J	P	E	K	X
P	S	M	W	R	T	L	L	D	S	H	O	P	J	C
R	M	M	E	A	S	U	R	E	K	F	I	R	U	A
B	V	X	W	P	P	Y	P	O	R	C	L	L	I	V
S	C	L	U	H	C	T	V	B	K	G	H	G	Q	A
U	D	G	T	Y	H	X	P	O	T	T	E	R	Y	T
R	T	L	U	F	C	T	R	M	S	F	A	I	E	E
V	O	T	R	O	W	E	L	M	G	L	P	P	U	X
E	K	I	B	S	O	E	D	G	T	H	B	E	K	B
Y	R	S	K	E	L	E	T	O	N	C	S	V	H	A

ACTIVITY—PUZZLE ARTEFACTS

Below are all artefacts that have been found during excavations in Surrey. Some of our labels have fallen off so we need your help matching them up! Draw a line between the labels and the correct artefacts.

Stone Age arrowhead from Runfold

Bronze Age axe head from Egham

Iron Age coin from Wanborough

Roman brooch from Staines


Saxon bead from Leatherhead

Medieval floor tile from Woking




ACTIVITY—COLOURING

Colour the pictures on the next 3 pages




This is a Roman brooch. It is one of a pair found during excavations in Staines.




This Valencian Tile was found during excavations at Woking Palace. They were very expensive and came from Spain.



This picture shows archaeologists carefully excavating a mosaic from High Ashurst.







KEY WORDS

What words have you learnt?

Archaeologist A person who studies how humans lived in the past by studying **artefacts** that have been left behind

Artefacts An artefact is an object made by a humans. Archaeologists find **artefacts** during excavations

Crop Marks Crop marks appear when crops are grown over the top of archaeology. The archaeology often makes the crops go tall or short.

Curator The person in charge of looking after the objects in a museum

Excavation An excavations is a dig carried out to uncover the archaeology beneath the ground

Trowel A trowel is a tool often used by archaeologists on excavations to gently scrape away soil



Contact

If you have any feedback on this activity pack or would like to show us your finished crafts, please email our Community Archaeologist at education.scau@surreycc.gov.uk