

Surrey County Council Childcare Sufficiency Assessment

Early Years Commissioning Team



Contents

Executive Summary.....	3
Quality of Early Years Provision in Surrey	5
Overview of Funded Early Education and Childcare in Surrey	6
Number of children aged 2 – 5 years eligible for funding.....	8
Children with additional needs and disabilities (AN&D)	8
Impact of the rising cost of living & changing working patterns.....	9
Wrap-around childcare – breakfast and after school	10
Borough of Elmbridge	12
Borough of Epsom and Ewell	16
Borough of Guildford	20
District of Mole Valley	24
Borough of Reigate and Banstead.....	28
Borough of Runnymede.....	32
Borough of Spelthorne.....	36
Borough of Surrey Heath	40
District of Tandridge	44
Borough of Waverley	48
Borough of Woking	52
Action plan:.....	56

Executive Summary

Local authorities under the Childcare Act 2016 have a statutory duty to ensure that there are sufficient high quality childcare places available for families who wish to access them. Childcare is defined as any form of care for a child that is paid for or is funded, including education, any other supervised activity and care registered with Office for Standards in Education (Ofsted) or care offered on a school site.

Sufficient funded early education provision also needs to be made available to parents of eligible children. In England, eligibility for funded early education and childcare is expanding. In addition to the pre-existing entitlements of 570 hours of funded early education and childcare for some two-year-olds (known in Surrey as FEET funding), the universal entitlement for 570 hours for all three- and four-year-olds and the additional 570 hours for three- and four-year-olds from eligible working families, further entitlements are now being rolled out.

As of April 2024, eligible working families have been able to access 570 hours of funded early education, from the term after their child's second birthday. From September 2024, this extended to eligible families from the term after their child turns 9 months old. The final phase of the expansion will take place in September 2025 where eligible families from the term after their child turns 9 months, will be able to access 1,140 hours of funded early education and childcare per year. These expanded entitlements, and the pre-existing entitlement for eligible working families of three- and four-year-olds, are now collectively being referred to as the Working Parent entitlement.

The entitlements are usually offered as 15 or 30 hours per week for 38 weeks (known as a term time place) or up to 52 weeks (known as a stretched place) per year.

For the pre-existing entitlements, prior to April 2024, Surrey needed to have sufficient childcare places for 18,089 two-, three- and four-year-olds. Projections for users of the expanded Working Parent entitlement indicate a potential demand for 8,000 additional places to accommodate potentially eligible families, however we are closely monitoring applications and take-up and will update these projections at each phase of the roll out. For the first phase of the roll out in April 2024, we observed a number of 'converters' where children were already accessing provision and transferred to being government funded rather than parent funded, and therefore this must be a consideration when we are assessing the need for additional places. It should be noted that the data in this report is from the Early Years census, undertaken in January 2024, and therefore data collection was undertaken prior to any of the entitlement expansions being introduced.

This childcare sufficiency report is an integral part of our Early Years Strategy and enables us to determine whether there are enough childcare and early education places across all areas of the County. The report is used to manage the childcare market and make sure that:

- There are sufficient childcare and early education places
- That childcare places are of high quality
- That range of childcare services available meet the needs of parents
- That childcare and early education places are accessible to families

- That there is adequate information available for parents and carers to make informed decisions on childcare and early years services.

Surrey County Council manage a mixed market of maintained, voluntary and private providers and strive to ensure that every community can access the full range of provision including FEET funding, the universal entitlement, the working parent entitlement, term time only and all year round.

The data used within this report was collected from various sources to effectively analyse the supply and demand for childcare services and to identify gaps in provision.

The report examines the supply of childcare places in Surrey by reviewing the number of childcare places provided by childcare and early education providers, population and demographic information and data from Ofsted inspections of the settings. Demand for childcare services is evaluated using the take-up rates of early education and childcare services and occupancy rates of the settings.

Surrey in Context

Surrey is one of the Home Counties located in the South East of England. Surrey borders Greater London, Kent, East Sussex, West Sussex, Hampshire and Berkshire and is divided into 11 boroughs and districts: Elmbridge, Epsom and Ewell, Guildford, Mole Valley, Reigate and Banstead, Runnymede, Spelthorne, Surrey Heath, Tandridge, Waverley and Woking.

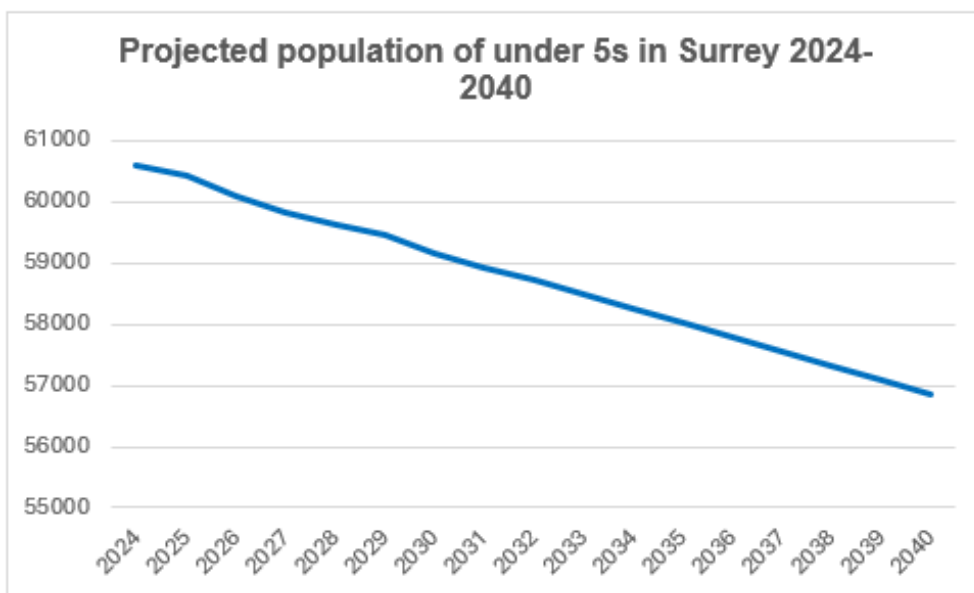


Surrey's population was 1,203,100, as of the 2021 census. As of mid-2023 there are an estimated 1,228,671 residents in Surrey, an increase of around 1% from 2022, and 2.1% from the 2021 census. The largest borough in Surrey is Reigate and Banstead with an estimated population of 155,985 people, the smallest borough is Epsom and Ewell with 81,989 people.

Children aged under 5 in Surrey make up just under 5% of the population. Reigate & Banstead have the highest proportion of under 5's at 14% with Mole Valley the lowest at 6%.

Projected Population in Surrey by Age

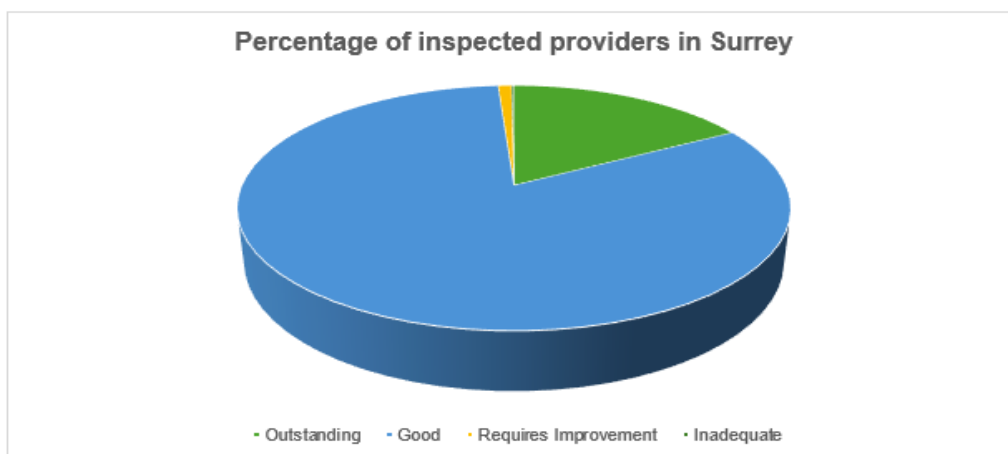
For 2024-25, the population of 0 – 4-year-olds in Surrey was projected to be 60,425 children. This is then projected to steadily decrease over the coming years, with a population of 59,461 children by 2029-30.



Quality of Early Years Provision in Surrey

There are 1,586 early years providers on the Early Years register in Surrey of which 1,180 had been inspected by Ofsted as at 31/03/24. Surrey has the highest number of Early Years providers across all Local Authorities in England. There are a further 47 maintained nursery classes in maintained schools, 57 in academies and 56 nursery units of independent schools.

The majority of providers on the Early Years register in Surrey have an Ofsted inspection outcome of Outstanding or Good, representing 98% (1,167) of providers. A small number of early years providers have an Ofsted inspection outcome of Requires Improvement (11) or Inadequate (2).



Overview of Funded Early Education and Childcare in Surrey

Information sourced from the Early Years Census 2024 and the Schools Census 2024.

In Surrey, when considering whether an area has sufficient childcare places, occupancy of childcare places is categorised as follows:

Occupancy Categories	
100 - 98%	Full
97% - 85%	Busy
84% - 71%	Healthy
70% and below	Not Busy

Number of funded and unfunded places in Surrey

In Surrey, there are 1,586 providers registered on the Early Years register with Ofsted, 661 group providers and 925 childminders, offering 33,835 childcare places.

Based on a population figure of 60,425 children under the age of 5 years across Surrey, there is an anticipated demand for 29,653 early years places.

The overall density rate of childcare places across Surrey is 56%. This means for every 100 children aged under five years, there are 56 childcare places available. This has remained consistent from 2023.

The overall density rate of childcare places, based on a projected aggregate demand for childcare places across Surrey is 114%, this means that we have a surplus of childcare places based on our projections of the number of children under 5 requiring a childcare place, accounting for children in reception class and the fact that not all children under the age of 5 will access formal childcare. This is a small decrease of 3% compared with 2022.

The occupancy of childcare places across the county of Surrey is reported to be healthy, as it was in 2023. There has been a slight decrease in occupancy across all childcare places of 1% and a decrease in occupancy of funded only places of 7% which now means that the occupancy of funded only places is deemed to be not busy.

Throughout this document, where 'all childcare places' are referenced, this includes both funded and unfunded places. Some data inaccuracies reported in 2023 have been identified in the processing of this data and will be highlighted throughout the report where relevant.

Surrey	All under 5s childcare places	Funded only under 5s childcare places
Places Available	33,835	24,061
Places Occupied	23,701	16,478
Occupancy Rate	70%	68%

Assumptions/explanation of shortfalls

* Places available does not include some private schools, nannies or certain types of provision etc.

* Places taken up is reduced by the parents who opt to take up a non-funded childcare place.

* There are 1,279 funded children who have been excluded from the tables because they reside outside of Surrey

Types of Childcare Services Offered in Surrey

Day nurseries remain the most used childcare service in Surrey.

Overall, there has been a small increase in the total number of childcare places (0.7%), with the number of funded only childcare places remaining stable.

The most significant changes have been seen in the sessional pre-school sector, with decreases in both the total number of childcare places available (35%) and funded only places available (36%).

In recent years we have seen a gradual decrease in places offered by childminders, however this year childminding provision saw the largest increase in funded only places (21%) as well as an increase in places overall (7%). The number of childminders has not increased, which therefore suggests that those that are registered are offering more places for Early Years children. This aligns with the expansion of funded entitlements and suggests that more childminders have decided to offer funding due to a larger portion of children being eligible for one of the entitlements.

Where there has been a decrease in nursery schools and nursery classes, this is reflected in an increase in maintained and academy school provision. This is expected where schools have made the decision to formally lower their age range.

Across Surrey, the day nursery, extended day pre-school / nursery, maintained and academy schools and childminders have all seen increases in the total number of places offered. Independent schools have remained consistent whereas nursery schools and classes (s.27) and sessional pre-schools have seen decreases in places offered.

Childcare Type	All places (2023)	Funded Only (2023)	All places (2024)	Funded Only (2024)
Childminder	3084	2133	3300	2580
Maintained and Academy Schools	5148	5148	5252	5252
Nursery Schools and Nursery Class (s.27)	318	301	257	251
Sessional Pre-School	1688	1600	1099	1017
Independent School (nursery unit)	3703	2853	3723	2670
Extended Day Pre-School / Nursery	5209	4891	5421	4965
Day Nursery	14447	7445	14783	7326

Number of weeks open – group settings and childminders

In January 2024, there were 15,417 children accessing a full day care setting open for 49-52 weeks of the year. This is an increase of 6% compared to 2023 and is now the most popular model.

There were 15,907 children accessing childcare providers open for 38 weeks which has seen a decrease in popularity from previous years.

There were also 3,321 children attending providers open for 39-48 weeks. This would typically be a childminding provision; however, we are seeing increasing numbers of childminders who are offering longer operational weeks to meet the needs of working families.

Number of children aged 2 – 5 years eligible for funding

In Surrey in January 2024, there were approximately 1,685 two-year-old children eligible for FEET funding. Surrey has seen a gradual decrease in the number of eligible children in recent years. Compared with January 2023, there were 179 fewer eligible children.

Of these eligible children, 1,315 were accessing their entitlement across 430 providers. As of Spring term 2024, there were 772 private, voluntary or independent (PVI) providers in Surrey offering FEET funding, 444 group providers and 328 childminders. There were a further 80 schools with 2-year-old children on roll also offering this entitlement.

In addition to the two-year-old FEET funding, there were 16,404 three- and four-year-old children eligible for universal 3- & 4-year-old funded early education residing in Surrey. Of these eligible children, 15,235 were accessing their entitlement, with an additional 1,279 children aged 3 or 4 years old, not resident in Surrey claiming their entitlement at a Surrey setting.

Of the children accessing their universal 3- & 4-year-old entitlement, there were 1,197 eligible claims for Early Years Pupil Premium (EYPP), a 28% increase compared with 2023. These claims were spread across 4 Local Authority Maintained Nurseries, 88 maintained or academy school nursery classes, 5 childminders and 187 private, voluntary or independent (PVI) group providers.

There were also 6,358 children accessing the extended 3- & 4-year-old entitlement, across 825 providers. Of these providers, 451 were PVI group providers, 4 were Local Authority Maintained Nurseries, 64 were maintained or academy school nursery classes and 306 were childminders. This was a reduction in children claiming the extended entitlement from 2022.

For the first term of the roll out of the Working Parent entitlement for families with eligible 2-year-olds, there were 5,131 children accessing this funding across 983 providers. 478 childminders and 505 group providers, inclusive of PVI settings, local authority-maintained nurseries and maintained and academy school nursery classes. These figures represent 95% of validated codes.

Children with additional needs and disabilities (AN&D)

Surrey Early Years teams are committed to removing any barriers to children accessing suitable and inclusive Early Years provision within their local community wherever possible.

We have a dedicated Early Years inclusion team who developed and continue to endorse the Early Years Graduated Response model which promotes all children, including those with additional needs, being educated in their local community. Families of children with

AN&D have expressed positive feedback in support of this model. All Early Years providers are required to deliver an inclusive offer in accordance with the SEND Code of Practice (0-25) and the Equality Act (2010).

*please note that in Surrey we use the term Additional Needs & Disabilities, rather than Special Educational Needs and Disabilities (SEND) due to feedback from children and young people with lived experience. However, some legislation still refers to the term SEND and therefore we will use this term when the context requires it.

Early Intervention Funding (EIF) provides additional funding to support early identification and intervention to enable early years providers to help children reach their full potential in mainstream settings. Across the financial year 2023/24, 502 settings were awarded EIF, supporting 2,416 children. This was spread across 91 maintained schools and academies, 403 private, voluntary and independent (PVI) settings, 3 childminders and 5 out of county settings (all children with EHCPs).

Surrey providers have reported that EIF funding has supported children to access settings that they may not have been able to without it, and that the targets and outcomes set for children by professionals had been met either fully or partially due to access to EIF funding. Settings report that EIF has enabled children to access their setting who otherwise might not have without EIF and it has increased their confidence to support the children in their provision. There were also positive indications that EIF had allowed successful recruitment and retention of staff to enhance staff ratios:

'We have two ladies who now work part time to support the needs of our children, without this funding we couldn't afford to employ them.'

'It has allowed us to retain good staff that otherwise we would not have been able to afford.'

'We have been lucky to recruit some strong members of staff. EIF has allowed us to train them in a range of strategies. Getting EIF in advance has also allowed us to retain staff.'

Disability Access Fund (DAF)

[Disability Access Fund](#) (DAF) is available to support children with additional needs and disabilities (AN&D) in their early years setting.

In 2023-2024 the Surrey County Council Early Years Funded Entitlement team, received 288 DAF applications. Out of these, 230 DAF claims were awarded across 138 providers. 113 awards to PVI group providers, 21 to maintained and academy schools and 4 to childminders.

The 58 unsuccessful claims were due to children being too young at the time of the application based on the previous criteria and/or families did not supply a Disability Living Allowance (DLA) letter as part of the application which is a requirement.

Impact of the rising cost of living & changing working patterns

Surrey continues to see a changing picture in the way in which families choose to use childcare post-covid and the increased cost of living. This may include but is not exclusive to

wraparound and funded hours required, flexible offers, and change in preference for type of provider. We anticipate that we will see another shift in the way that families use childcare following the expansion of funded entitlements from April 2024 to September 2025 and the increase in availability of wraparound childcare provision from September 2024 to September 2026.

As data used to inform Surrey County Council’s Childcare Sufficiency Assessment is collected at the Early Years Census, held in January each year, caution should be taken when considering the data contained in this report. Numbers of settings, two-year-olds, three-year-olds taking up their universal and working parent funded entitlement and four-year-olds taking up their universal entitlement was lower at census than in 2023, however there was an increase in take up of the working parent entitlement four-year-olds.

- 1.1% fewer early years providers
- 3.6% fewer two-year-olds
- 5.5% fewer three-year-olds - universal entitlement
- 3.7% fewer four-year-olds - universal entitlement
- 4.9% fewer three-year-olds – working parent entitlement
- 6.4% more four-year-olds – working parent entitlement

Wrap-around childcare – breakfast and after school

By September 2026, all parents and carers who require wraparound childcare should be able to access a place either from their school or from another provider in their local area if their child is of primary school age. The number of wraparound childcare places available for primary school aged children across the county will be increasing from September 2024 onwards.

Surrey County Council recently undertook a review of the availability of existing wraparound provision, for which there is a mixed model for operating across Surrey with schools, private providers, off-site private providers and childminders. There are 23 schools who did not return data on their provision and therefore their places are not reflected in the table below. We are also aware that there are likely a higher number of childminders offering wraparound than responded to our data collection and therefore a higher number of wraparound places may be available than is evidenced below.

The review identified that there were 403 schools, academies and private, voluntary and independent (PVI) providers, offering term time wraparound care across Surrey, encompassing before and after school provision. The total number of before and after school places is shown below, and then broken down into borough level in the table:

- 11,240 breakfast club places
- 13,422 after school club places

Borough	Number of settings offering wrap around	Breakfast Club places	After School Club places
Elmbridge	40	1336	1785

Epsom & Ewell	28	967	1283
Guildford	48	1104	1363
Mole Valley	34	694	802
Reigate & Banstead	50	2494	2600
Runnymede	30	681	707
Spelthorne	33	660	807
Surrey Heath	34	724	787
Tandridge	26	639	812
Waverley	43	1085	1296
Woking	37	856	1180

As per the definition outlined by the Department for Education (DfE), we have 8,974 full wraparound places, where provision is Monday-Friday and runs 8am-6pm. The remaining places as reported above would not be considered as 'full places' by the Department for Education, commonly this is due to provision finishing earlier than 6pm. Throughout the programme we will be working with schools to assess the need for a 6pm finish against the needs of the families they are serving.

For September 2024, Surrey County Council are hoping to deliver in the region of 900 additional 'full' wraparound places, meeting the definition as outlined by the DfE. There are also some schools where expansion of either the before or after school provision alone would be of benefit, for which a further 40 before school places and in the region of 200 after school places will be delivered. We understand that this is just the first step and hope to create further places prior to September 2026.

SCC are continuing to explore ways to get further insight into the wraparound offer provided by childminders and to gain a further understanding of the extent to which childminders are working in partnership with local schools to offer before and after school care.

Sufficiency of Childcare Places by Borough

Borough of Elmbridge

The Borough of Elmbridge is situated in the North East of Surrey with a mix of urban towns and areas of countryside and villages. The principal towns include Esher, Cobham, Walton On Thames, Weybridge and Molesey, with one civil parish which is in Claygate.

Elmbridge covers an area of 37.2 square miles with a population of 138,800 (based on the 2021 census). Elmbridge borders the Surrey boroughs of Spelthorne, Runnymede, Woking, Guildford and Mole Valley and the London boroughs of Kingston Upon Thames and Richmond.

Wards in the Borough of Elmbridge

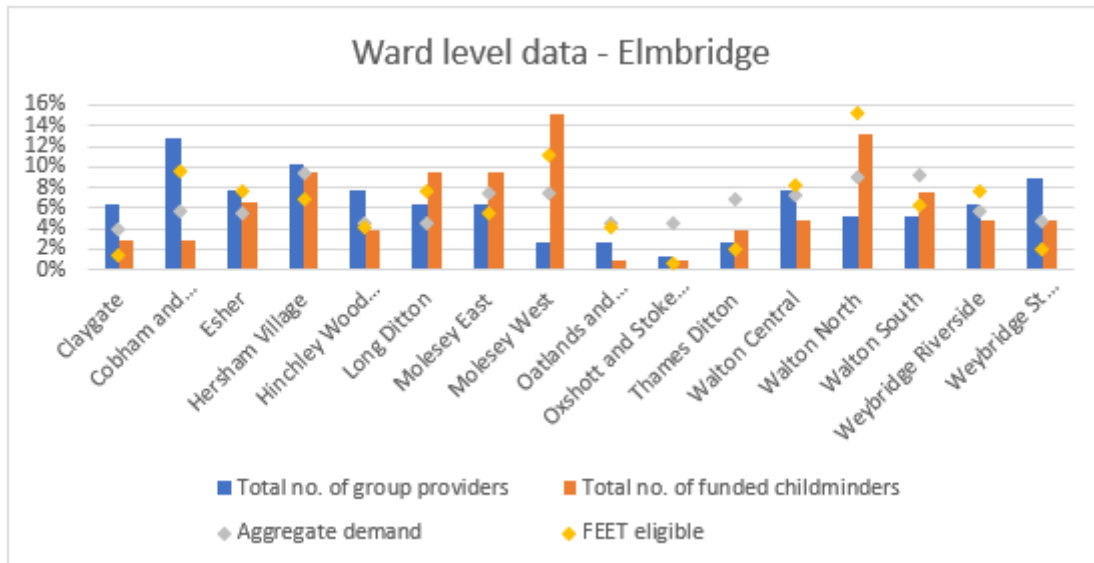
- Claygate
- Cobham & Downside
- Esher
- Hersham Village
- Hinchley Wood & Weston Green
- Long Ditton
- Molesey East
- Molesey West
- Oatlands & Burwood Park
- Oxshott & Stoke D'Abernon
- Thames Ditton
- Walton Central
- Walton North
- Walton South
- Weybridge Riverside
- Weybridge St George's Hill

The graph below illustrates the relationship between the number of FEET eligible children and aggregate demand for Early Years places, with the number of group providers and funded childminders operating in each ward across Elmbridge expressed as a percentage.

Although Walton South is the ward with the second highest aggregate demand, it is one of the wards with a smaller number of group providers, and in the mid-range for number of funded childminders.

Hersham Village has the highest aggregate demand for Early Years places and is also the ward with the second most group providers and a high number of funded childminders.

Cobham & Downside is one of the wards with higher FEET eligibility, but lower aggregate demand, this ward has the highest number of group provisions across Elmbridge.



The highest number of full day care places (open 8+ hours) are offered in the wards of Hersham Village, Cobham & Downside and Weybridge St George’s Hill. There is no full day care provision in Oxshott & Stoke D’Abernon and Oatlands and Burwood Park.

Esher and Hinchley Wood have the highest number of extended day places (open 4 – 7 hours). This provision is not available in Thames Ditton, Weybridge St George’s Hill and Molesey West.

Sessional provision (open less than 4 hours) is available in one ward - Weybridge Riverside.

Elmbridge Local Plan

Elmbridge are currently in the process of working on a new Local Plan outlining how the communities and borough will develop over the coming years. Looking at the Elmbridge Local Plan can help us to understand where areas of development may be taking place and how this may impact on the sufficiency of early years provision in the area.

- [Elmbridge Local Plan Core Strategy](#)
- [New Local Plan updates](#)

Number of funded and unfunded places in Elmbridge

Based on a population figure of 7,406 children under the age of 5 years across Elmbridge, there is an anticipated demand for 3,657 early years places.

The Borough of Elmbridge has the second highest number of under 5s in Surrey. The overall density rate of funded and unfunded childcare places in Elmbridge is 65%. This means for every 100 children aged under five years, there are 65 childcare places available. This is a decrease of 5% since 2023.

The overall density rate of childcare places, based on a projected aggregate demand for childcare places across Elmbridge is 132%, this means that we have a surplus of childcare places based on our projections of the number of children under 5 requiring a childcare place.

The occupancy of childcare places across Elmbridge is reported to be not busy for all childcare places and funded only childcare places. Occupancy for total childcare places has decreased by 2%, with a 1% decrease in occupancy of funded only places.

Elmbridge	All under 5s childcare places	Funded only under 5s childcare places
Places Available	4821	3184
Places Taken Up	3123	1998
Occupancy Rate	65%	63%

Childcare services offered in Elmbridge by type

Overall, there has been a decrease in the total number of childcare places (9%) and funded only places (13%). However, when exploring this decrease an error in the 2023 data was noted. Therefore, taking this into account, the decrease in the total number of places was actually 3% and 4% for funded only places.

The most significant changes have been in sessional pre-school provision with decreases in all places (40%) and funded only places (44%). There were decreases in places across the board for all childcare providers, other than childminders which saw an increase in all places (5%) and funded only places (37%).

Therefore, while there appears to be a reduction of places across most of the sector in Elmbridge, there has been an increase in the number of places offered by childminders.

Childcare Type	All places (2023)	Funded Only (2023)	All places (2024)	Funded Only (2024)
Childminder	387	234	405	321
Maintained and Academy Schools	520	520	520	520
Nursery Schools and Nursery Class (s.27)	56	52	58	54
Sessional Pre-School	232	198	140	111
Independent School (nursery unit)	598	480	487	378
Extended Day Pre-School / Nursery	732	674	716	588
Day Nursery	2743	1408	2495	1212

Number of weeks open – group providers and childminders

Childcare provision that is open for 49 – 52 weeks of the year, typically day care provision, is the most popular in Elmbridge, with 2,267 children accessing this in 2024. This is followed by provision open for 38 weeks of the year, with 2,069 children accessing this. A further 485 children were attending a childcare provider open between 39 – 48 weeks of the year. This is more likely to be provision offered by a childminder.

Wrap-around childcare – breakfast and after school clubs

Elmbridge has the fourth highest number of providers offering wraparound care (40 providers), the second highest number of breakfast club places (1,336 places) and the second highest number of after school club places (1,785 places).

Borough of Epsom and Ewell

The Borough of Epsom and Ewell is situated on Surrey's northern border and is the smallest district in Surrey, including the towns Ewell, Epsom, Stoneleigh and Worcester Park. The borough covers an area of 34.07 square miles with a population of 80,900 people (census 2021).

The borough borders Reigate and Banstead and Mole Valley in Surrey and the London boroughs of Sutton and Kingston Upon Thames.

Wards in the Borough of Epsom and Ewell:

- Auriol
- College
- Court
- Cuddington
- Ewell
- Ewell Court
- Nonsuch
- Ruxley
- Stamford
- Stoneleigh
- Town
- West Ewell
- Woodcote

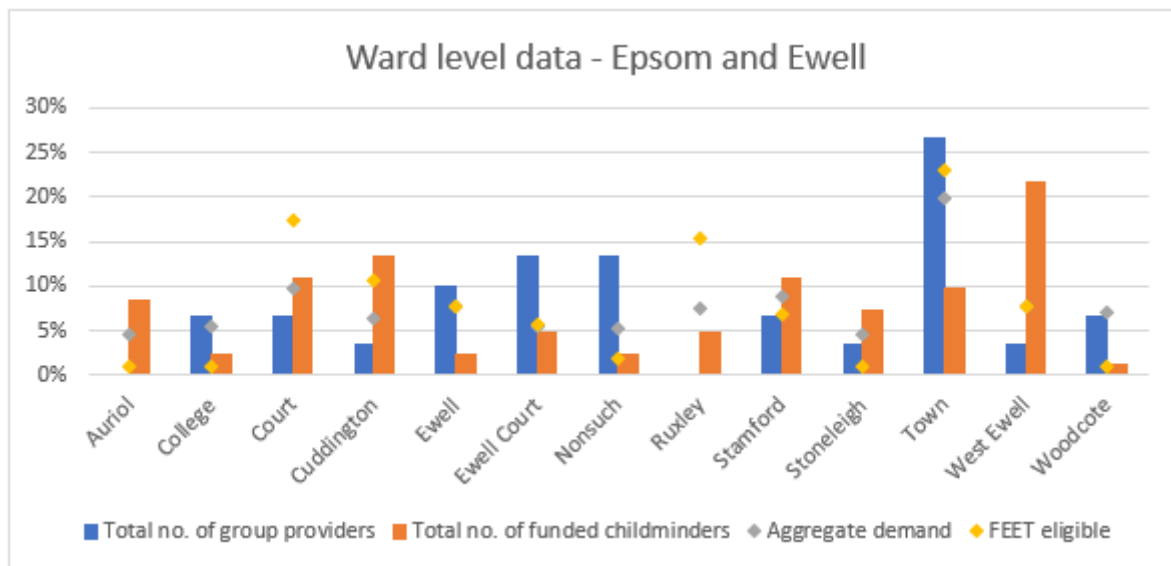
Please note that there have been some changes in the wards across Surrey since 2023, data was collected prior to these changes and therefore is reported on the previous ward make-up. Since this data was collated the wards of Ewell Village, Horton, Woodcote & Langley Vale have been added in Epsom & Ewell.

The graph below illustrates the relationship between the number of FEET eligible children and aggregate demand for Early Years places, with the number of group providers and funded childminders operating in each ward across Epsom & Ewell expressed as a percentage.

Town is the ward with the highest number of FEET eligible children and also the highest aggregate demand for Early Years places. Town has the highest number of group providers across Epsom & Ewell and a moderate number of funded childminders.

Court, Stamford and Ewell are the wards with the highest aggregate demand following Town, but rather than having a high number of group providers, these wards have a high number of funded childminder places. The boroughs of Cuddington and West Ewell have the highest number of funded childminder places across the borough, but lower numbers of group providers.

Ruxley has a high number of FEET eligible children and a moderate aggregate demand for places, but there is no group provision in the ward and a small number of funded childminders.



The highest number of full day care places (open 8+ hours) are offered in the wards of Town and Nonsuch. There is no full day care provision in Auriol, Ruxley, West Ewell and Woodcote.

Ewell Court, Town and College have the highest number of extended day places (open 4 – 7 hours). This provision is not available in Stoneleigh, Auriol, Cuddington, Ruxley, Nonsuch and West Ewell.

Sessional provision (open less than 4 hours) is available in three wards which are West Ewell, Nonsuch and Woodcote.

Epsom & Ewell Local Plan

Epsom & Ewell are currently in the process of working on a new Local Plan outlining how the communities and borough will develop over the coming years. Looking at the Local Plan for Epsom & Ewell can help us to understand where areas of development may be taking place and how this may impact on the sufficiency of early years provision in the area.

- [Epsom & Ewell current Local Plan documents](#)
- [Epsom & Ewell draft Local Plan 2022-2040](#)

Number of funded and unfunded places in Epsom and Ewell

Based on a population figure of 4,302 children under the age of 5 years across Epsom & Ewell, there is an anticipated demand for 2,110 early years places.

The Borough of Epsom and Ewell has the ninth highest number of under 5s in Surrey. The overall density rate of funded and unfunded childcare places in Epsom and Ewell is 56%. This means for every 100 children aged under five years, there are 56 childcare places available. This is a decrease of 1% since 2023.

The overall density rate of childcare places, based on a projected aggregate demand for childcare places across Epsom & Ewell is 115% this means that we have a surplus of childcare places based on our projections of the number of children under 5 requiring a childcare place.

The occupancy of childcare places across Epsom and Ewell is reported to be healthy for all childcare places and funded only childcare places. There has been an increase in occupancy for all childcare places of 12%, and a 2% increase in occupancy for funded only places.

Epsom and Ewell	All under 5s childcare places	Funded only under 5s childcare places
Places Available	2424	1676
Places Taken Up	1903	1195
Occupancy Rate	79%	71%

Childcare services offered in Epsom and Ewell by type

Overall, there has been a decrease in the total number of childcare places (1.6%) and of funded only places (2.4%).

The most significant changes have been within sessional pre-school provision with decreases in all places (33%) and funded only places (33%). Independent school nurseries also saw an increase in overall places (4%) and in funded only places (0.8%).

Childcare Type	All places (2023)	Funded Only (2023)	All places (2024)	Funded Only (2024)
Childminder	300	201	306	237
Maintained and Academy Schools	572	572	572	572
Nursery Schools and Nursery Class (s.27)	0	0	0	0
Sessional Pre-School	93	90	62	60
Independent School (nursery unit)	168	124	175	125
Extended Day Pre-School / Nursery	230	217	240	226
Day Nursery	1023	514	1069	456

Number of weeks open – group settings and childminders

Childcare provision open for 49-52 weeks of the year is most popular in Epsom & Ewell, with 1,090 children accessing this in 2024. This is closely followed by provision open for 38 weeks of the year with 1,070 children accessing this. A further 264 children were attending a childcare provider open between 39 – 48 weeks of the year. This is more likely to be provision offered by a childminder.

Wrap-around childcare – breakfast and after school clubs

Epsom & Ewell has the tenth highest number of providers offering wraparound care (28 providers), the fifth highest number of breakfast club places (967 places) and the fifth highest number of after school club places (1,283 places).

Borough of Guildford

Guildford is the largest settlement and the only town within the borough and the busiest of Surrey's boroughs with 22 wards. It borders with the County of Hampshire and with Woking, Waverley, Surrey Heath, Mole Valley and Elmbridge in Surrey.

Guildford covers an area of 104.6 square miles and has a population of 143,600 people (census 2021).

Wards in the Borough of Guildford:

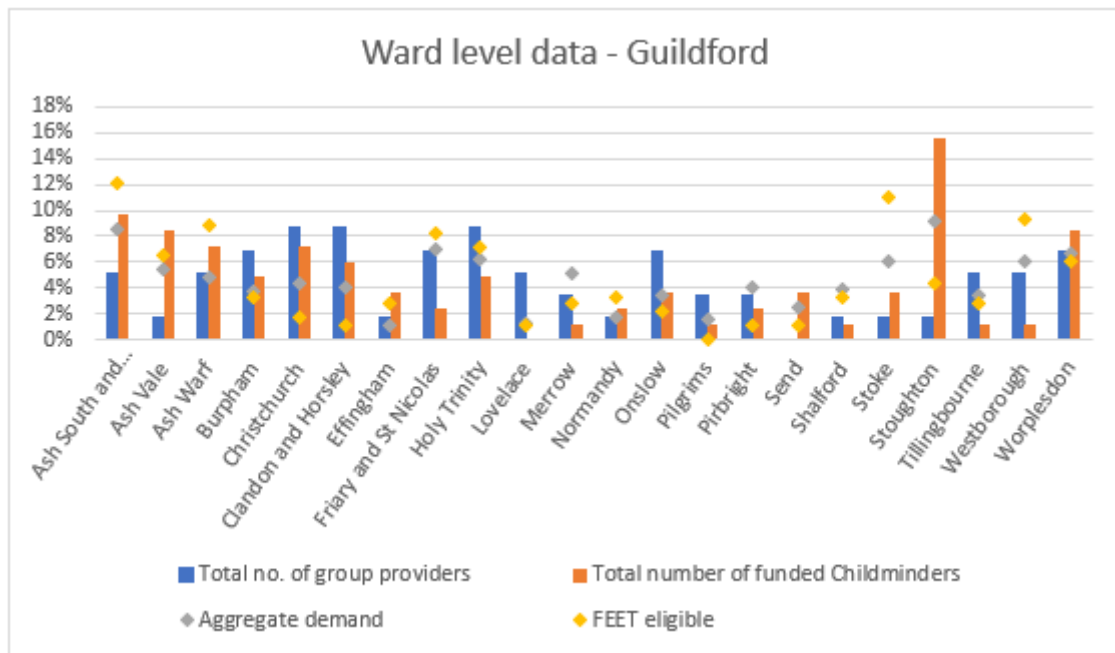
- Ash South & Tongham
- Ash Vale
- Ash Wharf
- Burpham
- Christchurch
- Clandon & Horsley
- Effingham
- Friary & St Nicholas
- Holy Trinity
- Lovelace
- Merrow
- Normandy
- Onslow
- Pilgrims
- Pirbright
- Send
- Shalford
- Stoke
- Stoughton
- Tillingbourne
- Westborough
- Worplesdon

The graph below illustrates the relationship between the number of FEET eligible children and aggregate demand for Early Years places, with the number of group providers and funded childminders operating in each ward across Guildford expressed as a percentage.

Pilgrims is the ward with the lowest FEET eligibility and lower overall aggregate demand, as well as being one of the wards with the lowest number of funded childminders.

Stoke has a lower number of group providers, however, is one of the wards with the highest FEET eligibility.

Stoughton has a high number of funded childminders compared with the rest of the wards across Guildford and has one of the higher levels of aggregate demand across the borough.



The highest number of full day care places (open 8+ hours) are offered in the wards of Christchurch and Friary & St Nicolas. Full day care provision is not available in Normandy, Pilgrims, Send, Shalford, Ash Wharf, Stoke, Tillingbourne and Merrow.

Tillingbourne, Clandon & Horsley and Ash Wharf offer the highest number of extended day places (open 4 – 7 hours) across Guildford. This type of provision is not available in Holy Trinity, Send, Ash Vale, Effingham, Shalford and Stoughton.

Sessional provision (open less than 4 hours) is available in two wards which are Shalford and Merrow.

Guildford Local Plan

The Guildford Local Plan outlines how the communities and borough will develop over the coming years. Looking at the Local Plan for Guildford can help us to understand where areas of development may be taking place and how this may impact on the sufficiency of early years provision in the area.

- [Guildford Local Plan documents](#)

Number of funded and unfunded places in Guildford

Based on a population figure of 6,312 children under the age of 5 years across Guildford, there is an anticipated demand for 3,089 early years places.

The Borough of Guildford has the third highest number of under 5's in Surrey. The overall density rate of funded and unfunded childcare places in Guildford is 56%. This means for every 100 children aged under five years, there are 56 childcare places available. This is a decrease of 1% since 2023.

The overall density rate of childcare places, based on a projected aggregate demand for childcare places across Guildford is 115%, this means that we have a surplus of childcare places based on our projections of the number of children under 5 requiring a childcare place.

The occupancy of childcare places across the borough of Guildford is reported to be not busy for all childcare places and funded only childcare places. The occupancy of all places has remained consistent since 2023, however there has been a 10% decrease in funded only occupancy.

Guildford	All under 5s childcare places	Funded only under 5s childcare places
Places Available	3551	2526
Places Taken Up	2422	1728
Occupancy Rate	68%	68%

Childcare services offered in Guildford by type

Overall, there has been a decrease in the total number of childcare places (1%) and funded only places (1%).

The most significant changes have been in nursery schools and classes with decreases in all places (44%) and funded only places (42%). This decrease, coupled with the increase in places in Maintained and Academy schools (13%) is due to one of our school provisions formally lowering their age range, and therefore no longer operating as a section 27 provision.

Sessional pre-schools also saw a decrease in overall places (31%) and funded only places (30%).

The most significant increase has been in childminder provision, with an increase of 15% for all places and 15% for funded only places.

Childcare Type	All places (2023)	Funded Only (2023)	All places (2024)	Funded Only (2024)
Childminder	288	213	330	243
Maintained and Academy Schools	416	416	468	468
Nursery Schools and Nursery Class (s.27)	135	125	75	73
Sessional Pre-School	236	228	162	159
Independent School (nursery unit)	283	237	316	251
Extended Day Pre-School / Nursery	606	555	671	605
Day Nursery	1632	789	1529	727

Number of weeks open – group settings and childminders

Childcare provision open for 49 – 52 weeks of the year, typically day care provision, is the most popular in Guildford, with 1,628 children accessing this in 2024. This is closely followed by provision open for 38 weeks of the year, with 1,614 children accessing this. A further 309 children were attending a childcare provider open between 39 – 48 weeks of the year. This is more likely to be provision offered by a childminder.

Wrap-around childcare – breakfast and after school clubs

The borough of Guildford has the second largest number of providers offering wraparound care (48 providers) and the third highest number of breakfast club places (1,104 places) and the third highest number of after school club places (1363 places).

District of Mole Valley

The district of Mole Valley is situated in the South East of Surrey, over 90% of the district is countryside within Surrey Hills Area of Outstanding Beauty. The largest towns include Dorking and Leatherhead and borders a number of Surrey boroughs including Reigate and Banstead, Epsom and Ewell, Elmbridge, Waverley and Guildford and the County of West Sussex.

Mole Valley covers an area of 99.7 square miles with a population of approximately 87,400 people (census 2021).

Wards in the district of Mole Valley:

- Ashtead Common
- Ashtead Park
- Ashtead Village
- Beare Green
- Bookham North
- Bookham South
- Box Hill & Headley
- Brockham, Betchworth & Buckland
- Capel, Leigh & Newdigate
- Charlwood
- Dorking North
- Dorking South
- Fetcham East
- Fetcham West
- Holmwoods
- Leatherhead North
- Leatherhead South
- Leith Hill
- Mickleham, Westhumble & Pixham
- Okewood
- Westcott

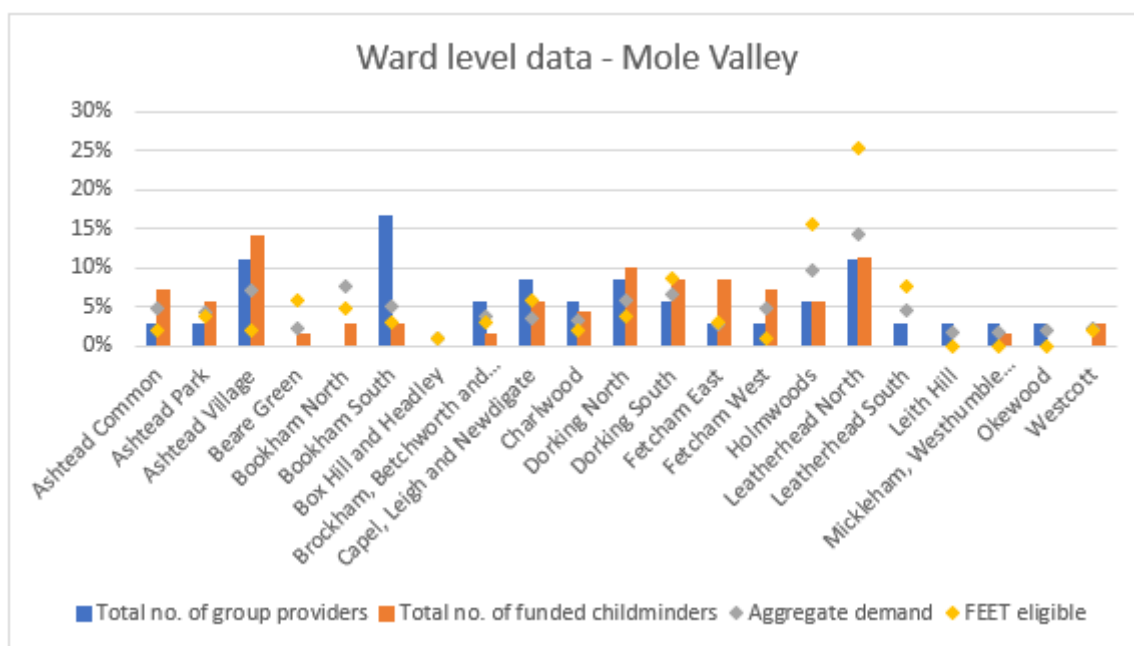
Please note that there have been some changes in the wards across Surrey since 2023, data was collected prior to these changes and therefore is reported on the previous ward make-up. The wards of Mole Valley are now as follows: Ashtead Lanes & Common, Ashtead Park, Bookham East & Eastwick Park, Bookham West, Brockham, Betchworth, Buckland, Box Hill & Headley, Capel, Leigh, Newdigate & Charlwood, Dorking North, Dorking South, Fetcham, Holmewoods & Beare Green, Leatherhead North, Leatherhead South and Mickleham, Westcott & Okewood.

The graph below illustrates the relationship between the number of FEET eligible children and aggregate demand for Early Years places, with the number of group providers and funded childminders operating in each ward across Mole Valley expressed as a percentage.

Leatherhead North is the ward with the highest FEET eligibility and highest aggregate demand and is also one of the wards with the highest number of group providers and funded childminders.

Box Hill & Headley has the lowest aggregate demand and is one of the wards with the lowest FEET eligibility and has no group provider or funded childminder places.

Bookham South has the highest number of group providers across the district, with a moderate level of FEET eligibility and aggregate demand.



The highest number of full day care places (open 8+ hours) are offered in the wards of Ashtead Village, Bookham South and Leatherhead North. Full day care provision is not available in; Ashtead Park, Ashtead Common, Box Hill & Headley, Capel, Leigh & Newdigate, Leith Hill, Mickleham, Westhumble & Pixham, Beare Green, Westcott, Fetcham East, Brockham, Betchworth & Buckland, Fetcham West, Bookham North and Holmwoods.

Leatherhead North and Capel, Leigh & Newdigate have the highest number of extended day provision (open 4 – 7 hours). This type of provision is not available in Box Hill & Headley, Beare Green, Westcott, Okewood, Bookham North, Leatherhead South, Dorking North, Dorking South, Leatherhead North and Ashtead Village.

Sessional provision (open less than 4 hours) is available in three wards which are Ashtead Village, Bookham South and Dorking South.

Mole Valley Local Plan

The Mole Valley Local Plan outlines how the communities and district will develop over the coming years. Looking at the Local Plan for Mole Valley can help us to understand where areas of development may be taking place and how this may impact on the sufficiency of early years provision in the area.

- [Mole Valley Local Plan documents](#)

Number of funded and unfunded places in Mole Valley

Based on a population figure of 3,613 children under the age of 5 years across Mole Valley, there is an anticipated demand for 1,770 early years places.

Mole Valley	All under 5s childcare places	Funded only under 5s childcare places
Places Available	2040	1435
Places Taken Up	1497	1087
Occupancy Rate	73%	76%

The district of Mole Valley has the least number of under 5's in Surrey. The overall density rate of funded and unfunded childcare places in Mole Valley is 56%. This means for every 100 children aged under five years, there are 56 childcare places available. This is an increase of 6% since 2023.

The overall density rate of childcare places, based on a projected aggregate demand for childcare places across Mole Valley is 115%, this means that we have a small surplus of childcare places based on our projections of the number of children under 5 requiring a childcare place.

The occupancy of childcare places across Mole Valley is reported to be healthy for all childcare places and for funded only childcare places. The occupancy of all childcare places has decreased by 4% and there has been a 20% decrease in occupancy for funded only places since 2023, this is a significant decrease. There has been a decrease in the occupancy of funded only places across the county, however in Mole Valley there has also been an increase in the number of funded places available compared with last year which has contributed to the difference in occupancy of places.

Childcare services offered in Mole Valley by type

Overall, there has been an increase in the total number of childcare places (11%) and of funded only places (12%).

The most significant changes have been in extended day provision in Mole Valley, there has been a notable increase for all places (89%) and funded places (68%). This notable increase is a combination of the opening of new provision and providers revising their operational model to offer extended opening hours to meet changing demands of families. This is reflected in the decrease in sessional pre-school provision, 28% for all places and 33% for funded only places. Some of the providers who were previously classed as sessional, have now transitioned to an extended day offer.

Childminder places in Mole Valley have increased for all places (11%) and funded only places (16%).

Childcare Type	All places (2023)	Funded Only (2023)	All places (2024)	Funded Only (2024)
Childminder	228	180	246	210

Maintained and Academy Schools	156	156	156	156
Nursery Schools and Nursery Class (s.27)	24	24	24	24
Sessional Pre-School	218	215	156	144
Independent School (nursery unit)	202	127	215	106
Extended Day Pre-School / Nursery	303	287	574	485
Day Nursery	627	290	669	310

Number of weeks open – group settings and childminders

Childcare provision open for 38 weeks of the year is most popular in Mole Valley, with 1,039 children accessing this in 2024. This is followed by provision open for 49-52 weeks of the year, typically day care provision, with 738 children accessing this. A further 263 children were attending a childcare provider open between 39 – 48 weeks of the year. This is most likely to be provision offered by a childminder.

Wrap-around childcare – breakfast and after school clubs

Mole Valley has the joint sixth largest number of providers offering wraparound care (34 providers), the eighth highest number of breakfast club places (694 places) and the ninth highest number of after school club places (802 places).

Borough of Reigate and Banstead

The borough of Reigate and Banstead is located in the South East of Surrey, bordering London Boroughs of Croydon and Sutton to the north and West Sussex to the south and Surrey boroughs of Epsom and Ewell, Tandridge and Mole Valley.

The most densely populated wards include Banstead, Reigate, Redhill and Horley. The borough covers an area of 49.8 square miles with a population of 150,900 people (2021 census).

Wards in the borough of Reigate and Banstead:

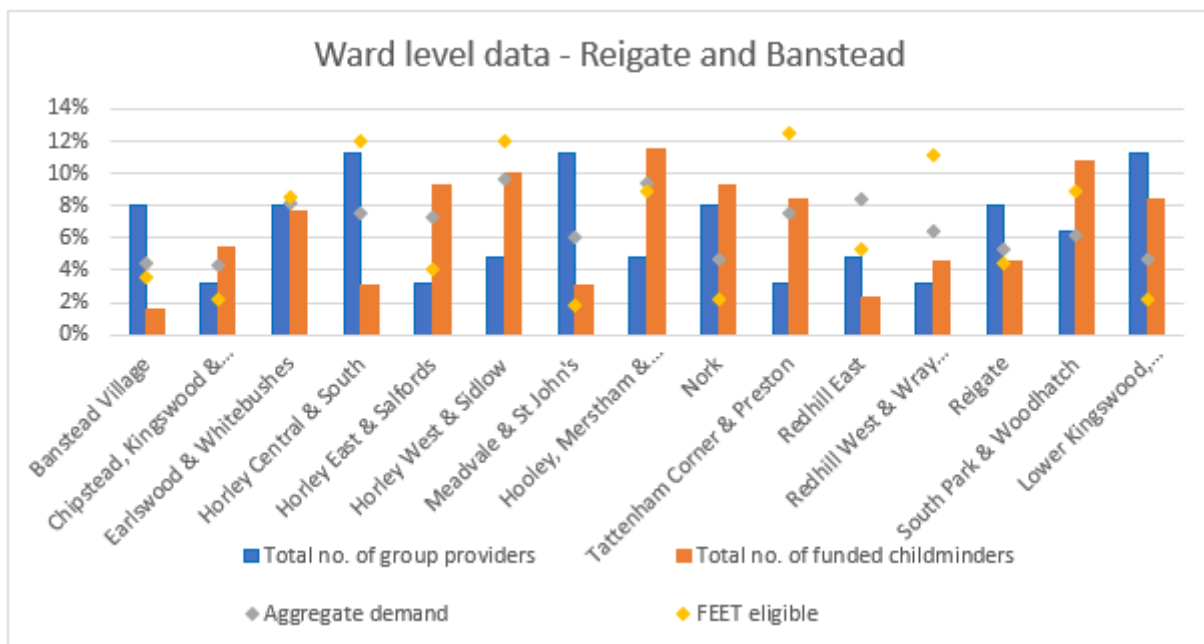
- Banstead Village
- Chipstead, Kingswood & Woodmansterne
- Earlswood & Whitebushes
- Horley Central & South
- Horley East & Salfords
- Horley West & Sidlow
- Meadvale & St John's
- Hooley, Merstham & Netherne
- Nork
- Tattenham Corner & Preston
- Redhill East
- Redhill West & Wray Common
- Reigate
- South Park & Woodhatch
- Lower Kingswood, Tadworth & Walton

The graph below illustrates the relationship between the number of FEET eligible children and aggregate demand for Early Years places, with the number of group providers and funded childminders operating in each ward across Reigate & Banstead expressed as a percentage.

Lower Kingswood, Tadworth & Walton is one of the wards with a lower aggregate demand for places but is one of the wards with the highest number of group providers.

Horley West and Sidlow is the ward with the highest aggregate demand and one of the highest numbers of FEET eligible children. This ward has one of the highest number of funded childminders, but has a lower number of group providers than the majority of wards across the borough.

Tattenham Corner and Preston have the greatest number of FEET eligible children. But have low numbers of group providers and moderate numbers of funded childminders.



The highest number of full day care places (open 8+ hours) are offered in the wards of Meadvale & St John's, South Park & Woodhatch and Reigate. There is no full day care provision in Chipstead, Kingswood & Woodmansterne, and Horley East & Salfords.

The wards with the highest number of extended day providers (open 4 – 7 hours) are Lower Kingswood, Tadworth & Walton, Reigate and Chipstead, Kingswood & Woodmansterne. There is extended day provision in all wards in Reigate & Banstead, however the wards with the lowest availability are South Park & Woodhatch and Earlswood & Whitebushes.

Sessional provision (open less than 4 hours) is not available in the borough of Reigate and Banstead.

Reigate & Banstead Local Plan

The Reigate & Banstead Local Plan outlines how the communities and borough will develop over the coming years. Looking at the Local Plan for Reigate & Banstead can help us to understand where areas of development may be taking place and how this may impact on the sufficiency of early years provision in the area.

- [Reigate & Banstead Local Plan documents](#)

Number of funded and unfunded places in Reigate and Banstead

Based on a population figure of 8,512 children under the age of 5 years across Reigate & Banstead, there is an anticipated demand for 4,161 early years places.

The borough of Reigate and Banstead has the highest number of under 5's in Surrey. The overall density rate of funded and unfunded childcare places in Reigate and Banstead is 52%. This means for every 100 children aged under five years, there are 52 childcare places available. This is a decrease of 1% since 2023.

The overall density rate of childcare places, based on a projected aggregate demand for childcare places across Reigate & Banstead is 106%, this means that we have a surplus of

childcare places based on our projections of the number of children under 5 requiring a childcare place.

The occupancy of childcare places across Reigate and Banstead is reported to be not busy for all funded childcare place and healthy for funded only childcare places. The occupancy rate remains the same for all places (69%). However, there has been a decrease of 5% for funded only places since 2023.

Reigate and Banstead	All under 5s childcare places	Funded only under 5s childcare places
Places Available	4395	3180
Places Taken Up	3033	2326
Occupancy Rate	69%	78%

Childcare services offered in Reigate and Banstead by type

Overall, there has been a small decrease in the total number of childcare places (0.5%) and funded only places (1.7%).

The most significant changes have been seen in sessional pre-schools, showing a decrease in all places (33%) and funded only places (33%). Extended day provision has also decreased in all places (19%) and funded only places (20%).

Conversely, day nursery provision has seen an increase in all places (8%) and funded only places (9%). Childminders have also seen an increase across the borough in all places (8%) and funded only places (9%).

Childcare Type	All places (2023)	Funded Only (2023)	All places (2024)	Funded Only (2024)
Childminder	456	327	492	390
Maintained and Academy Schools	676	676	676	676
Nursery Schools and Nursery Class (s.27)	0	0	0	0
Sessional Pre-School	154	153	102	102
Independent School (nursery unit)	418	341	419	318
Extended Day Pre-School / Nursery	843	796	677	633
Day Nursery	1872	969	2029	1061

Number of weeks open – group providers and childminders

Childcare provision open for 49-52 weeks of the year, typically day care provision, is most popular in Reigate and Banstead with 1,987 children accessing this in 2024. This is closely followed by 38 weeks of the year, with 1,836 children accessing this. A further 572 children

were attending a childcare provider open between 39 – 48 weeks of the year. This is most likely to be provision offered by a childminder.

Wrap-around childcare – breakfast and after school clubs

The borough of Reigate & Banstead has the largest number of providers offering wraparound care (50 providers), the highest number of breakfast club places (2,494 places) and the highest number of after school club places (2,600 places).

Borough of Runnymede

The borough of Runnymede is located in the North West of Surrey bordering other Surrey boroughs including Spelthorne, Woking, Elmbridge and Surrey Heath and the Royal Borough of Windsor and Maidenhead in Berkshire.

Runnymede has 14 wards including Chertsey, Addlestone, Englefield Green, Thorpe, Virginia Water and Lyne and Longcross. Covering an area of 30.1 square miles with a population of 88,100 people (2021 census), it is one of Surrey's smaller boroughs.

Wards in the borough of Runnymede:

- Addlestone South
- Addlestone North
- Chertsey Riverside
- Chertsey St Ann's
- Egham Hythe
- Egham Town
- Englefield Green East
- Englefield Green West
- Longcross, Lyne & Chertsey South
- Ottershaw
- New Haw
- Thorpe
- Virginia Water
- Woodham & Rowtown

The graph below illustrates the relationship between the number of FEET eligible children and aggregate demand for Early Years places, with the number of group providers and funded childminders operating in each ward across Runnymede expressed as a percentage.

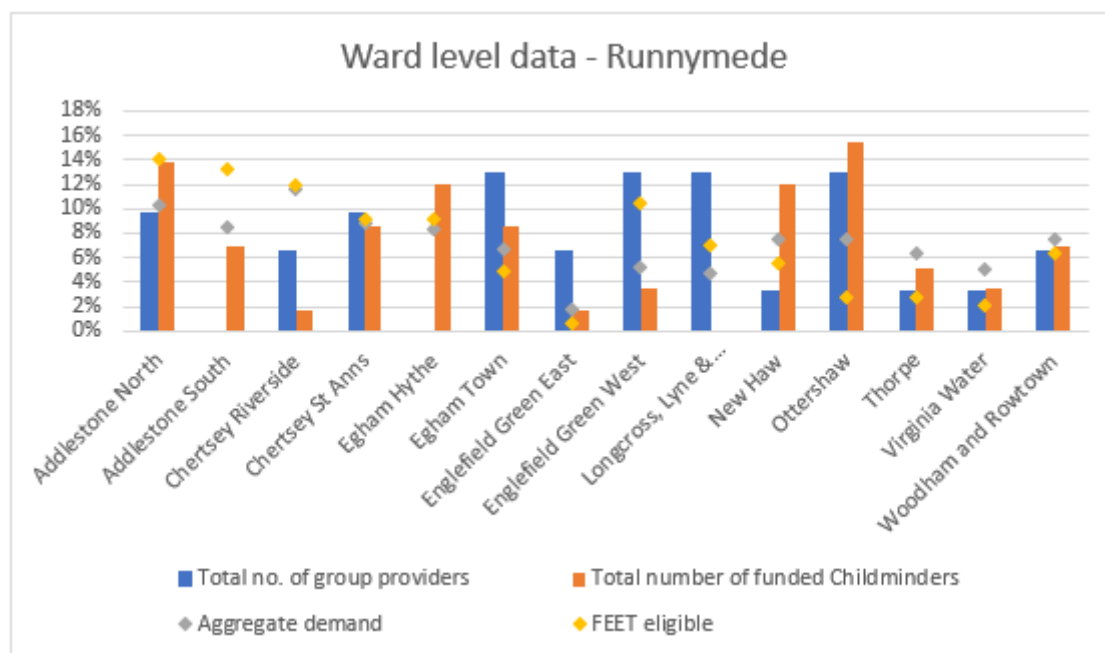
Addlestone North has the highest number of FEET eligible children and the second highest number of group provisions in the borough. Addlestone South has the second highest FEET eligibility and one of the higher levels of aggregate demand, however, there are no group provisions available in this ward and it is a ward with a lower number of funded childminders.

Chertsey Riverside has the highest aggregate demand across Runnymede and is one of the wards with a higher number of group provisions but has the least amount of funded childminders available.

Longcross, Lyne and Chertsey South is one of the wards with the highest number of group providers and second highest funded childminders in the borough however lower levels of FEET eligibility.

Egham Hythe has one of the highest numbers of FEET eligible children as well as being one of the wards with a higher aggregate demand. This ward offers one of the highest numbers of funded childminders but has no group provision available.

Ottershaw has lower levels of FEET eligibility and mid-levels of aggregate demand but is the ward with the highest number of funded childminders and the highest number of group providers within the borough.



The highest number of full day care places (open 8+ hours) are offered in the wards of Longcross, Lyne & Chertsey South, Egham Town and Addlestone North. There is no full day care provision available in Virginia Water, Thorpe, Addlestone South and Egham Hythe.

There is no extended day provision (open 4 – 7 hours) in Addlestone South, Chertsey St Ann’s, Egham Hythe and New Haw. The wards offering the highest number of places for this type of provision are Egham Town, Ottershaw and Longcross, Lyne & Chertsey South.

Sessional provision (open less than 4 hours) is only available in one ward in the borough of Runnymede and that is Ottershaw.

Runnymede Local Plan

The Runnymede 2030 Local Plan outlines how the communities and borough will develop over the coming years. Looking at the Local Plan for Runnymede can help us to understand where areas of development may be taking place and how this may impact on the sufficiency of early years provision in the area.

- [Runnymede Local Plan documents](#)

Number of funded and unfunded places in Runnymede

Based on a population figure of 4,509 children under the age of 5 years across Runnymede, there is an anticipated demand for 2,207 early years places.

The borough of Runnymede has the eighth highest number of under 5’s in Surrey. The overall density rate of funded and unfunded childcare places in Runnymede is 48%. This means for every 100 children aged under five years, there are 48 childcare places available. This is an increase of 5% since 2023.

The overall density rate of childcare places, based on a projected aggregate demand for childcare places across Runnymede is 98%, this indicates that there is possible insufficiency of childcare places based on our projections of the number of children under 5 requiring a childcare place, however this is an increase of 7% from last year, indicating that availability of childcare places is improving.

The occupancy of childcare places across Runnymede is reported to be healthy for all childcare places and busy for funded only childcare places. Occupancy of all childcare places has decreased by 7% and has decreased by 12% for funded only places since 2023. The decrease in occupancy is partially explained due to increase in the number of places available across the borough. There are more places for fewer children, explaining why places are reported to be less full than 2023.

Runnymede	All under 5s childcare places	Funded only under 5s childcare places
Places Available	2159	1545
Places Taken Up	1479	1183
Occupancy Rate	69%	77%

Childcare services offered in Runnymede by type

Overall, there has been an increase in total number of childcare places (10%) and funded only places (8%).

The most significant changes have been in day nurseries with an increase in all places (18.5%) and funded only places (10%). However, was a decrease in the total number of places and funded only places (80%) offered by sessional pre-schools.

Childminding provision increased slightly for all places as well as funded only places. Maintained and academy schools saw an increase in all places and funded only places overall. There was a slight decrease in extended day provision in both all places and funded only places.

Childcare Type	All places (2023)	Funded Only (2023)	All places (2024)	Funded Only (2024)
Childminder	192	138	207	195
Maintained and Academy Schools	364	364	416	416
Nursery Schools and Nursery Class (s.27)	44	44	46	46
Sessional Pre-School	42	42	18	18
Independent School (nursery unit)	36	28	36	36
Extended Day Pre-School / Nursery	339	320	306	290
Day Nursery	938	494	1130	544

Number of weeks open – group providers and childminders

Childcare provision open for 49-52 weeks of the year is the most popular in Runnymede, typically day care provision, with 1,068 children accessing this in 2024. This is closely followed by provision open for 38 weeks of the year, with 944 children accessing this in 2024. A further 147 children were attending a childcare provider open between 39 – 48 weeks of the year. This is likely to be provision offered by a childminder.

Wrap-around childcare – breakfast and after school clubs

The borough of Runnymede has the ninth largest number of providers offering wraparound care (30 providers), the ninth largest number of breakfast club places (681 places) and the lowest number of after school club places (707 places).

Borough of Spelthorne

The borough of Spelthorne is located in the North of Surrey, bordering the London Boroughs of Richmond Upon Thames, Hillingdon and Hounslow to the North East, Royal Borough of Windsor and Maidenhead and Slough to the west. Surrey borders include Elmbridge and Runnymede to the south of the borough.

Spelthorne has 13 wards including Sunbury Upon Thames, Stanwell, Ashford, Staines and Shepperton and covers an area of 19.7 square miles and has a population of 103,000 people (2021 census).

Wards in the borough of Spelthorne:

- Ashford Common
- Ashford East
- Ashford North & Stanwell South
- Ashford Town
- Halliford & Sunbury West
- Laleham & Shepperton Green
- Riverside & Laleham
- Shepperton Town
- Staines
- Staines South
- Stanwell North
- Sunbury Common
- Sunbury East

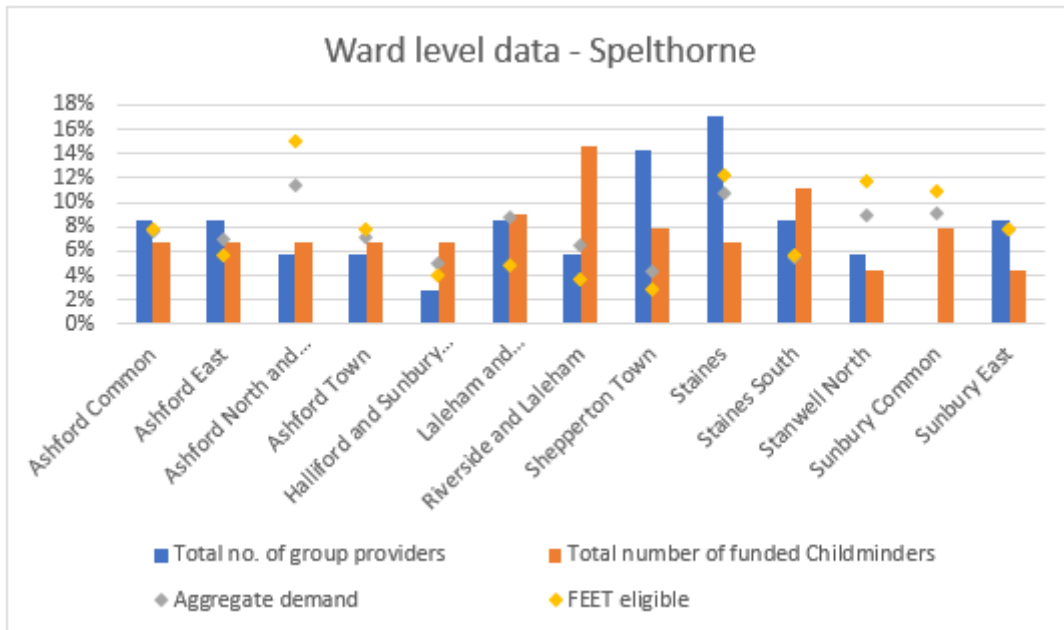
The graph below illustrates the relationship between the number of FEET eligible children and aggregate demand for Early Years places, with the number of group providers and funded childminders operating in each ward across Spelthorne expressed as a percentage.

Shepperton Town has the lowest aggregate demand across the wards in Spelthorne and the lowest FEET eligibility, which is consistent with 2023 data.

Halliford and Sunbury West have one of the lowest numbers of group providers in the borough however, higher numbers of funded childminders. This ward has one of the lower aggregate demand rates suggesting that perhaps larger volumes of group-based provision are not required.

Ashford North and Stanwell South and Staines have the highest number of children under 5 within the borough, both wards also have the highest number of FEET eligible children.

Riverside and Laleham has the largest number of funded childminders in the borough but very few group providers.



The highest number of full day care places (open 8+ hours) are offered in Staines, followed by Sunbury East & Shepperton North. There is no full day care provision in Ashford Town, Halliford & Sunbury West, and Sunbury Common.

Ashford Town offers the most extended day provision (open 4 – 7 hours), followed by Staines South, Staines and Ashford Common. Sunbury Common, Laleham & Shepperton Green and Riverside and Laleham have no extended day provision available.

There are three wards where sessional provision (open less than 4 hours) is available in Spelthorne, these are Laleham & Shepperton Green, Shepperton Town and Stanwell North.

Spelthorne Local Plan

Spelthorne are currently working on an emerging Local Plan outlining how the communities and borough will develop over the coming years. Looking at the Spelthorne Local Plan can help us to understand where areas of development may be taking place and how this may impact on the sufficiency of early years provision in the area.

- [Spelthorne Local Plan documents](#)

Number of funded and unfunded places in Spelthorne

Based on a population figure of 5,703 children under the age of 5 years across Spelthorne, there is an anticipated demand for 2,824 early years places.

The borough of Spelthorne has the fifth highest number of under 5's in Surrey. The overall density rate of funded and unfunded childcare places in Spelthorne is 41%. This means for every 100 children aged under five years, there are 41 childcare places available. This is an increase of 2%.

The overall density rate of childcare places, based on a projected aggregate demand for childcare places across Spelthorne is 83%, this indicates that there is possible insufficiency of childcare places based on our projections of the number of children under 5 requiring a

childcare place. There has previously been a surplus in Spelthorne, so this has likely been caused by a combination of a decrease in nursery places and new housing developments in the area.

The occupancy of childcare places across Spelthorne is reported to be healthy both for all childcare places and for funded only places. There has been no change in occupancy of all childcare places but there has been a decrease of 5% for funded only places since 2023.

Spelthorne	All under 5s childcare places	Funded only under 5s childcare places
Places Available	2348	1824
Places Taken Up	1723	1419
Occupancy Rate	73%	78%

Childcare services offered in Spelthorne by type

Overall, there has been a decrease in the total number of childcare places (0.3%) and funded only places (7.5%).

Whilst there appears to have been a reduction in the number of places available in s.27 provision, this is due to the provider not having any funded 2-year-olds on roll at the time of census and therefore a return was not submitted. This school have lowered their age range to include 3- & 4-year-olds, however, have a s.27 provision for 2-year-olds.

There has also been a significant decrease in sessional pre-school provision, with fewer places in total (42%) and funded only (51%).

Day nurseries have seen a slight increase in funded and all places. Extended day provision has also seen a small increase in funded only and all places.

Childcare Type	All places (2023)	Funded Only (2023)	All places (2024)	Funded Only (2024)
Childminder	348	252	336	267
Maintained and Academy Schools	572	572	572	572
Nursery Schools and Nursery Class (s.27)	4	4	0	0
Sessional Pre-School	241	228	158	134
Independent School (nursery unit)	48	37	48	34
Extended Day Pre-School / Nursery	311	301	367	349
Day Nursery	831	435	867	468

Number of weeks open – group providers and childminders

Childcare provision open for 38 weeks of the year is most popular in Spelthorne, with 1,134 children accessing this in 2024. This is followed by provision open for 49-52 weeks of the

year, typically day care provision, with 924 children accessing this. A further 290 children were attending a childcare provider open between 39 – 48 weeks of the year. This is more likely to be provision offered by a childminder.

Wrap-around childcare – breakfast and after school clubs

Spelthorne has the eighth highest number of providers offering wraparound care (33 providers), the tenth highest number of breakfast club places (660 places) and the eighth highest number of after school club places (807 places).

Borough of Surrey Heath

The borough of Surrey Heath is located in North West of Surrey, bordering Hampshire and Berkshire and the Surrey boroughs of Woking and Runnymede, with 16 wards including Bagshot, Old Dean and Windlesham.

Surrey Heath covers an area of 36.7 square miles with a population of 90,500 (2021 census).

Wards in the borough of Surrey Heath:

- Bagshot
- Bisley & West End
- Frimley
- Frimley Green
- Heatherside
- Lightwater
- Mytchett & Deepcut
- Old Dean
- Parkside
- St Michaels
- St Pauls
- Watchetts
- Windlesham & Chobham

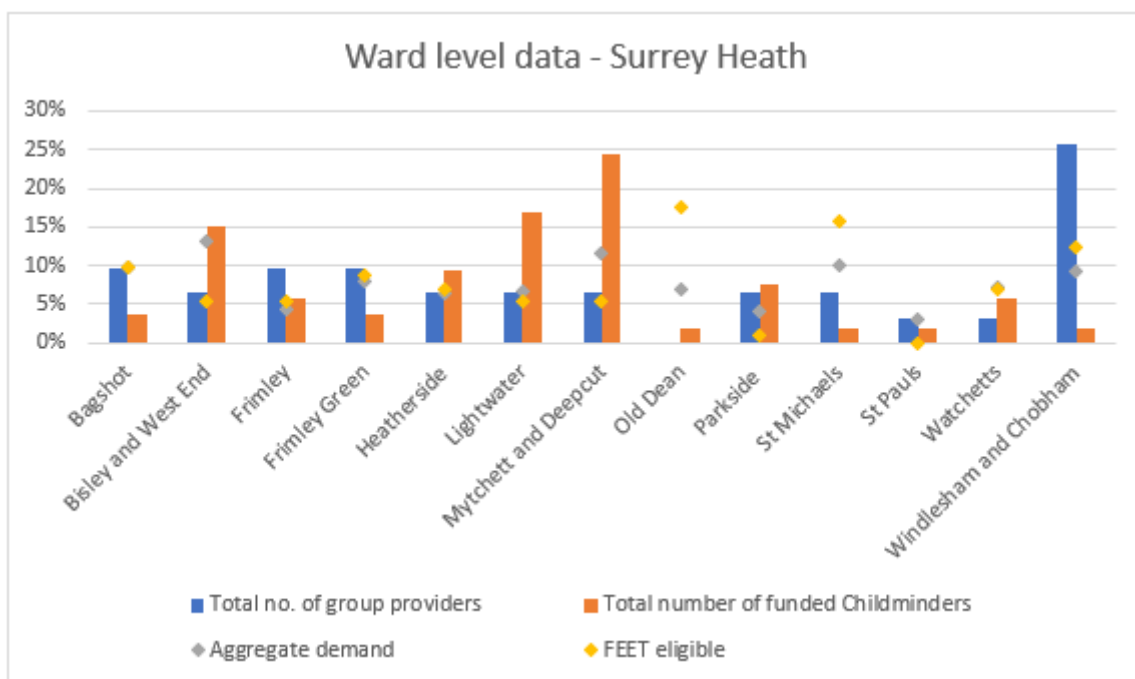
The graph below illustrates the relationship between the number of FEET eligible children and aggregate demand for Early Years places, with the number of group providers and funded childminders operating in each ward across Surrey Heath expressed as a percentage.

Mytchett & Deepcut and Bisley & West End are the two wards with the highest aggregate demand, these wards also have some of the highest numbers of funded childminders across the borough, but do not have higher than average numbers of group providers.

Lightwater is one of the wards with a lower aggregate demand but has one of the higher numbers of funded childminders.

Old Dean has the highest FEET eligibility across the borough, but comparatively has a moderate aggregate demand. Old Dean offers no group provision and has one of the lower numbers of funded childminders.

St Michaels is one of the wards with a higher aggregate demand, however, has one of the smaller numbers of funded childminders and only an average number of group providers.



The highest number of full day care places (open 8+ hours) are offered in the wards of Windlesham & Chobham, Frimley and Frimley Green. There is no full day care provision available in Parkside, Watchetts, Old Dean and St Pauls.

There is extended day provision (open 4 – 7 hours) in all wards in Surrey Heath apart from Old Dean, Mytchett & Deepcut and St Michaels. Windlesham & Chobham and Bagshot offer the most of this type of provision.

Heatherside is the only ward where sessional provision (open less than 4 hours) is available the borough of Surrey Heath.

Surrey Heath Local Plan

Surrey Heath is currently preparing a new Local Plan outlining how the communities and borough will develop over the coming years. Looking at the Surrey Heath Local Plan can help us to understand where areas of development may be taking place and how this may impact on the sufficiency of early years provision in the area.

- [Surrey Heath Local Plan documents](#)
- [Surrey Heath Draft Local Plan information](#)

Number of funded and unfunded places in Surrey Heath

Based on a population figure of 4,067 children under the age of 5 years across Surrey Heath, there is an anticipated demand for 1,996 early years places.

The borough of Surrey Heath has the tenth highest number of under 5's in Surrey. The overall density rate of funded and unfunded childcare places in Surrey Heath is 52%. This means for every 100 children aged under five years, there are 52 childcare places available. This has remained consistent from 2023.

The overall density rate of childcare places, based on a projected aggregate demand for childcare places across Surrey Heath is 106%, this means that we have a surplus of childcare places based on our projections of the number of children under 5 requiring a childcare place.

The occupancy of childcare places across Surrey Heath is reported to be healthy for all childcare places and not busy funded only childcare places. Occupancy of all childcare places has remained consistent since 2023, however there has been a decrease 9% for funded only places.

Surrey Heath	All under 5s childcare places	Funded only under 5s childcare places
Places Available	2122	1592
Places taken up	1559	1087
Occupancy rate	73%	68%

Childcare services offered in Surrey Heath by type

Overall, there has been a small decrease in the total number of childcare places (0.6%) and funded only places (3%).

The most significant changes have been seen in extended day provision, with a decrease in all places (8%) and funded only places (7%).

Conversely, there has been an increase in the number of places offered by childminders (12%), however a much smaller increase in the number of funded only places (2%).

Childcare Type	All places (2023)	Funded Only (2023)	All places (2024)	Funded Only (2024)
Childminder	228	171	255	174
Maintained and Academy Schools	416	416	416	416
Nursery Schools and Nursery Class (s.27)	0	0	0	0
Sessional Pre-School	71	71	71	71
Independent School (nursery unit)	146	109	140	114
Extended Day Pre-School / Nursery	433	417	399	388
Day Nursery	840	451	841	429

Number of weeks open – group settings and childminders

Childcare provision open for 38 weeks of the year is most popular in Surrey Heath, with 958 children accessing this in 2024. This is followed by provision open for 49-52 weeks of the year, typically day care provision, with 865 children accessing this. A further 299 children were attending a childcare provider open between 39 – 48 weeks of the year. This is most likely to be provision offered by a childminder.

Wrap-around childcare – breakfast and after school clubs

The borough of Surrey Heath has the joint sixth largest number of providers offering wraparound care (34 providers), the seventh number of breakfast club places (724 places) and the tenth highest number of after school club places (787 places).

District of Tandridge

The district of Tandridge is located in the East of Surrey, bordering the London Boroughs of Croydon to the north and Bromley to the North East, Sevenoaks in Kent, Crawley in West Sussex and Wealden in East Sussex and Reigate and Banstead in Surrey.

The district covers an area of 95.8 square miles with a population of 87,900 people (2021 census).

Wards in the district of Tandridge:

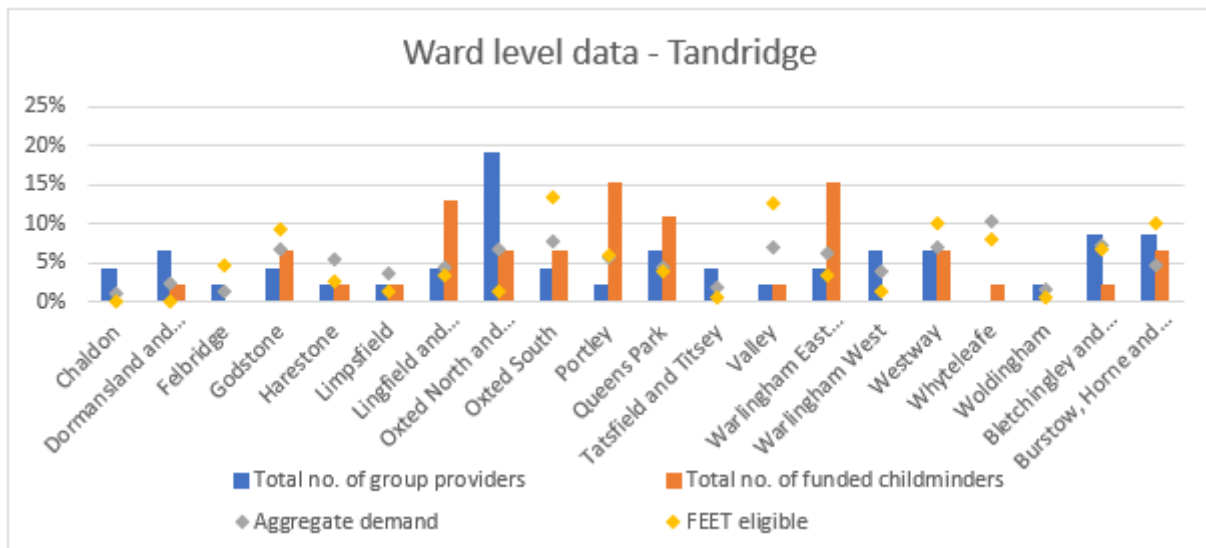
- Bletchingley & Nutfield
- Burstow, Horne & Outwood
- Chaldon
- Dormansland & Felcourt
- Felbridge
- Godstone
- Harestone
- Limpsfield
- Lingfield & Crowhurst
- Oxted North & Tandridge
- Oxted South
- Portley
- Queens Park
- Tatsfield & Titsey
- Valley
- Warlingham East & Chelsham & Farleigh
- Warlingham West
- Westway
- Whyteleafe
- Woldingham

The graph below illustrates the relationship between the number of FEET eligible children and aggregate demand for Early Years places, with the number of group providers and funded childminders operating in each ward across Tandridge expressed as a percentage.

Oxted South has both the highest aggregate demand and one of the highest levels of FEET eligibility but is not one of the wards with higher numbers of group providers or funded childminders.

The five wards with the lowest aggregate demand, Chaldon, Dormansland & Felcourt, Felbridge, Tatsfield & Titsey, and Woldingham, have no funded childminder provision. This provision is available in all other wards apart from Warlingham West.

The wards with lower aggregate demand, also generally have lower FEET eligibility, with the exception of Felbridge.



The highest number of full day care places (open 8+ hours) are offered in the wards of Oxted North & Tandridge, Bletchingley & Nutfield and Queens Park. Full day care provision is not available in Chaldon, Felbridge, Warlingham East & Chelsham & Farleigh, Valley, Whyteleafe and Woldingham.

Extended day provision (open 4 – 7 hours) is not available in the wards of Godstone, Harestone, Limpsfield, Portley, Queens Park and Whyteleafe. Oxted North & Tandridge, Westway and Warlingham East & Chelsham & Farleigh have the most of this provision available.

Sessional provision (open less than 4 hours) is not available in the district of Tandridge.

Tandridge Local Plan

The Local Plan for Tandridge outlines how the communities and district will develop over the coming years. Looking at the Tandridge Local Plan can help us to understand where areas of development may be taking place and how this may impact on the sufficiency of early years provision in the area.

- [Tandridge Local Plan documents](#)

Number of funded and unfunded places in Tandridge

Based on a population figure of 4,783 children under the age of 5 years across Tandridge, there is an anticipated demand for 2,341 early years places.

The district of Tandridge has the seventh highest number of under 5's in Surrey. The overall density rate of funded and unfunded childcare places in Tandridge is 60%. This means for every 100 children aged under five years, there are 60 childcare places available. This is the same as 2023.

The overall density rate of childcare places, based on a projected aggregate demand for childcare places across Tandridge is 122%, this means that we have a surplus of childcare places based on our projections of the number of children under 5 requiring a childcare place.

The occupancy of childcare places across Tandridge is reported to be not busy for all and funded only childcare places. This is an increase of 3% for all childcare places and a decrease of 4% for funded only since 2023.

Tandridge	All under 5s childcare places	Funded only under 5s childcare places
Places Available	2849	1991
Places Taken Up	1905	1183
Occupancy Rate	67%	59%

Childcare services offered in Tandridge by type

Overall, there has been an increase in the total number of childcare places (3%) but a decrease in funded only places (4%).

The most significant changes have been seen in sessional provision, with a decrease in all places (81%) and funded only places (80%). Although this appears to be a large decrease, rather than this being due to providers closing, this is primarily due to providers changing their operational model. Several sessional providers in Tandridge have decided to increase their operational hours to support the needs of working families in the local area, which has also contributed to the increases in extended day and day nursery provision in the district.

Whilst we have had one school in Tandridge formally lower their age range, and therefore the decrease in s.27 provision was expected. This was not reflected in an increase in Maintained and Academy school provision as this school had already lowered their age range for 3- & 4-year-olds, therefore only their 2-year-old provision was s.27. We have noted that this resulted in some duplication in data where the school were returning both schools and Early Years Census.

The number of places being offered by childminders in Tandridge has increased by 15% of all places and 39% for funded only places.

Childcare Type	All places (2023)	Funded Only (2023)	All places (2024)	Funded Only (2024)
Childminder	159	99	183	138
Maintained and Academy Schools	520	520	520	520
Nursery Schools and Nursery Class (s.27)	25	24	0	0
Sessional Pre-School	122	121	23	23
Independent School (nursery unit)	452	311	464	244
Extended Day Pre-School / Nursery	403	395	489	475
Day Nursery	1093	580	1170	591

Number of weeks open – group providers and childminders

Childcare provision open for 49 – 52 weeks of the year, typically day care provision, is the most popular in Tandridge, with 1,505 children accessing this in 2024. This is closely followed by provision open for 38 weeks of the year, with 1,052 children accessing this. A further 292 children were attending a childcare provider open between 39 – 48 weeks of the year. This is most likely to be provision offered by a childminder.

Wrap-around childcare – breakfast and after school clubs

Tandridge has the lowest number of providers offering wraparound care (26 providers), the lowest number of breakfast club places (639 places) and the seventh highest number of after school club places (812 places).

Borough of Waverley

The borough of Waverley is located in the South West of Surrey, bordering Hampshire to the West, Chichester and Horsham in West Sussex and Guildford and Mole Valley in Surrey.

Waverley is the largest borough in Surrey with wards including Godalming, Farnham, Chiddingfold, Cranleigh, Haslemere and Ewhurst. It covers an area of 133.3 square miles with a population of 128,200 people (2021 census).

Wards in the borough of Waverley:

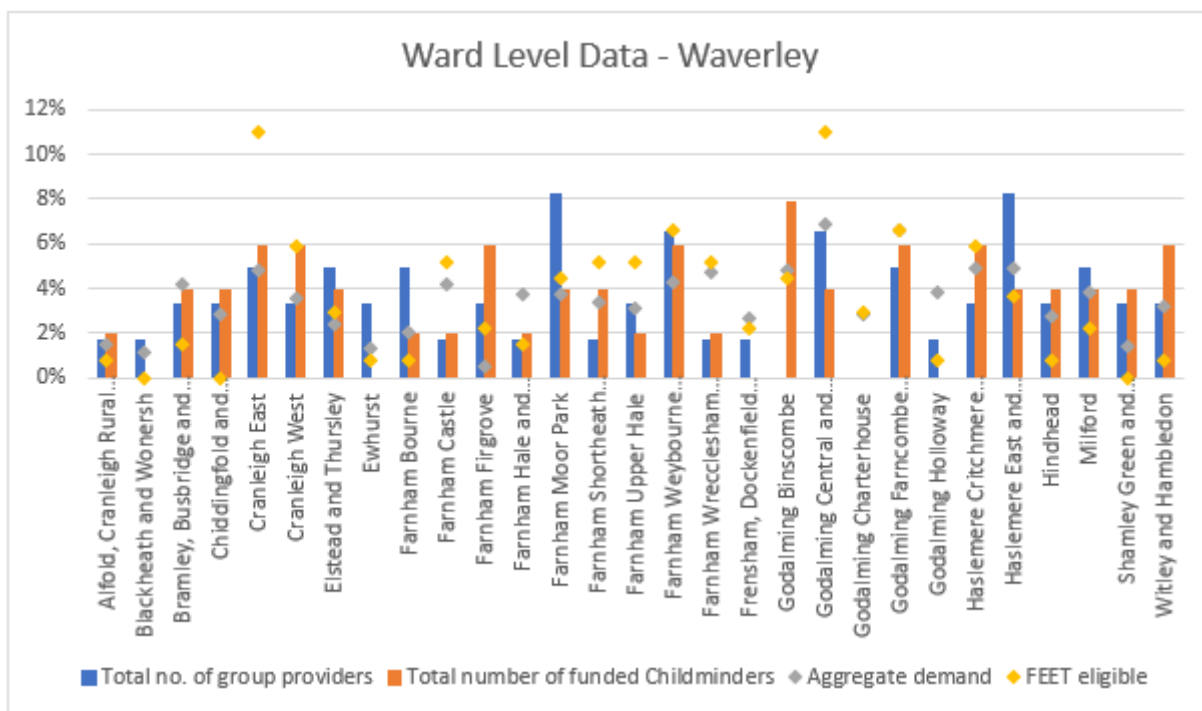
- Alfold, Cranleigh Rural & Ellens Green
- Blackheath & Wonersh
- Bramley, Busbridge & Hascombe
- Chiddingfold & Dunsfold
- Cranleigh East
- Cranleigh West
- Elstead & Thursley
- Ewhurst
- Farnham Bourne
- Farnham Castle
- Farnham Firgrove
- Farnham Hale & Heath End
- Farnham Moor Park
- Farnham Shortheath & Boundstone
- Farnham Upper Hale
- Farnham Weybourne & Badshot Lea
- Farnham Wrecclesham & Rowledge
- Frensham, Dockenfield & Tilford
- Godalming Binscombe
- Godalming Central & Ockford
- Godalming Charterhouse
- Godalming Farncombe & Catteshall
- Godalming Holloway
- Haslemere, Critchmere & Shottermill
- Haslemere East & Grayswood
- Hindhead
- Milford
- Shamley Green & Cranleigh North
- Witley & Hambledon

The graph below illustrates the relationship between the number of FEET eligible children and aggregate demand for Early Years places, with the number of group providers and funded childminders operating in each ward across Waverley expressed as a percentage.

Godalming Charterhouse is the only ward with no provision available, the ward has moderate aggregate demand and FEET eligibility.

Godalming Central & Ockford is the ward with the highest FEET eligibility and the highest aggregate demand, whilst Blackheath and Wonersh has the lowest FEET eligibility and the lowest aggregate demand.

Farham Weybourne & Badshot Lea has one of the highest numbers of group providers and funded childminders, whilst having a moderate aggregate demand and FEET eligibility.



The highest number of full day care places (open 8+ hours) are offered in the wards of Farnham Moor Park, Godalming Farncombe & Catteshall, and Farnham, Weybourne & Badshot Lea. There is no full day care provision in Blackheath & Wonersh, Frensham, Docketfield & Tilford, Farnham Castle, Cranleigh West, Farnham Wrecclesham & Rowledge, Godalming Rural Charterhouse, Bramley, Busbridge & Hascombe and Godalming Binscombe.

Extended day provision (open 4 – 7 hours) is not available in Alfold Cranleigh Rural & Ellens Green, Haslemere Critchemere & Shottermill, Farnham Shortheath & Boundstone, Godalming Charterhouse, Farnham Firgrove, Godalming Holloway, Farnham Hale & Heath End, Godalming Binscombe, Elstead & Thursley and Godalming Farncombe & Catteshall. The wards with the highest number of extended day playgroup places are Shamley Green & Cranleigh North, Hindhead and Cranleigh East.

Sessional provision (open less than 4 hours) is available in the wards of Haslemere East & Grayswood and Elstead & Thursley.

Waverley Local Plan

The Waverley Local Plan outlines how the communities and borough will develop over the coming years. Looking at the Local Plan for Waverley can help us to understand where areas of development may be taking place and how this may impact on the sufficiency of early years provision in the area.

- [Waverley Local Plan documents](#)

Number of funded and unfunded places in Waverley

Based on a population figure of 5,445 children under the age of 5 years across Waverley, there is an anticipated demand for 2,651 early years places.

The borough of Waverley has the sixth highest number of under 5's in Surrey. The overall density rate of funded and unfunded childcare places in Waverley is 78%. This means for every 100 children aged under five years, there are 78 childcare places available. This is an increase of 6% since 2023.

The overall density rate of childcare places, based on a projected aggregate demand for childcare places across Waverley is 159%, this means that we have a surplus of childcare places based on our projections of the number of children under 5 requiring a childcare place.

The occupancy of childcare places across Waverley is reported to be healthy for all childcare places, but not busy for funded only places. This shows a decrease in occupancy of all childcare places of 2% and a decrease of 9% for funded only places since 2023.

Waverley	All under 5s childcare places	Funded only under 5s childcare places
Places Available	4227	2894
Places Taken Up	3006	1660
Occupancy Rate	71%	57%

Childcare services offered in Waverley by type

Overall, there has been an increase in the total number of childcare places (5%) and funded only places (1.4%).

Although it appears that there has been a significant increase in provision in nursery schools and classes, there are the same number of providers, the perceived increase is due to an error in the data from 2023 which was discovered. No additional section 27 provision has opened.

There has been an increase in the number of places offered by childminders, in all places (14%) and funded only places (41%).

Conversely, there has been a decrease in sessional provision (15% for all places and 12% for funded only) and extended day provision (14% for all places and 13% for funded only).

Childcare Type	All places (2023)	Funded Only (2023)	All Places (2024)	Funded Only (2024)
Childminder	195	111	222	156
Maintained and Academy Schools	260	260	260	260
Nursery Schools and Nursery Class (s.27)	30	28	54	54
Sessional Pre-School	147	128	125	113

Independent School (nursery unit)	1043	834	1165	875
Extended Day Pre-School / Nursery	682	633	587	549
Day Nursery	1668	861	1814	887

Number of weeks open – group settings and childminders

Childcare provision open for 49-52 weeks, typically daycare provision, is most popular in Waverley, with 2,054 children accessing this in 2024. This is closely followed by provision open for 38 weeks of the year, with 1,977 children accessing this. A further 196 children were attending a childcare provider open between 39 – 48 weeks of the year. This is most likely to be provision offered by a childminder.

Wrap-around childcare – breakfast and after school clubs

The borough of Waverley has the third largest number of providers offering wraparound care (43 providers), the fourth highest number of breakfast club places (1,085 places) and the fourth highest number of after school club places (1,296 places).

Borough of Woking

The borough of Woking is located in the West of Surrey, bordering Elmbridge, Guildford and Runnymede. It covers an area of 24.6 square miles and has a population of 103,900 people (2021 census).

Wards in the borough of Woking:

- Byfleet & West Byfleet
- Canalside
- Goldsworth Park
- Heathlands
- Hoe Valley
- Horsell
- Knaphill
- Mount Hermon
- Pyrford
- St John's

The graph below illustrates the relationship between the number of FEET eligible children and aggregate demand for Early Years places, with the number of group providers and funded childminders operating in each ward across Woking expressed as a percentage.

It should be noted that all wards in the borough of Woking have higher numbers of children eligible for FEET and that demand across all wards in Woking is high.

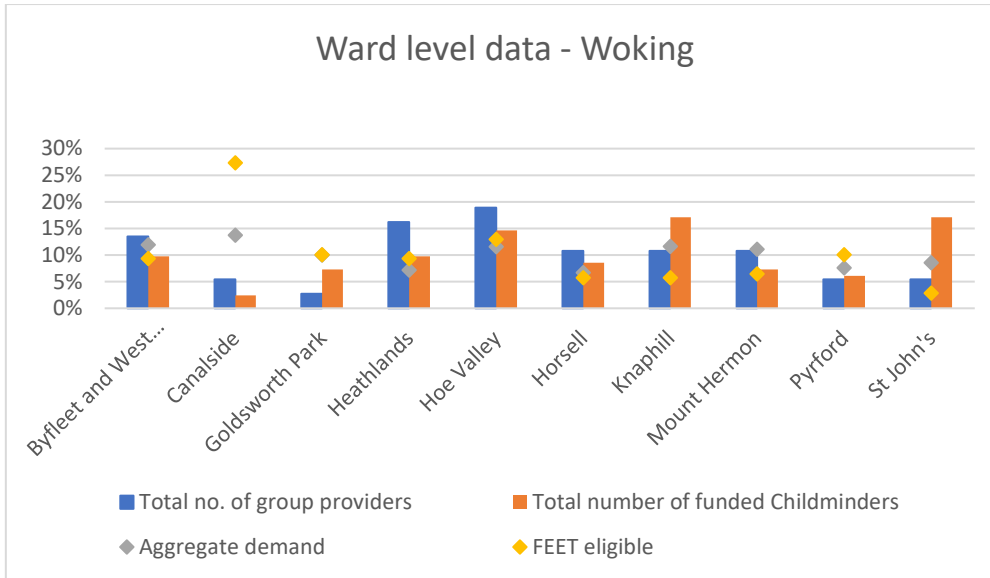
The ward in Woking with the most children eligible for FEET and the greatest aggregate demand for early years places is Canalside, however Canalside also has the fewest group providers and funded childminders.

Canalside has over double the number of FEET eligible children, compared with the ward with the next highest eligibility.

Goldsworth Park has the lowest number of group providers within the borough, but sits mid-range in relation to FEET eligibility, aggregate demand and funded childminders.

Horsell has the lowest demand and the second lowest number of FEET eligible children but is one of the wards with the most group providers and funded childminders.

St John's is one of the wards with the highest number of funded childminders, whilst being the lowest number of FEET eligible children and low overall aggregate demand.



The highest number of full day care places (open 8+ hours) are offered in the wards of Horsell, Mount Hermon and Byfleet & West Byfleet. Full day care provision is available in all wards in Woking, but the ward with the least availability is St John's.

Extended day provision (open 4 – 7 hours) is not available in the wards of Canalside and Goldsworth Park. The highest number of extended day playgroup provision places are offered in Mount Hermon, Hoe Valley and Horsell.

There is no sessional provision (open less than 4 hours) available in the borough of Woking.

Woking Local Plan

The Woking 2027 Development Plan outlines how the communities and borough will develop over the coming years. Looking at the Local Plan for Woking can help us to understand where areas of development may be taking place and how this may impact on the sufficiency of early years provision in the area.

- [Woking Local Plan documents](#)

Number of funded and unfunded places in Woking

Based on a population figure of 5,773 children under the age of 5 years across Woking, there is an anticipated demand for 2,847 early years places.

The borough of Woking has the fourth highest number of under 5's in Surrey. The overall density rate of funded and unfunded childcare places in Woking is 50%. This means for every 100 children aged under five years, there are 50 childcare places available. This has remained consistent since 2023.

The overall density rate of childcare places, based on a projected aggregate demand for childcare places across Woking is 102%, this means that we have a small surplus of childcare places based on our projections of the number of children under 5 requiring a childcare place.

The occupancy of childcare places across Woking is reported to be healthy for all childcare places and funded only childcare places. The occupancy of all childcare places has decreased by 2% and funded only places has decreased by 8%.

Woking	All under 5s childcare places	Funded only under 5s childcare places
Places Available	2899	2214
Places Taken Up	2051	1612
Occupancy Rate	71%	73%

Childcare services offered in Woking by type

Overall, there has been a slight decrease in the total number of childcare places (0.9%) and slight increase in funded only places (1.4%).

Day nurseries remain the most used childcare provision in Woking, however, there has been a slight decrease in all places (0.9%) and funded only places (0.5%). Decreases have also been seen in sessional provision for all places (47%) and funded only places (42%).

Conversely there have been increases in the number of places offered by childminders, for all places (5%) and funded only places (18%). Extended day provision has also seen increases in all places (18%) and funded only places (14%).

Childcare Type	Funded and Unfunded (2023)	Funded Only (2023)	Funded and Unfunded (2024)	Funded only (2024)
Childminder	303	207	318	249
Maintained and Academy Schools	676	676	676	676
Nursery Schools and Nursery Class (s.27)	0	0	0	0
Sessional Pre-School	132	126	82	82
Independent School (nursery unit)	309	225	258	189
Extended Day Pre-School / Nursery	327	296	395	377
Day Nursery	1180	654	1170	641

Number of weeks open – group providers and childminders

Childcare provision open for 38 weeks of the year is most popular in Woking, with 1,404 children accessing this in 2024. This is closely followed by provision open for 49-52 weeks of the year, typically day care provision, with 1,291 children accessing this. A further 204 children were attending a childcare provider open between 39 – 48 weeks of the year. This is most likely to be provision offered by a childminder.

Wrap-around childcare – breakfast and after school clubs

The borough of Woking has the fifth largest number of providers offering wraparound care (37 providers), the sixth highest number of breakfast club places (1,085 places) and the sixth highest number of after school club places (1,180 places).

Action plan:

As the expanded entitlements are being rolled out, we are constantly reviewing the take-up of the working parent entitlement and updating our projections regarding the percentage of under 5's that will require an Early Education and Childcare place across Surrey.

We are going to look at aggregate demand at ward level and break this down into the three key age ranges of under 2's, 2-year-olds and 3- & 4-year-olds to help us better understand the demand for places for each age-group. This will support us to target expansion of places both in the areas they are most needed, but also for the age groups that they are most needed. Early indications suggest that there will be a need for additional places, particularly for under 2s from September 2025.

After initial consultation with parents and the Early Years sector prior to the first phase of expanded entitlements, we plan to re-launch our parent survey and revise our provider data collection processes so that we can use a wider variety of data as part of the childcare sufficiency assessment and further improve the picture we have of sufficiency across the county.

With the recent announcement from the Secretary of State for Education regarding the breakfast club early adopter scheme, we will be engaging with the Department for Education to understand the implications of this on existing before school provision and working with providers to address their concerns and identified opportunities.