

Surrey County Council Childcare Sufficiency Assessment

Early Years Commissioning Team



Contents

Executive Summary.....	3
Quality of Early Years Provision in Surrey	5
Overview of Funded Early Education and Childcare in Surrey	5
Number of children aged 2 – 5 years eligible for funding.....	7
Children with additional needs (SEND)	8
Impact of the rising cost of living.....	8
Wrap-around childcare – breakfast, after school and holiday clubs.....	9
Borough of Elmbridge	11
Borough of Epsom and Ewell	15
Borough of Guildford	19
District of Mole Valley	23
Borough of Reigate and Banstead.....	27
Borough of Runnymede.....	31
Borough of Spelthorne.....	35
Borough of Surrey Heath	39
District of Tandridge	43
Borough of Waverley	47
Borough of Woking	51
Action plan:.....	55

Executive Summary

Local authorities under the Childcare Act 2016 have a statutory duty to ensure that there are sufficient high quality childcare places available for families who wish to access them. Childcare is defined as any form of care for a child that is paid for or is funded, including education, any other supervised activity and care registered with Office for Standards in Education (Ofsted) or care offered on a school site.

Sufficient funded early education provision also needs to be made for parents of eligible children even for parents who are not working or training. In England, some two-year-olds and all three- and four-year-olds are entitled to 570 hours of funded early education and childcare per year. The universal entitlement is usually offered as 15 hours per week for 38 weeks (known as a term time place) or up to 52 weeks (known as a stretched place) per year.

Eligible working families can claim an extra 15 hours of childcare per week (30 Hours Funded Childcare), making it 1140 hours of funded childcare per year. This means that Surrey has to have sufficient childcare places for 18,556 two-, three- and four-year-olds.

This childcare sufficiency report is an integral part of our Early Years Strategy and enables us to determine whether there are enough childcare and early education places across all areas of the County. The report is used to manage the childcare market and make sure that:

- There are sufficient childcare and early education places
- That childcare places are of high quality
- That childcare services offered are of a range that meet parents' needs
- That childcare and early education places are accessible to families
- That parents' and carers can make informed decisions on childcare and early years services based on there being enough information.

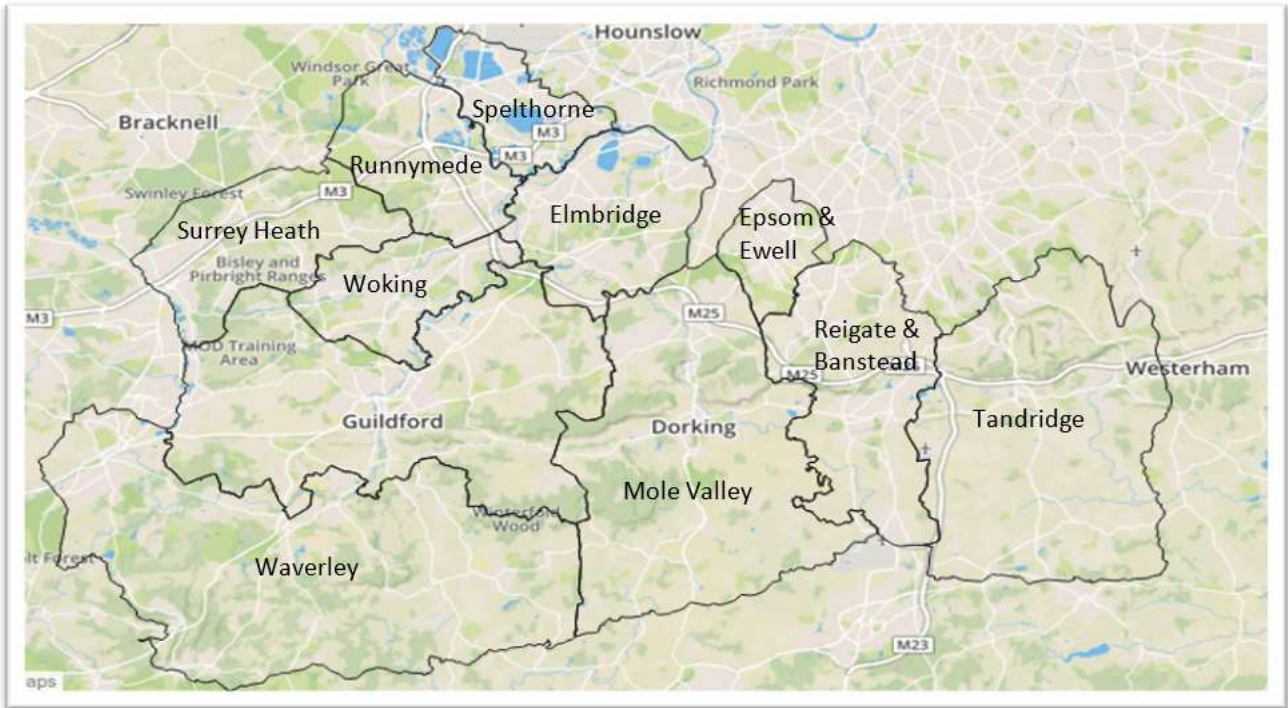
We manage a mixed market of maintained, voluntary and private providers and strive to ensure that every community can access the full range of provision including FEET, 15 and 30 hours, term time only and all year round.

Data was collected from various sources to effectively analyse the supply and demand for childcare services and to identify gaps in provision.

The report looks at the supply of childcare places in Surrey by finding out the number of childcare places provided by childcare and early education providers, population and demographic information and data from Ofsted inspections of the settings. Demand for childcare services will be evaluated using the take-up rates of early education and childcare services and occupancy rates of the settings.

Surrey in Context

Surrey is one of the Home Counties located in the South East of England. Surrey borders Greater London, Kent, East Sussex, West Sussex, Hampshire and Berkshire and is divided into 11 boroughs and districts: Elmbridge, Epsom and Ewell, Guildford, Mole Valley, Reigate and Banstead, Runnymede, Spelthorne, Surrey Heath, Tandridge, Waverley and Woking.

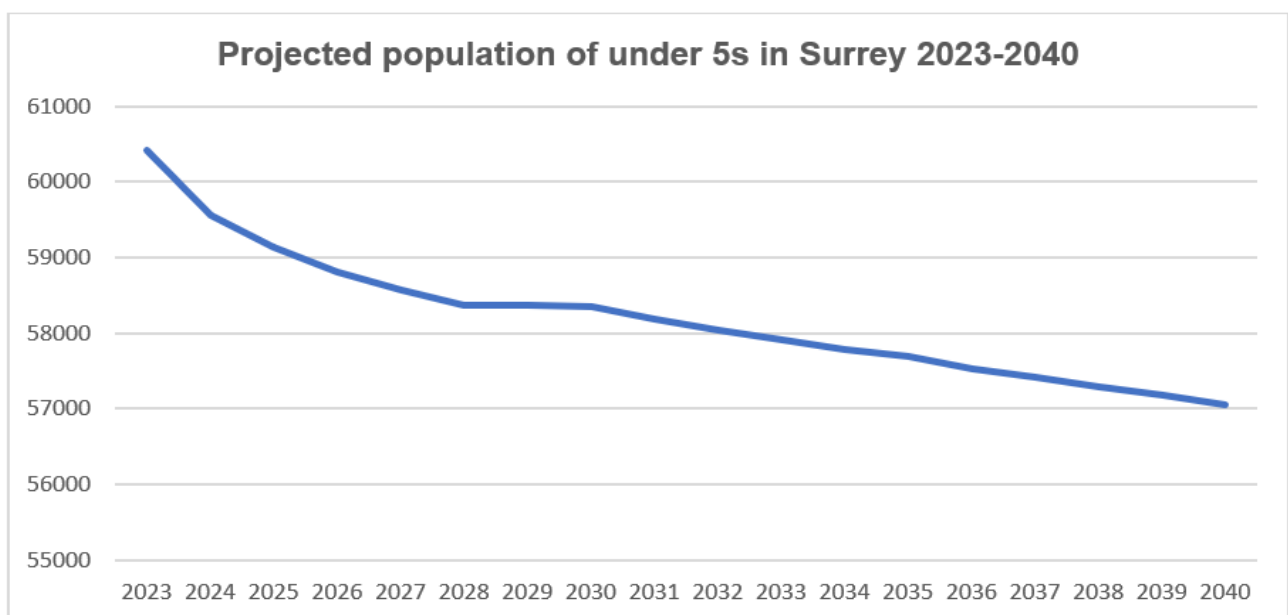


Surrey’s population was 1,203,100, as of the 2021 census, an increase of 6.2% (70,700) since the 2011 census. The largest borough in Surrey is Reigate and Banstead with 150,900 people and the smallest borough is Epsom and Ewell with 80,900 people.

Children aged under 5 in Surrey make up just under 6% of the population. Reigate & Banstead have the highest proportion of under 5s at 13% and Mole Valley the lowest at 6%.

Projected Population in Surrey by Age

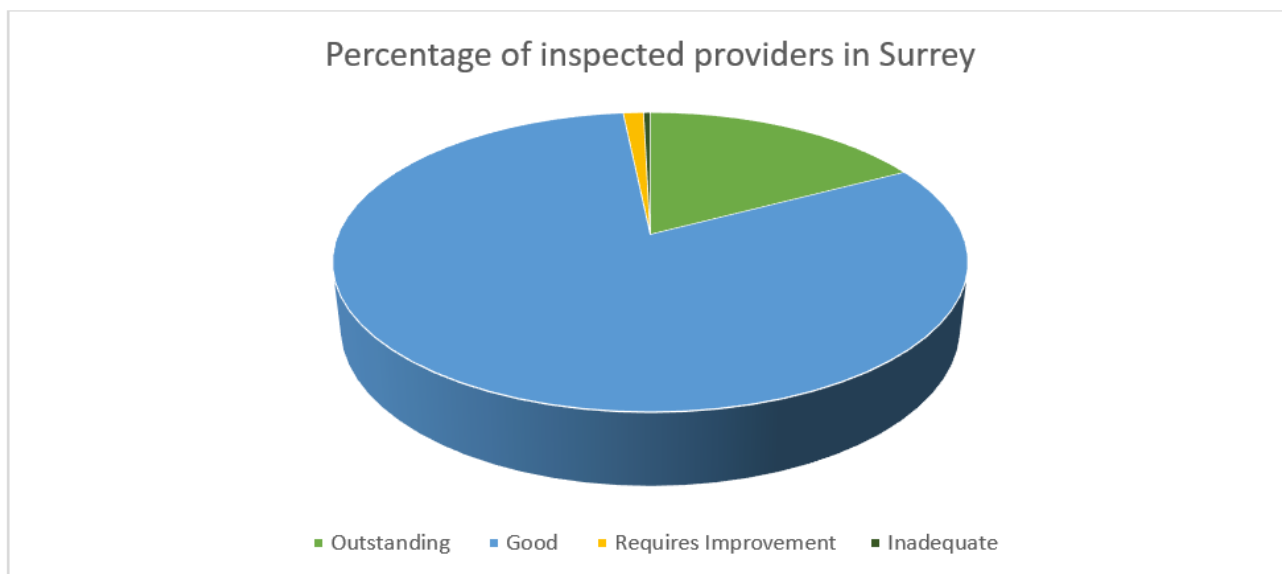
For 2023-24, the population of 0 – 4-year-olds in Surrey was projected to be 60,414 children. This is then projected to steadily decrease over the coming years, with a population of 58,375 children by 2028-29.



Quality of Early Years Provision in Surrey

There are 1,605 early years providers on the Early Years register in Surrey of which 1,221 providers had been inspected as at 31/08/23.

The majority of early years providers on the register in Surrey have an Ofsted inspection outcome of Outstanding or Good, representing 98% (1,196) of providers. A small number of early years providers have an Ofsted inspection outcome of Requires Improvement (15) or Inadequate (5).



Overview of Funded Early Education and Childcare in Surrey

Information sourced from the Early Years Census 2023 and the Schools Census 2023.

In Surrey, when considering whether an area has sufficient childcare places, occupancy of childcare places is categorised as follows:

Occupancy Categories	
100 - 98%	Full
97% - 85%	Busy
84% - 71%	Healthy
70% and below	Not Busy

*Please note that there may be slightly larger variations in demand and density data than seen in previous years due to alterations in our data processing to try and ensure our data reflects the most accurate picture of early years entitlements across Surrey.

Number of funded and unfunded places in Surrey

In Surrey, there are 1,641 providers registered on the EY register with Ofsted (648 childcare on non-domestic, 982 childminders and 11 childcare on domestic) and a further 517 on the childcare register only, offering 33,597 childcare places.

Based on a population figure of 60,414 children under the age of 5 years across Surrey, there is an anticipated demand for 28,610 early years places.

The overall density rate of childcare places across Surrey is 56%. This means for every 100 children aged under five years, there are 56 childcare places available. This has remained consistent from 2022.

The overall density rate of childcare places, based on a projected aggregate demand for childcare places across Surrey is 117%, this means that we have a surplus of childcare places based on our projections of the number of children under 5 requiring a childcare place, accounting for children in reception class and the fact that not all children under the age of 5 will access formal childcare.

The occupancy of childcare places across the county of Surrey is reported to be healthy, as it was in 2022. There has been a slight decrease in occupancy across all childcare places of 1%, however a slight increase in occupancy of funded only places of 1%.

Throughout this document, where ‘all childcare places’ are referenced, this includes both funded and unfunded places.

Surrey	All under 5s childcare places	Funded only under 5s childcare places
Places Available	33597	24371
Places Occupied	23707	18242
Occupancy Rate	71%	75%

Assumptions/explanation of shortfalls

** Places available does not include some private schools, nannies or certain types of provision etc.*

** Places taken up is reduced by the parents who opt to take up a non-funded childcare place.*

** There are 1,371 funded children who have been excluded from the tables because they reside outside of Surrey*

Types of Childcare Services Offered in Surrey

Day nurseries remain the most used childcare service in Surrey.

Overall, there has been a decrease in the total number of childcare places (1.8%) and funded only places (2%).

The most significant changes have been seen in the pre-school playgroup sector, with decreases in both the total number of childcare places available (36%) and funded only places available (35%).

Extended Day Play Group provision saw the largest increase in funded only places (6%).

Across Surrey, the day nursery, extended day playgroup and section 27 nursery schools and classes have all seen increases. Maintained and Academy Schools have remained consistent and childminders, pre-school playgroups and independent nursery schools have all seen decreases in places offered.

Childcare Type	All places (2022)	Funded Only (2022)	All places (2023)	Funded Only (2023)
Childminder	3282	2202	3084	2133
Maintained and Academy Schools	5148	5148	5148	5148
Nursery Schools and Nursery Class (s.27)	302	289	318	301
Pre-School Playgroup	2636	2469	1688	1600
Independent School (nursery unit)	3727	2893	3703	2853
Extended Day Play Group	4995	4602	5209	4891
Day Nursery	14128	7265	14447	7445

Number of weeks open – group settings and childminders

In January 2023, there were 15,214 children attending childcare providers open for 38 weeks of the year (term time provision). A further 3,917 children were attending providers opened 39 to 48 weeks of the year, this would typically be a childminding provision. 14,446 children were accessing a full day care setting open for 49 – 52 weeks of the year.

Number of children aged 2 – 5 years eligible for funding

In Surrey in January 2023, there were approximately 1,864 two-year-old children eligible for FEET funding. Surrey has seen a gradual decrease in the number of eligible children in recent years. Compared with January 2022, there were 112 fewer eligible children.

Of these eligible children, 1,364 were accessing their entitlement across 424 providers. As of Spring term 2023, there were 765 providers in Surrey offering FEET funding, 458 group providers and 307 childminders.

In addition to the two year old funding, there are 16,692 three- and four-year-old children eligible for universal 3- & 4-year-old funded early education residing in Surrey. Of these eligible children, 15,777 were accessing their entitlement, with an additional 1,313 children aged 3 or 4 years old, not resident in Surrey.

Of the children accessing their universal 3 & 4 year old entitlement, there were 937 eligible claims for Early Years Pupil Premium (EYPP), these were spread across 4 Local Authority Maintained Nurseries, 59 maintained or academy school nursery classes, 1 childminder and 161 private, voluntary or independent (PVI) providers.

There were also 7,108 children accessing the extended entitlement, across 798 providers. Of these providers, 430 were group providers, 38 were maintained academy schools and 321 childminders.

Children with additional needs (SEND)

Surrey Early Years teams are committed to removing any barriers to children accessing suitable, inclusive Early Years provision within their local community wherever possible. We have a dedicated Early Years SEND team who developed and endorse the Early Years Graduated Response model which promotes all children, including those with additional needs, being educated in their local community. Families of children with SEND have expressed positive feedback in support of this model. All Early Years providers are required to deliver an inclusive offer in accordance with the SEND Code of Practice (0-25) and the Equality Act (2010).

Early Intervention Funding (EIF) provides additional funding to support Early Identification and Intervention to enable Early Years providers to help children reach their full potential in mainstream settings. Across the financial year 2022/23 516 settings were awarded EIF, supporting 2,208 children. This was spread across 90 maintained schools and academies, 418 private, voluntary and independent (PVI) settings, 1 childminder and 8 out of county settings (all children with EHCPs).

Surrey providers have reported that EIF funding has supported children to access settings that they may not have been able to without this support, and that the targets/outcomes set for children by professionals had been met either fully or partially due to access to EIF. There were also positive indications that EIF had allowed successful recruitment and retention of staff to enhance staff ratios:

‘EIF has been so beneficial in enhancing our staff ratios and given us confidence to know that if we have a child that needs extra help, we can apply for funding to support them.’

‘Absolutely vital to our rising SEN needs in nursery. Couldn’t have got through this year without it.’

‘As a setting we would struggle without EIF and it would be a strain on staff. The funding enables us to be able to continue to provide a high level of care and education for ALL children.’

Impact of the rising cost of living

Surrey continues to see a changing picture in the way in which families choose to use childcare post-covid and in light of the increased cost of living. This may include but is not exclusive to wraparound and funded hours required, flexible offers, and change in preference for type of provider.

As data used to inform Surrey County Council’s Childcare Sufficiency Assessment is collected at the Early Years Census, held in January each year, caution should be taken when considering the data contained in this report. Numbers of settings, two-year-olds and three-year-olds taking up their universal funded entitlement was lower at census than in 2022, however there were increases in take up of the extended entitlement for three-year-olds and both universal and extended for four-year-olds.

- 1.7% fewer early years providers
- 5.1% fewer two-year-olds
- 2.0% fewer three-year-olds - universal entitlement

- 9.8% more four-year-olds - universal entitlement
- 0.4% more three-year-olds - extended entitlement
- 7.7% more four-year-olds - extended entitlement

Wrap-around childcare – breakfast, after school and holiday clubs

As of the January 2023 census, there were 396 schools, academies and early years group providers offering wraparound care across Surrey, encompassing breakfast club, after school club and holiday club places.

- 15,790 breakfast club places
- 18,176 after school club places
- 4,793 holiday club places

There are an additional 514 under 5s places offered by schools and academies.

Borough	Number of settings offering wrap around	Breakfast Club places	After School Club places	Holiday Club places	Places for under 5s offered by schools / academies
Elmbridge	49	1981	2348	966	57
Epsom & Ewell	23	970	1144	499	39
Guildford	48	1174	1358	449	30
Mole Valley	30	1176	1049	175	10
Reigate & Banstead	41	2436	2604	331	53
Runnymede	27	821	872	232	80
Spelthorne	30	1090	1396	488	30
Surrey Heath	32	2426	2552	387	68
Tandridge	30	842	1355	376	67
Waverley	54	1626	1949	346	8
Woking	32	1248	1549	544	72

As part of our preparation to ensure that wraparound is available to every primary school aged child who requires it by September 2026, we are undertaking a review of the current availability of wraparound provision to assess the accuracy of the information submitted via census. Early indications suggest that there is more holiday club provision available than reported at census.

Additionally, we are exploring ways to get further insight into the wraparound offer provided by childminders and to gain a further understanding of the extent to which childminders are working in partnership with local schools to offer before and after school care.

Sufficiency of Childcare Places by Borough

Borough of Elmbridge

The Borough of Elmbridge is situated in the North East of Surrey with a mix of urban towns and areas of countryside and villages. The principal towns include Esher, Cobham, Walton On Thames, Weybridge and Molesey, with one civil parish which is in Claygate.

Elmbridge covers an area of 37.2 square miles with a population of 138,800 (based on the 2021 census). Elmbridge borders the Surrey boroughs of Spelthorne, Runnymede, Woking, Guildford and Mole Valley and the London boroughs of Kingston Upon Thames and Richmond.

Wards in the Borough of Elmbridge

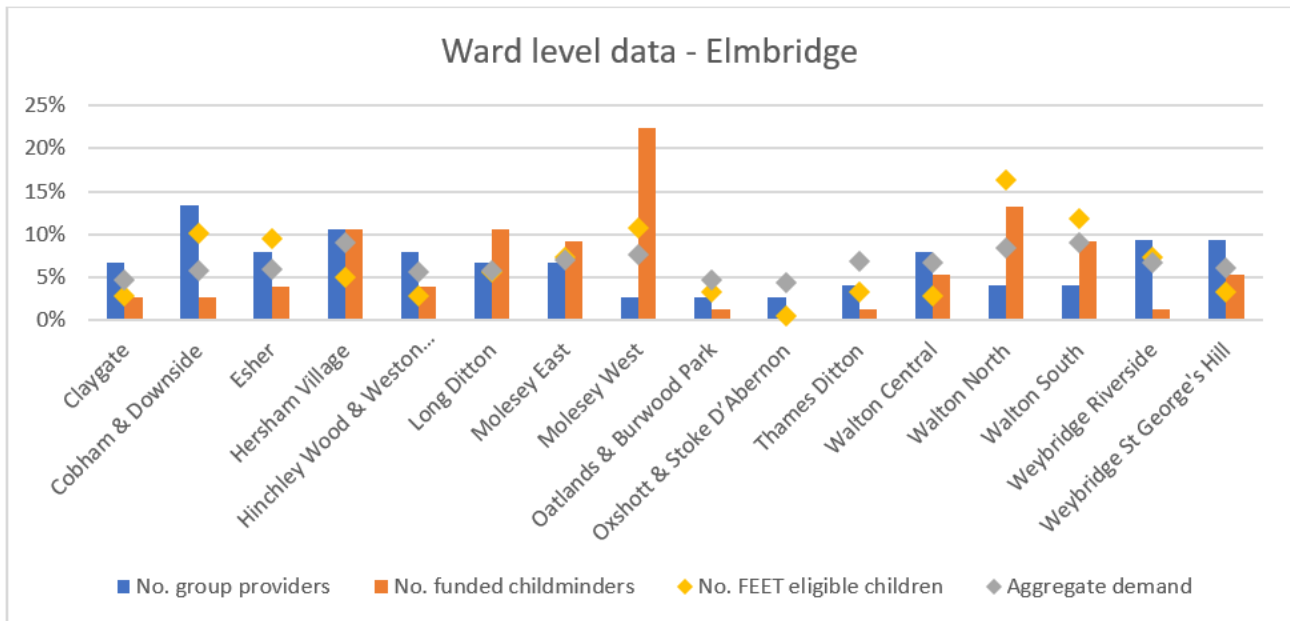
- Claygate
- Cobham & Downside
- Esher
- Hersham Village
- Hinchley Wood & Weston Green
- Long Ditton
- Molesey East
- Molesey West
- Oatlands & Burwood Park
- Oxshott & Stoke D'Abernon
- Thames Ditton
- Walton Central
- Walton North
- Walton South
- Weybridge Riverside
- Weybridge St George's Hill

The graph below illustrates the relationship between the number of FEET eligible children and aggregate demand for Early Years places, with the number of group providers and funded childminders operating in each ward across Elmbridge expressed as a percentage.

Walton South is the ward with the highest aggregate demand and has one of the highest number of FEET eligible children. The ward has the second lowest number of group providers and a moderate number of funded childminders.

Hersham Village has the second highest aggregate demand for Early Years places and is also the ward with the second most group providers and a high number of funded childminders.

Cobham & Downside is one of the wards with higher FEET eligibility, but lower aggregate demand, this ward has the highest number of group provisions across Elmbridge.



The highest number of full day care places (open 8 hours +) are offered in the wards of Weybridge St George's Hill, Hersham Village and Cobham & Downside. There is no full day care provision in Oxshott & Stoke D'Abernon and Oatlands and Burwood Park.

Oxshott & Stoke D'Abernon and Esher have the highest number of extended day playgroup places (open 4 – 7 hours). This provision is not available in Thames Ditton.

Sessional Pre-School Playgroup provision (open less than 4 hours) is available in two wards which are Weybridge Riverside and Walton Central.

Elmbridge Local Plan

Elmbridge are currently in the process of working on a new Local Plan outlining how the communities and borough will develop over the coming years. Looking at the Elmbridge Local Plan can help us to understand where areas of development may be taking place and how this may impact on the sufficiency of early years provision in the area.

- [Elmbridge Local Plan Core Strategy](#)
- [New Local Plan updates](#)

Number of funded and unfunded places in Elmbridge

Based on a population figure of 7,475 children under the age of 5 years across Elmbridge, there is an anticipated demand for 3,541 early years places.

The Borough of Elmbridge has the second highest number of under 5s in Surrey. The overall density rate of funded and unfunded childcare places in Elmbridge is 70%. This means for every 100 children aged under five years, there are 70 childcare places available. This has remained stable since 2022.

The overall density rate of childcare places, based on a projected aggregate demand for childcare places across Elmbridge is 149%, this means that we have a surplus of childcare places based on our projections of the number of children under 5 requiring a childcare place.

The occupancy of childcare places across Elmbridge is reported to be not busy for all childcare places and funded only childcare places. Occupancy for total childcare places has remained consistent since 2022, with a 1% decrease in occupancy of funded only places.

Elmbridge	All under 5s childcare places	Funded only under 5s childcare places
Places Available	5268	3566
Places Taken Up	3507	2285
Occupancy Rate	67%	64%

Childcare services offered in Elmbridge by type

Overall, there has been a decrease in the total number of childcare places (1%) and funded only places (3%).

The most significant changes have been seen in pre-school playgroups with decreases in all places (30%) and funded only places (28%). There were decreases in places across the board for all childcare providers, other than day nurseries which saw an increase in all places (15%) and funded only places (13%).

Therefore, while there appears to be a reduction of places across most of the sector in Elmbridge, it appears that the day nursery offer is increasing.

The apparent reduction in maintained and academy school places is due to a data processing error in 2022 which meant that one of the providers was previously incorrectly categorised.

Childcare Type	All places (2022)	Funded Only (2022)	All places (2023)	Funded Only (2023)
Childminder	432	255	387	234
Maintained and Academy Schools	572	572	520	520
Nursery Schools and Nursery Class (s.27)	57	53	56	52
Pre-School Playgroup	332	276	232	198
Independent School (nursery unit)	688	547	598	480
Extended Day Play Group	850	737	732	674
Day Nursery	2392	1243	2743	1408

Number of weeks open – group providers and childminders

Childcare provision open for 49 – 52 weeks of the year, typically day care provision, is the most popular in Elmbridge, with 2,550 children accessing this in 2023. This is closely followed by provision open for 38 weeks of the year (term-time), with 2,139 children accessing this. A further 579 children were attending a childcare provider open between 39 – 48 weeks of the year. This is more likely to be provision offered by a childminder.

Wrap-around childcare – breakfast, after school and holiday clubs

Elmbridge has the second highest number of providers offering wraparound care (49 providers), the third highest number of breakfast club places (1981 places), the third highest number of after school club places (2348 places) and the most holiday club places (966 places).

Borough of Epsom and Ewell

The Borough of Epsom and Ewell is situated on Surrey's northern border and is the smallest district in Surrey, including the towns Ewell, Epsom, Stoneleigh and Worcester Park. The borough covers an area of 34.07 square miles with a population of 80,900 people (census 2021).

The borough borders Reigate and Banstead and Mole Valley in Surrey and the London boroughs of Sutton and Kingston Upon Thames.

Wards in the Borough of Epsom and Ewell:

- Auriol
- College
- Court
- Cuddington
- Ewell
- Ewell Court
- Nonsuch
- Ruxley
- Stamford
- Stoneleigh
- Town
- West Ewell
- Woodcote

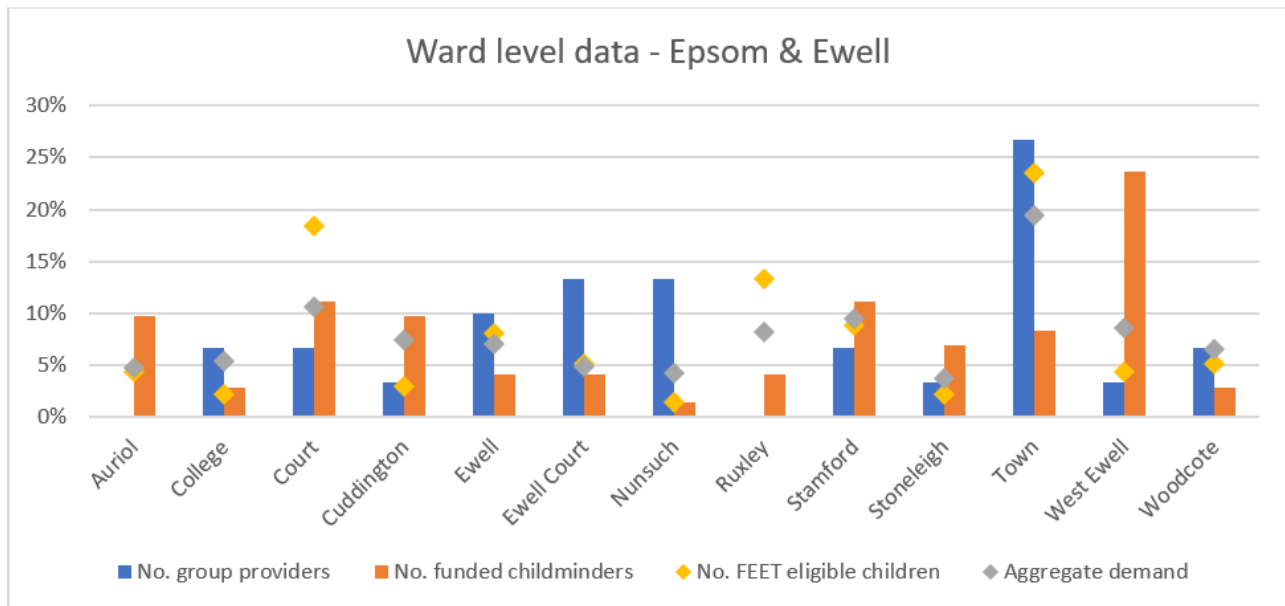
The graph below illustrates the relationship between the number of FEET eligible children and aggregate demand for Early Years places, with the number of group providers and funded childminders operating in each ward across Epsom & Ewell expressed as a percentage.

Town is the ward with the highest number of FEET eligible children and also the highest aggregate demand for Early Years places. Town has the highest number of group providers across Epsom & Ewell and a moderate number of funded childminders.

Court, Stamford and West Ewell are the wards with the highest aggregate demand following Town, but rather than having a high number of group providers, these wards have the highest number of funded childminder places across the borough.

Ruxley has a high number of FEET eligible children and a moderate aggregate demand for places, but there is no group provision in the ward and a small number of funded childminders.

West Ewell has a large number of funded childminders compared with the rest of the wards.



The highest number of full day care places (open 8+ hours) are offered in the wards of Town and Nonsuch. There is no full day care provision in Auriol, Woodcote, Ruxley or West Ewell.

College and Town have the highest number of extended day playgroup places (open 4 – 7 hours). This provision is not available in Stoneleigh, Auriol, Cuddington, Ruxley and West Ewell.

Sessional Pre-School Playgroup provision (open less than 4 hours) is available in two wards which are West Ewell and Woodcote.

Epsom & Ewell Local Plan

Epsom & Ewell are currently in the process of working on a new Local Plan outlining how the communities and borough will develop over the coming years. Looking at the Local Plan for Epsom & Ewell can help us to understand where areas of development may be taking place and how this may impact on the sufficiency of early years provision in the area.

- [Epsom & Ewell current Local Plan documents](#)
- [Epsom & Ewell draft Local Plan 2022-2040](#)

Number of funded and unfunded places in Epsom and Ewell

Based on a population figure of 4,183 children under the age of 5 years across Epsom & Ewell, there is an anticipated demand for 1,980 early years places.

The Borough of Epsom and Ewell has the ninth highest number of under 5s in Surrey. The overall density rate of funded and unfunded childcare places in Epsom and Ewell is 57%. This means for every 100 children aged under five years, there are 55 childcare places available. This is an increase of 2% since 2022.

The overall density rate of childcare places, based on a projected aggregate demand for childcare places across Epsom & Ewell is 121%, this means that we have a surplus of childcare places based on our projections of the number of children under 5 requiring a childcare place.

The occupancy of childcare places across Epsom and Ewell is reported to be not busy for all childcare places and funded only childcare places. There has been a decrease in occupancy for all childcare places of 2%, but an increase in occupancy of 2% for funded only places.

Epsom and Ewell	All under 5s childcare places	Funded only under 5s childcare places
Places Available	2386	1718
Places Taken Up	1610	1189
Occupancy Rate	67%	69%

Childcare services offered in Epsom and Ewell by type

Overall, there has been a decrease in the total number of childcare places (6%) and funded only places (7%).

The most significant changes have been seen in pre-school playgroups with decreases in all places (55%) and funded only places (55%). Independent school nurseries also saw a decrease in overall places (26%) but an even larger decrease in funded only places (32%).

Generally, the trends in Epsom and Ewell are reflective of changes seen across Surrey as a whole, however, the key difference being a decrease in day nursery places where in general there has been an increase.

Childcare Type	All places (2022)	Funded Only (2022)	All places (2023)	Funded Only (2023)
Childminder	303	204	300	201
Maintained and Academy Schools	520	520	572	572
Nursery Schools and Nursery Class (s.27)	0	0	0	0
Pre-School Playgroup	206	202	93	90
Independent School (nursery unit)	228	183	168	124
Extended Day Play Group	212	203	230	217
Day Nursery	1083	526	1023	514

Number of weeks open – group settings and childminders

Childcare provision open for 38 weeks of the year (term-time) is most popular in Epsom & Ewell, with 1,072 children accessing this in 2023. This is closely followed by provision open for 49-52 weeks of the year, typically day care provision, with 1,041 children accessing this. A further 273 children were attending a childcare provider open between 39 – 48 weeks of the year. This is more likely to be provision offered by a childminder.

Wrap-around childcare – breakfast, after school and holiday clubs

Epsom & Ewell has the least providers offering wraparound care (23 providers), the ninth highest number of breakfast club places (1090 places), the ninth highest number of after school club places (1144 places) and the third highest number of holiday club places (499 places).

Borough of Guildford

Guildford is the largest settlement and the only town within the borough and the busiest of Surrey's boroughs with 22 wards. It borders with the County of Hampshire and with Woking, Waverley, Surrey Heath, Mole Valley and Elmbridge in Surrey.

Guildford covers an area of 104.6 square miles and has a population of 143,600 people (census 2021).

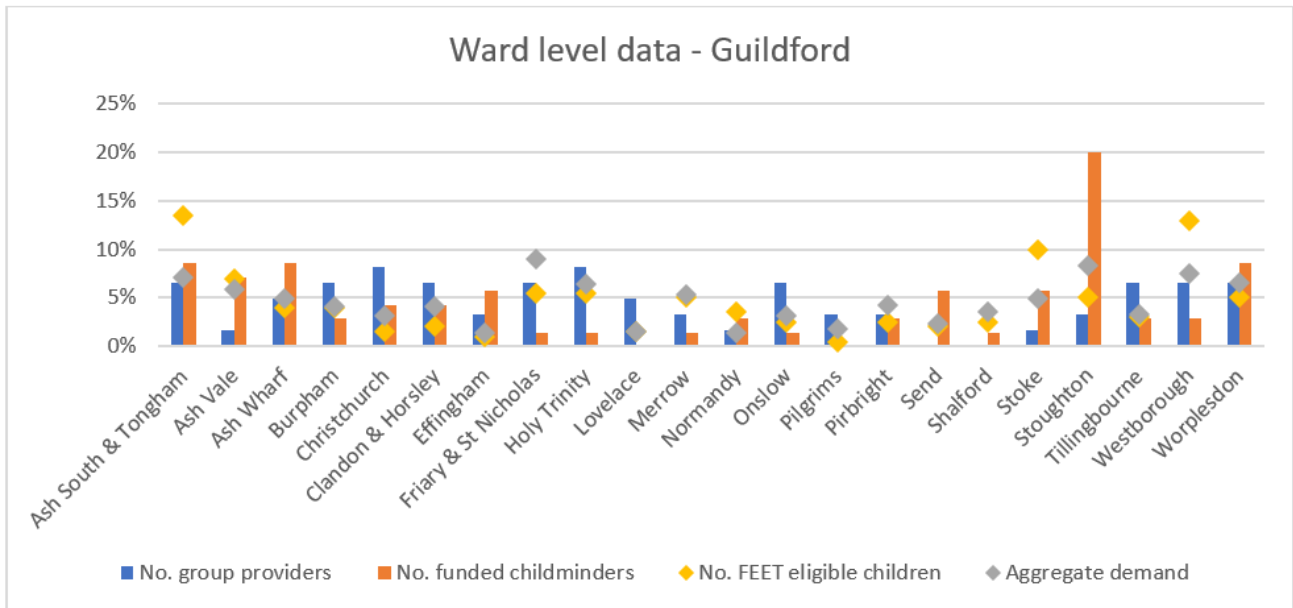
Wards in the Borough of Guildford:

- Ash South & Tongham
- Ash Vale
- Ash Wharf
- Burpham
- Christchurch
- Clandon & Horsley
- Effingham
- Friary & St Nicholas
- Holy Trinity
- Lovelace
- Merrow
- Normandy
- Onslow
- Pilgrims
- Pirbright
- Send
- Shalford
- Stoke
- Stoughton
- Tillingbourne
- Westborough
- Worplesdon

The graph below illustrates the relationship between the number of FEET eligible children and aggregate demand for Early Years places, with the number of group providers and funded childminders operating in each ward across Epsom & Ewell expressed as a percentage.

Christchurch is one of the wards with lower FEET eligibility and overall aggregate demand, however, is one of the wards with the largest number of group providers.

Stoughton has a high number of funded childminders compared with the rest of the wards across Guildford and has one of the higher levels of aggregate demand across the borough.



The highest number of full day care places (open 8+ hours) are offered in the wards of Christchurch and Friary & St Nicolas. Full day care provision is not available in Normandy, Effingham, Pilgrims, Send, Shalford, Ash Wharf, Stoke and Merrow.

Westborough and Ash Wharf offer the highest number of extended day playgroup places (open 4 – 7 hours) across Guildford. This type of provision is not available in Send, Shalford, Ash Vale and Stoughton.

Sessional Pre-School Playgroup provision (open less than 4 hours) is available in two wards which are Burpham and Merrow.

Guildford Local Plan

The Guildford Local Plan outlines how the communities and borough will develop over the coming years. Looking at the Local Plan for Guildford can help us to understand where areas of development may be taking place and how this may impact on the sufficiency of early years provision in the area.

- [Guildford Local Plan documents](#)

Number of funded and unfunded places in Guildford

Based on a population figure of 6,277 children under the age of 5 years across Guildford, there is an anticipated demand for 2,973 early years places.

The Borough of Guildford has the third highest number of under 5s in Surrey. The overall density rate of funded and unfunded childcare places in Guildford is 57%. This means for every 100 children aged under five years, there are 55 childcare places available. This is an increase of 2% since 2022.

The overall density rate of childcare places, based on a projected aggregate demand for childcare places across Guildford is 121%, this means that we have a surplus of childcare places based on our projections of the number of children under 5 requiring a childcare place.

The occupancy of childcare places across the borough of Guildford is reported to be healthy for all childcare places and funded only childcare places. The occupancy of all places has remained consistent since 2022, however there has been a 2% decrease in funded only occupancy.

Guildford	All under 5s childcare places	Funded only under 5s childcare places
Places Available	3520	2546
Places Taken Up	2544	2025
Occupancy Rate	72%	78%

Childcare services offered in Guildford by type

Overall, there has been an increase in the total number of childcare places (2%) and funded only places (0.7%).

The most significant changes have been seen in pre-school playgroups with decreases in all places (35%) and funded only places (36%). Independent school nurseries also saw a decrease in overall places (26%) but an even larger decrease in funded only places (32%).

The most significant increase has been seen in nursery school and nursery classes, with an increase of over 100% for total places and funded only places. Other significant increases were also seen for extended day playgroups for all places (24%) and funded only places (28%).

The apparent reduction in maintained and academy school places is due to a data processing error in 2022 which resulted in two providers being mistakenly included in these numbers, one of which being a specialist provision.

Childcare Type	All places (2022)	Funded Only (2022)	All places (2023)	Funded Only (2023)
Childminder	315	228	288	213
Maintained and Academy Schools	520	520	416	416
Nursery Schools and Nursery Class (s.27)	46	46	135	125
Pre-School Playgroup	364	358	236	228
Independent School (nursery unit)	243	194	283	237
Extended Day Play Group	488	433	606	555
Day Nursery	1544	767	1632	789

Number of weeks open – group settings and childminders

Childcare provision open for 49 – 52 weeks of the year, typically day care provision, is the most popular in Guildford, with 1,532 children accessing this in 2023. This is closely

followed by provision open for 38 weeks of the year (term-time), with 1,524 children accessing this. A further 540 children were attending a childcare provider open between 39 – 48 weeks of the year. This is more likely to be provision offered by a childminder.

Wrap-around childcare – breakfast, after school and holiday clubs

The borough of Guildford has the third largest number of providers offering wraparound care (48 providers), the seventh highest number of breakfast club places (1174 places), the seventh highest number of after school club places (1358 places) and the fifth highest number of holiday club places (449 places).

District of Mole Valley

The district of Mole Valley is situated in the South East of Surrey, over 90% of the district is countryside within Surrey Hills Area of Outstanding Beauty. The largest towns include Dorking and Leatherhead and borders a number of Surrey boroughs including Reigate and Banstead, Epsom and Ewell, Elmbridge, Waverley and Guildford and the County of West Sussex.

Mole Valley covers an area of 99.7 square miles with a population of approximately 87,400 people (census 2021).

Wards in the district of Mole Valley:

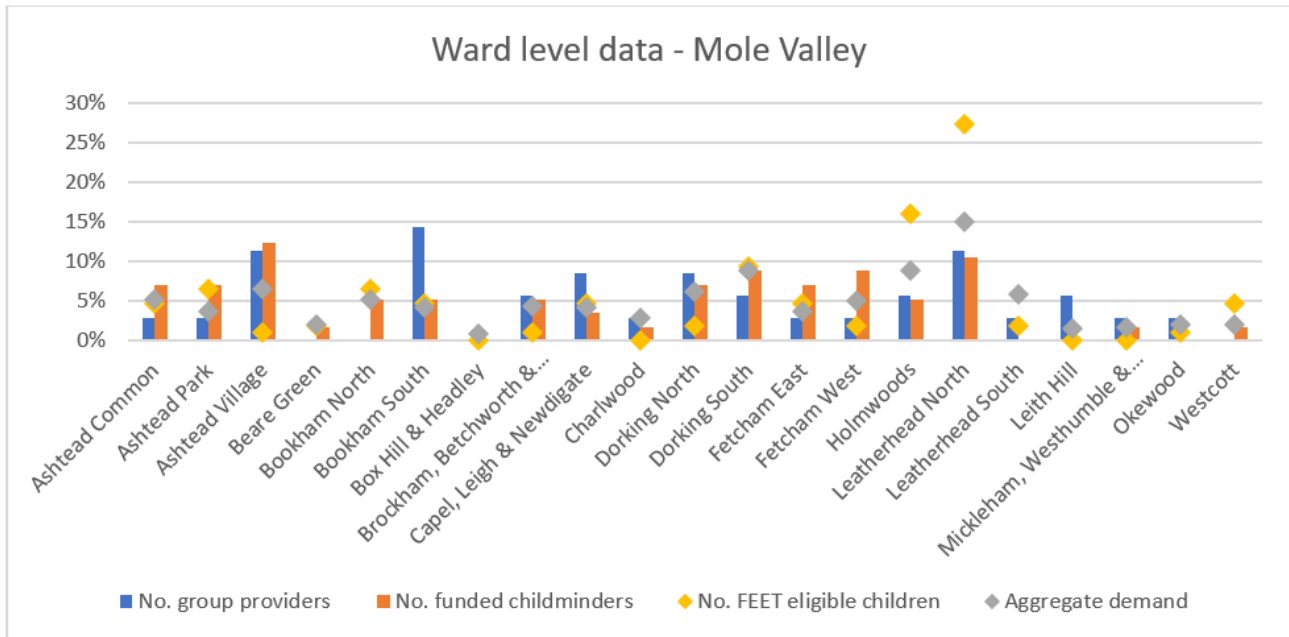
- Ashtead Common
- Ashtead Park
- Ashtead Village
- Beare Green
- Bookham North
- Bookham South
- Box Hill & Headley
- Brockham, Betchworth & Buckland
- Capel, Leigh & Newdigate
- Charlwood
- Dorking North
- Dorking South
- Fetcham East
- Fetcham West
- Holmwoods
- Leatherhead North
- Leatherhead South
- Leith Hill
- Mickleham, Westhumble & Pixham
- Okewood
- Westcott

The graph below illustrates the relationship between the number of FEET eligible children and aggregate demand for Early Years places, with the number of group providers and funded childminders operating in each ward across Mole Valley expressed as a percentage.

Leatherhead North is the ward with the highest FEET eligibility and highest aggregate demand and is also one of the wards with the highest number of group providers and funded childminders.

Box Hill & Headley has the lowest aggregate demand and is one of the wards with the lowest FEET eligibility and has no group provider or funded childminder places.

Bookham South has the highest number of group providers across the district, with a moderate level of FEET eligibility and aggregate demand.



The highest number of full day care places (open 8+ hours) are offered in the wards of Ashtead Village and Dorking North. Full day care provision is not available in Box Hill & Headley, Leith Hill, Mickleham, Westhumble & Pixham, Beare Green, Westcott, Fetcham East, Brockham, Betchworth & Buckland, Fetcham West, Bookham North, Ashtead Common and Holmwoods.

Capel, Leigh & Newdigate and Holmwoods have the highest number of extended day playgroup provision (open 4 – 7 hours). This type of provision is not available in Box Hill & Headley, Beare Green, Westcott, Okewood, Charlwood, Ashtead Park, Bookham North, Leatherhead South, Dorking North and Ashtead Village.

Sessional Pre-School Playgroup provision (open less than 4 hours) is available in two wards which are Ashtead Village and Bookham South.

Mole Valley Local Plan

The Mole Valley Local Plan outlines how the communities and district will develop over the coming years. Looking at the Local Plan for Mole Valley can help us to understand where areas of development may be taking place and how this may impact on the sufficiency of early years provision in the area.

- [Mole Valley Local Plan documents](#)

Number of funded and unfunded places in Mole Valley

Based on a population figure of 3,526 children under the age of 5 years across Mole Valley, there is an anticipated demand for 1,667 early years places.

Mole Valley	All under 5s childcare places	Funded only under 5s childcare places
Places Available	1758	1279
Places Taken Up	1347	1227

Occupancy Rate	77%	96%
----------------	-----	-----

The district of Mole Valley has the least number of under 5s in Surrey. The overall density rate of funded and unfunded childcare places in Mole Valley is 50%. This means for every 100 children aged under five years, there are 50 childcare places available. This is a decrease of 3% since 2022.

The overall density rate of childcare places, based on a projected aggregate demand for childcare places across Mole Valley is 105%, this means that we have a small surplus of childcare places based on our projections of the number of children under 5 requiring a childcare place.

The occupancy of childcare places across Mole Valley is reported to be healthy all childcare places and busy for funded only childcare places. This shows an increase in occupancy of all childcare places of 3% and 9% for funded only places since 2022.

Childcare services offered in Mole Valley by type

Overall, there has been a decrease in the total number of childcare places (8%) and funded only places (13%).

The most significant changes have been seen in pre-school playgroups with decreases in all places (34%) and funded only places (33%).

Mole Valley has generally seen a decrease in places across the board, the exception being an increase in total childcare places (19%) and funded only places (17%) in extended day play group provision.

The apparent reduction in maintained and academy school places is due to a data processing error in 2022 which resulted in a specialist provision being incorrectly included in the data set.

Childcare Type	All places (2022)	Funded Only (2022)	All places (2023)	Funded Only (2023)
Childminder	234	189	228	180
Maintained and Academy Schools	208	208	156	156
Nursery Schools and Nursery Class (s.27)	24	24	24	24
Pre-School Playgroup	328	323	218	215
Independent School (nursery unit)	215	159	202	127
Extended Day Play Group	254	246	303	287
Day Nursery	665	329	627	290

Number of weeks open – group settings and childminders

Childcare provision open for 38 weeks of the year (term-time) is most popular in Mole Valley, with 841 children accessing this in 2023. This is followed by provision open for 49-52 weeks of the year, typically day care provision, with 650 children accessing this. A further 267 children were attending a childcare provider open between 39 – 48 weeks of the year. This is more likely to be provision offered by a childminder.

Wrap-around childcare – breakfast, after school and holiday clubs

Mole Valley has the joint seventh largest number of providers offering wraparound care (30 providers), the sixth highest number of breakfast club places (1176 places), the tenth highest number of after school club places (1049 places) and the lowest number of holiday club places (175 places).

Borough of Reigate and Banstead

The borough of Reigate and Banstead is located in the South East of Surrey, bordering London Boroughs of Croydon and Sutton to the north and West Sussex to the south and Surrey boroughs of Epsom and Ewell, Tandridge and Mole Valley.

The main built-up wards include Banstead, Reigate, Redhill and Horley. The borough covers an area of 49.8 square miles with a population of 150,900 people (2021 census).

Wards in the borough of Reigate and Banstead:

- Banstead Village
- Chipstead, Kingswood & Woodmansterne
- Earlswood & Whitebushes
- Horley Central & South
- Horley East & Salfords
- Horley West & Sidlow
- Meadvale & St John's
- Hooley, Merstham & Netherne
- Nork
- Tattenham Corner & Preston
- Redhill East
- Redhill West & Wray Common
- Reigate
- South Park & Woodhatch
- Lower Kingswood, Tadworth & Walton

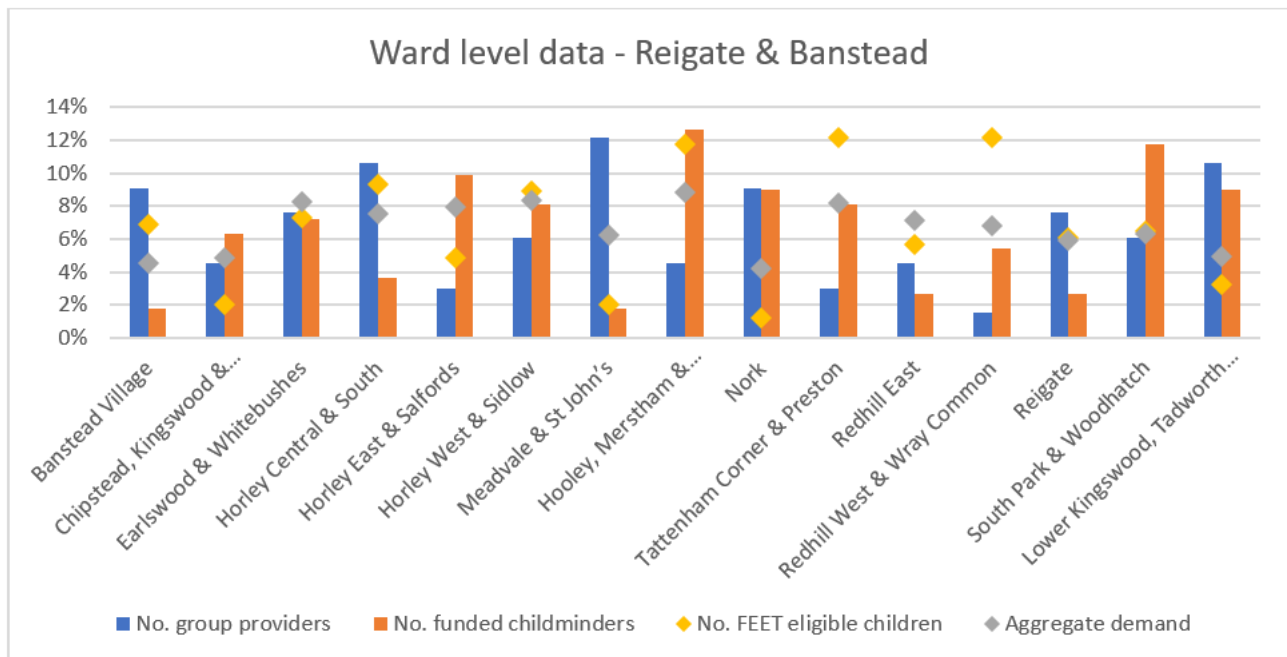
The graph below illustrates the relationship between the number of FEET eligible children and aggregate demand for Early Years places, with the number of group providers and funded childminders operating in each ward across Reigate & Banstead expressed as a percentage.

Lower Kingswood, Tadworth & Walton is one of the wards with a lower aggregate demand for places, but is one of the wards with the highest number of group providers and funded childminders.

Hooley, Merstham & Netherne is the ward with the highest aggregate demand and one of the highest numbers of FEET eligible children. This ward has the highest number of funded childminders, but has a lower number of group providers than the majority of wards across the borough.

Meadvale & St John's have the highest number of group providers across all of the wards, but conversely have the fewest number of funded childminders.

Redhill West & Wray Common and Tattenham Corner & Preston jointly have the most number of FEET eligible children. Both of these wards have low numbers of group providers and moderate numbers of funded childminders.



The highest number of full day care places (open 8+ hours) are offered in the wards of Meadvale & St John's, South Park & Woodhatch and Horley Central & South. There is no full day care provision in Chipstead, Kingswood & Woodmansterne, Redhill West & Wray Common and Horley East & Salfords.

There is extended day playgroup provision (open 4 – 7 hours) in all wards in Reigate and Banstead. The wards with the highest number of extended day playgroup providers are Lower Kingswood, Tadworth & Walton, Banstead Village and Chipstead, Kingswood & Woodmansterne.

There is no Sessional Pre-School Playgroup provision (open less than 4 hours) available in the borough of Reigate and Banstead.

Reigate & Banstead Local Plan

The Reigate & Banstead Local Plan outlines how the communities and borough will develop over the coming years. Looking at the Local Plan for Reigate & Banstead can help us to understand where areas of development may be taking place and how this may impact on the sufficiency of early years provision in the area.

- [Reigate & Banstead Local Plan documents](#)

Number of funded and unfunded places in Reigate and Banstead

Based on a population figure of 8,358 children under the age of 5 years across Reigate & Banstead, there is an anticipated demand for 3,965 early years places.

The borough of Reigate and Banstead has the highest number of under 5s in Surrey. The overall density rate of funded and unfunded childcare places in Reigate and Banstead is 53%. This means for every 100 children aged under five years, there are 53 childcare places available. This is an increase of 3% since 2022.

The overall density rate of childcare places, based on a projected aggregate demand for childcare places across Reigate & Banstead is 111%, this means that we have a surplus of childcare places based on our projections of the number of children under 5 requiring a childcare place.

The occupancy of childcare places across Reigate and Banstead is reported to be not busy for all funded childcare place and healthy for funded only childcare places. This shows a decrease in occupancy of all childcare places of 1% and 6% for funded only places since 2022.

Reigate and Banstead	All under 5s childcare places	Funded only under 5s childcare places
Places Available	4419	3262
Places Taken Up	3061	2539
Occupancy Rate	69%	78%

Childcare services offered in Reigate and Banstead by type

Overall, there has been an increase in the total number of childcare places (4%) and funded only places (5%).

The most significant changes have been seen in independent nursery schools, with an increase in all places (37%) and funded only places (46%). Conversely, pre-school playgroups saw decreases in all places (25%) and funded only places (25%).

Reigate & Banstead has generally seen an increase in places across the board, the exception being a large decrease in pre-school playgroups and a small decrease in childminders.

Childcare Type	All places (2022)	Funded Only (2022)	All places (2023)	Funded Only (2023)
Childminder	504	339	456	327
Maintained and Academy Schools	676	676	676	676
Nursery Schools and Nursery Class (s.27)	0	0	0	0
Pre-School Playgroup	205	203	154	153
Independent School (nursery unit)	305	234	418	341
Extended Day Play Group	821	773	843	796
Day Nursery	1754	872	1872	969

Number of weeks open – group providers and childminders

Childcare provision open for 38 weeks of the year (term-time) is most popular in Reigate & Banstead, with 1,976 children accessing this in 2023. This is closely followed by provision open for 49-52 weeks of the year, typically day care provision, with 1,822 children accessing

this. A further 621 children were attending a childcare provider open between 39 – 48 weeks of the year. This is more likely to be provision offered by a childminder.

Wrap-around childcare – breakfast, after school and holiday clubs

The borough of Reigate & Banstead has the fourth largest number of providers offering wraparound care (41 providers), the highest number of breakfast club places (2436 places), the highest number of after school club places (2604 places) and the ninth highest number of holiday club places (331 places).

Borough of Runnymede

The borough of Runnymede is located in the North West of Surrey bordering other Surrey boroughs including Spelthorne, Woking, Elmbridge and Surrey Heath and the Royal Borough of Windsor and Maidenhead in Berkshire.

Runnymede has 14 wards including Chertsey, Addlestone, Englefield Green, Thorpe, Virginia Water and Lyne and Longcross. Covering an area of 30.1 square miles with a population of 88,100 people (2021 census), it is one of Surrey's smaller boroughs.

Wards in the borough of Runnymede:

- Addlestone South
- Addlestone North
- Chertsey Riverside
- Chertsey St Ann's
- Longcross, Lyne & Chertsey South
- Egham Hythe
- Egham Town
- Englefield Green East
- Englefield Green West
- Ottershaw
- New Haw
- Thorpe
- Virginia Water
- Woodham & Rowtown

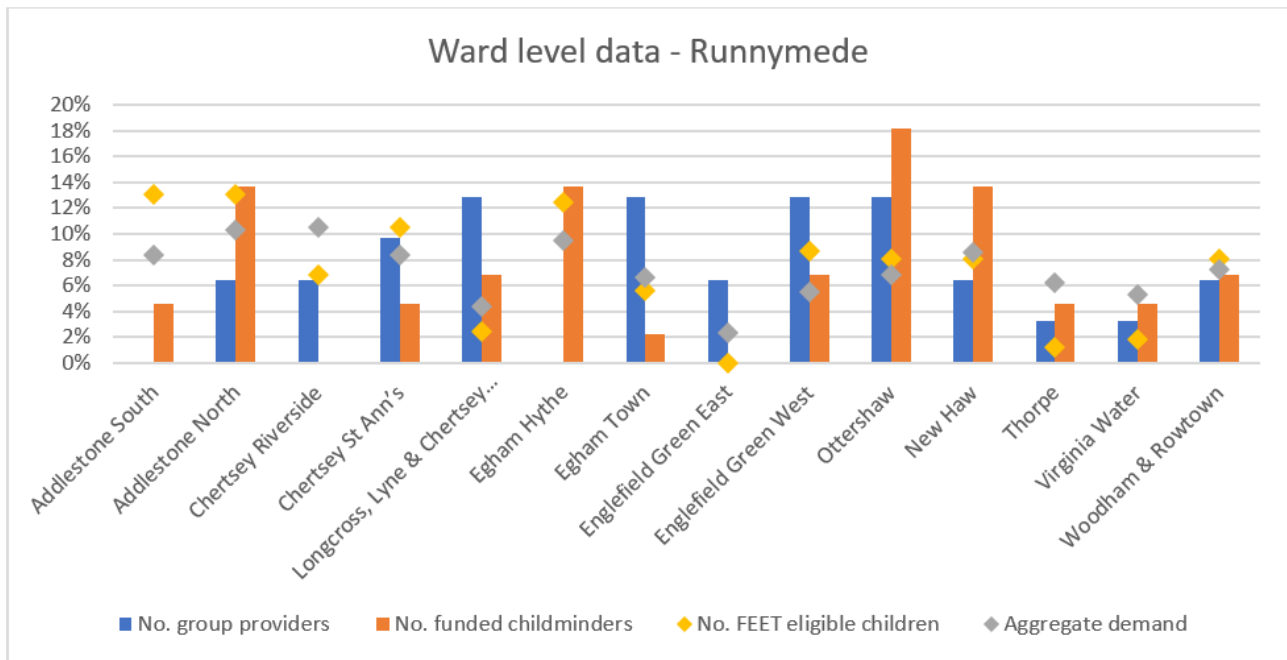
The graph below illustrates the relationship between the number of FEET eligible children and aggregate demand for Early Years places, with the number of group providers and funded childminders operating in each ward across Runnymede expressed as a percentage.

Addlestone South is one of the wards with the highest FEET eligibility and one of the higher levels of aggregate demand. There are no group provisions available in this ward and it is a ward with a lower number of funded childminders.

Chertsey Riverside has the highest aggregate demand across Runnymede but offers no funded childminder provision and is one of the wards with a lower number of group provisions available.

Egham Hythe has one of the highest numbers of FEET eligible children as well as being one of the wards with a higher aggregate demand. This ward offers one of the highest numbers of funded childminders but has no group provision available.

Ottershaw has a moderate level of FEET eligibility and aggregate demand but is the ward with the highest number of funded childminders and also is one of the wards with the highest number of group providers.



The highest number of full day care places (open 8+ hours) are offered in the wards of Longcross, Lyne & Chertsey South, Egham Town and Woodham & Rowtown. There is no full day care provision available in Virginia Water, Thorpe, Addlestone South and Egham Hythe.

There is extended day playgroup provision (open 4 – 7 hours) in all wards in Runnymede apart from Addlestone South, Chertsey St Ann's and Egham Hythe. The wards offering the highest number of places for this type of provision are Egham Town, Ottershaw and New Haw.

Sessional Pre-School Playgroup provision (open less than 4 hours) is only available in one ward in the borough of Runnymede and that is Ottershaw.

Runnymede Local Plan

The Runnymede Local Plan outlines how the communities and borough will develop over the coming years. Looking at the Local Plan for Runnymede can help us to understand where areas of development may be taking place and how this may impact on the sufficiency of early years provision in the area.

- [Runnymede Local Plan documents](#)

Number of funded and unfunded places in Runnymede

Based on a population figure of 4,549 children under the age of 5 years across Runnymede, there is an anticipated demand for 2,148 early years places.

The borough of Runnymede has the eighth highest number of under 5s in Surrey. The overall density rate of funded and unfunded childcare places in Runnymede is 43%. This means for every 100 children aged under five years, there are 43 childcare places available. This is a decrease of 1% since 2022.

The overall density rate of childcare places, based on a projected aggregate demand for childcare places across Runnymede is 91%, this indicates that there is possible insufficiency of childcare places based on our projections of the number of children under 5 requiring a childcare place. There has previously been a surplus in Runnymede, so this has likely been contributed to by a decrease in nursery places and the combination of new housing developments.

The occupancy of childcare places across Runnymede is reported to be healthy for all childcare places and busy for funded only childcare places. Occupancy of all childcare places has increased by 2% and has increased 1% for funded only places since 2022.

Runnymede	All under 5s childcare places	Funded only under 5s childcare places
Places Available	1955	1430
Places Taken Up	1489	1271
Occupancy Rate	76%	89%

Childcare services offered in Runnymede by type

Overall, there has been a decrease in the total number of childcare places (3%) and funded only places (2%).

The most significant changes have been seen in nursery schools and classes (section 27 nurseries), with an increase in all places (83%) and funded only places (120%). However, there was also a large decrease in the total number of places (49%) and funded only places (36%) offered by pre-school playgroups.

Childminders saw a decrease in places overall, but no change in the funded only places offered. Whereas, extended day playgroup settings saw an increase in the total places offered, but a decrease in funded only places.

Childcare Type	All places (2022)	Funded Only (2022)	All places (2023)	Funded Only (2023)
Childminder	219	138	192	138
Maintained and Academy Schools	364	364	364	364
Nursery Schools and Nursery Class (s.27)	24	20	44	44
Pre-School Playgroup	82	66	42	42
Independent School (nursery unit)	36	36	36	28
Extended Day Play Group	336	323	339	320
Day Nursery	956	517	938	494

Number of weeks open – group providers and childminders

Childcare provision open for 38 weeks of the year (term-time) is most popular in Runnymede, with 939 children accessing this in 2023. This is closely followed by provision open for 49-52 weeks of the year, typically day care provision, with 854 children accessing this. A further 162 children were attending a childcare provider open between 39 – 48 weeks of the year. This is more likely to be provision offered by a childminder.

Wrap-around childcare – breakfast, after school and holiday clubs

The borough of Runnymede has the tenth largest number of providers offering wraparound care (27 providers), the lowest number of breakfast club places (821 places), the lowest number of after school club places (872 places) and the tenth highest number of holiday club places (232 places).

Borough of Spelthorne

The borough of Spelthorne is located in the North of Surrey, bordering the London Boroughs of Richmond Upon Thames, Hillingdon and Hounslow to the North East, Royal Borough of Windsor and Maidenhead and Slough to the west. Surrey borders include Elmbridge and Runnymede to the south of the borough.

Spelthorne has 13 wards including Sunbury Upon Thames, Stanwell, Ashford, Staines and Shepperton and covers an area of 19.7 square miles and has a population of 103,000 people (2021 census).

Wards in the borough of Spelthorne:

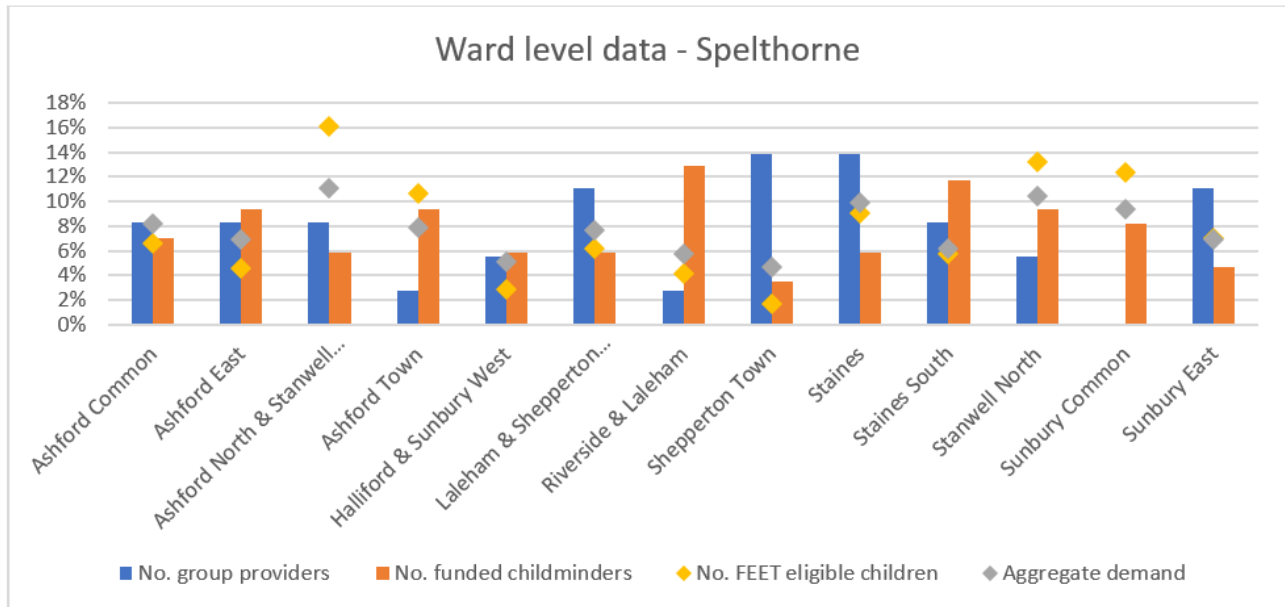
- Ashford Common
- Ashford East
- Ashford North & Stanwell South
- Ashford Town
- Halliford & Sunbury West
- Laleham & Shepperton Green
- Riverside & Laleham
- Shepperton Town
- Staines
- Staines South
- Stanwell North
- Sunbury Common
- Sunbury East

The graph below illustrates the relationship between the number of FEET eligible children and aggregate demand for Early Years places, with the number of group providers and funded childminders operating in each ward across Spelthorne expressed as a percentage.

Shepperton Town has the lowest aggregate demand across the wards in Spelthorne and the lowest FEET eligibility. Whilst it also has the lowest number of funded childminders, it has the highest number of group providers across the borough.

Riverside & Laleham has one of the lowest aggregate demand rates across the borough, the ward offers one of the lowest numbers of group providers but has the highest number of funded childminder places across all wards.

Sunbury East has one of the highest numbers of group providers, but also one of the lowest numbers of funded childminders.



The highest number of full day care places (open 8+ hours) are offered in the wards of Staines, Shepperton Town and Sunbury East. There is no full day care provision in Halliford & Sunbury West, Ashford Town and Sunbury Common.

There is extended day playgroup provision (open 4 – 7 hours) in all wards in Spelthorne apart from Riverside & Laleham and Sunbury Common. Shepperton Town, Staines South and Ashford Common have the most of this type of provision.

Sessional Pre-School Playgroup provision (open less than 4 hours) is available in two wards which are Laleham & Shepperton Green and Staines.

Spelthorne Local Plan

Spelthorne are currently working on an emerging Local Plan outlining how the communities and borough will develop over the coming years. Looking at the Spelthorne Local Plan can help us to understand where areas of development may be taking place and how this may impact on the sufficiency of early years provision in the area.

- [Spelthorne Local Plan documents](#)

Number of funded and unfunded places in Spelthorne

Based on a population figure of 5,971 children under the age of 5 years across Spelthorne, there is an anticipated demand for 2,819 early years places.

The borough of Spelthorne has the fourth highest number of under 5s in Surrey. The overall density rate of funded and unfunded childcare places in Spelthorne is 39%. This means for every 100 children aged under five years, there are 39 childcare places available. This is a 1% decrease since 2022.

The overall density rate of childcare places, based on a projected aggregate demand for childcare places across Spelthorne is 84%, this indicates that there is possible insufficiency of childcare places based on our projections of the number of children under 5 requiring a

childcare place. There has previously been a surplus in Spelthorne, so this has likely been contributed to by a decrease in nursery places and the combination of new housing developments.

The occupancy of childcare places across Spelthorne is reported to be healthy both for all childcare places and for funded only places. This shows a decrease in occupancy of all childcare places of 2% but an increase of 1% for funded only places since 2022.

Spelthorne	All under 5s childcare places	Funded only under 5s childcare places
Places Available	2355	1829
Places Taken Up	1730	1519
Occupancy Rate	73%	83%

Childcare services offered in Spelthorne by type

Overall, there has been a decrease in the total number of childcare places (3%) and funded only places (4%).

The most significant changes have been seen in nursery schools and classes (section 27 nurseries), with a decrease in all places (84%) and funded only places (84%). There has also been a significant decrease in pre-school play groups, with fewer places in total (35%) and funded only places (34%).

Day nurseries have seen a greater decrease in funded places, compared with all places offered. Whereas extended day playgroup provision has seen a greater increase in funded only places, compared with total places.

Where 4 nursery school classes are detailed for 2023, this was submitted through census by a provider who offers a section 27 provision for their 2 year olds and 3 and 4 year olds are pupils of the school, thereby explaining the smaller number of places reported.

Childcare Type	All places (2022)	Funded Only (2022)	All places (2023)	Funded Only (2023)
Childminder	330	243	348	252
Maintained and Academy Schools	520	520	572	572
Nursery Schools and Nursery Class (s.27)	25	25	4	4
Pre-School Playgroup	371	346	241	228
Independent School (nursery unit)	48	37	48	37
Extended Day Play Group	291	278	311	301
Day Nursery	853	466	831	435

Number of weeks open – group providers and childminders

Childcare provision open for 38 weeks of the year (term-time) is most popular in Spelthorne, with 1,126 children accessing this in 2023. This is followed by provision open for 49-52 weeks of the year, typically day care provision, with 885 children accessing this. A further 344 children were attending a childcare provider open between 39 – 48 weeks of the year. This is more likely to be provision offered by a childminder.

Wrap-around childcare – breakfast, after school and holiday clubs

Spelthorne has the joint seventh highest number of providers offering wraparound care (30 providers), the eighth highest number of breakfast club places (1090 places), the sixth highest number of after school club places (1396 places) and the fourth highest number of holiday club places (488 places).

Borough of Surrey Heath

The borough of Surrey Heath is located in North West of Surrey, bordering Hampshire and Berkshire and the Surrey boroughs of Woking and Runnymede, with 16 wards including Bagshot, Old Dean and Windlesham.

Surrey Heath covers an area of 36.7 square miles with a population of 90,500 (2021 census).

Wards in the borough of Surrey Heath:

- Bagshot
- Bisley & West End
- Frimley
- Frimley Green
- Heatherside
- Lightwater
- Mytchett & Deepcut
- Old Dean
- Parkside
- St Michaels
- St Pauls
- Watchetts
- Windlesham & Chobham

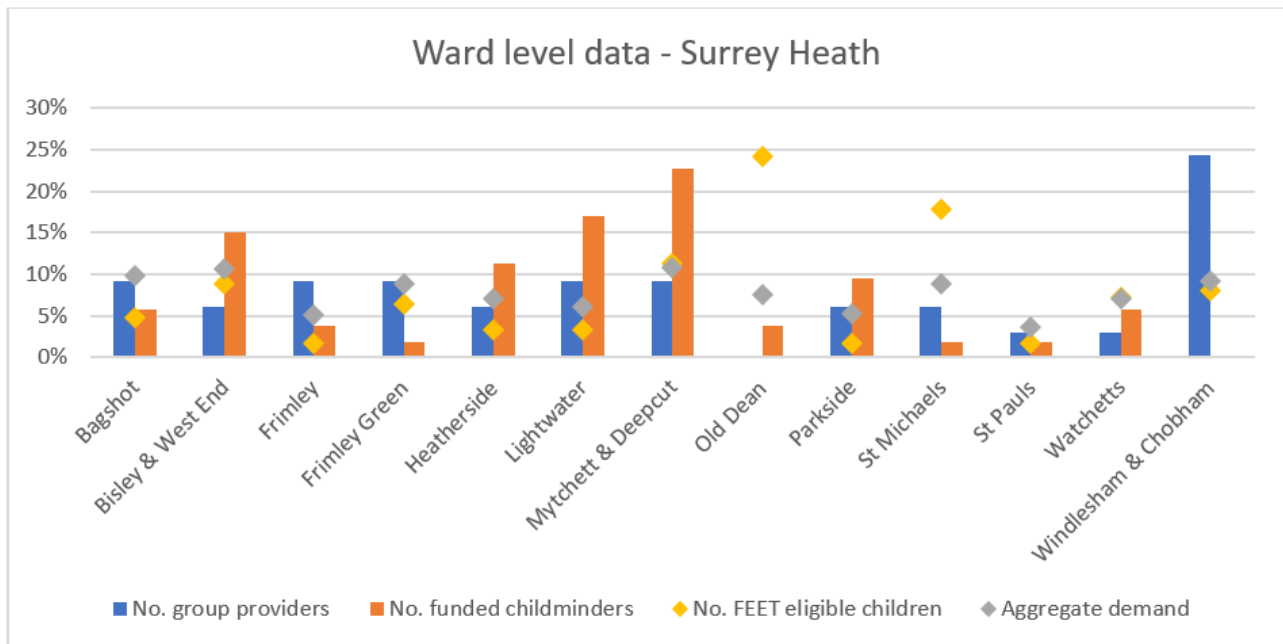
The graph below illustrates the relationship between the number of FEET eligible children and aggregate demand for Early Years places, with the number of group providers and funded childminders operating in each ward across Surrey Heath expressed as a percentage.

Mytchett & Deepcut and Bisley & West End are the two wards with the highest aggregate demand, these wards also have some of the highest numbers of funded childminders across the borough.

Lightwater is one of the wards with a lower aggregate demand but has one of the higher numbers of funded childminders.

Old Dean has the highest FEET eligibility across the borough, but comparatively has a moderate aggregate demand. Old Dean offers no group provision and has one of the lower numbers of funded childminders.

Windlesham & Cobham has one of the higher aggregate demands across the borough and has the highest number of group providers, but is the only ward not to have any funded childminders.



The highest number of full day care places (open 8+ hours) are offered in the wards of Windlesham & Chobham, Frimley and Frimley Green. There is no full day care provision available in Parkside, Watchetts and Old Dean.

There is extended day playgroup provision (open 4 – 7 hours) in all wards in Surrey Heath apart from Old Dean, St Michaels and St Pauls. Windlesham & Chobham, Bagshot and Parkside offer the most of this type of provision.

Windlesham & Chobham is the only wards where Sessional Pre-School Playgroup provision (open less than 4 hours) is available the borough of Surrey Heath.

Surrey Heath Local Plan

Surrey Heath is currently preparing a new Local Plan outlining how the communities and borough will develop over the coming years. Looking at the Surrey Heath Local Plan can help us to understand where areas of development may be taking place and how this may impact on the sufficiency of early years provision in the area.

- [Surrey Heath Local Plan documents](#)
- [Surrey Heath Draft Local Plan information](#)

Number of funded and unfunded places in Surrey Heath

Based on a population figure of 4,086 children under the age of 5 years across Surrey Heath, there is an anticipated demand for 1,913 early years places.

The borough of Surrey Heath has the tenth highest number of under 5s in Surrey. The overall density rate of funded and unfunded childcare places in Surrey Heath is 52%. This means for every 100 children aged under five years, there are 52 childcare places available. This is a decrease of 9% since 2022.

The overall density rate of childcare places, based on a projected aggregate demand for childcare places across Surrey Heath is 110%, this means that we have a surplus of childcare places based on our projections of the number of children under 5 requiring a childcare place.

The occupancy of childcare places across Surrey Heath is reported to be healthy for all childcare places and funded only childcare places. This shows a decrease in occupancy of all childcare places of 3% but an increase of 8% for funded only places since 2022.

Surrey Heath	All under 5s childcare places	Funded only under 5s childcare places
Places Available	2134	1635
Places taken up	1548	1259
Occupancy rate	73%	77%

Childcare services offered in Surrey Heath by type

Overall, there has been a decrease in the total number of childcare places (7%) and funded only places (5%).

The most significant changes have been seen in pre-school playgroup provision, with a decrease in all places (49%) and funded only places (49%).

Surrey Heath has seen a reduction in places offered across most types of provision, the exceptions being an increase in maintained and academy school provision and independent school provision. However, although there has been an increase in all places at independent school provision, the number of funded places has reduced.

Childcare Type	All places (2022)	Funded Only (2022)	All places (2023)	Funded Only (2023)
Childminder	246	180	228	171
Maintained and Academy Schools	364	364	416	416
Nursery Schools and Nursery Class (s.27)	0	0	0	0
Pre-School Playgroup	120	120	71	71
Independent School (nursery unit)	126	112	146	109
Extended Day Play Group	492	466	433	417
Day Nursery	963	483	840	451

Number of weeks open – group settings and childminders

Childcare provision open for 38 weeks of the year (term-time) is most popular in Surrey Heath, with 995 children accessing this in 2023. This is followed by provision open for 49-52 weeks of the year, typically day care provision, with 852 children accessing this. A further 287 children were attending a childcare provider open between 39 – 48 weeks of the year. This is more likely to be provision offered by a childminder.

Wrap-around childcare – breakfast, after school and holiday clubs

The borough of Surrey Heath has the sixth largest number of providers offering wraparound care (32 providers), the second number of breakfast club places (2426 places), the second highest number of after school club places (2604 places) and the sixth highest number of holiday club places (387 places).

District of Tandridge

The district of Tandridge is located in the East of Surrey, bordering the London Boroughs of Croydon to the north and Bromley to the North East, Sevenoaks in Kent, Crawley in West Sussex and Wealden in East Sussex and Reigate and Banstead in Surrey.

The district covers an area of 95.8 square miles with a population of 87,900 people (2021 census).

Wards in the district of Tandridge:

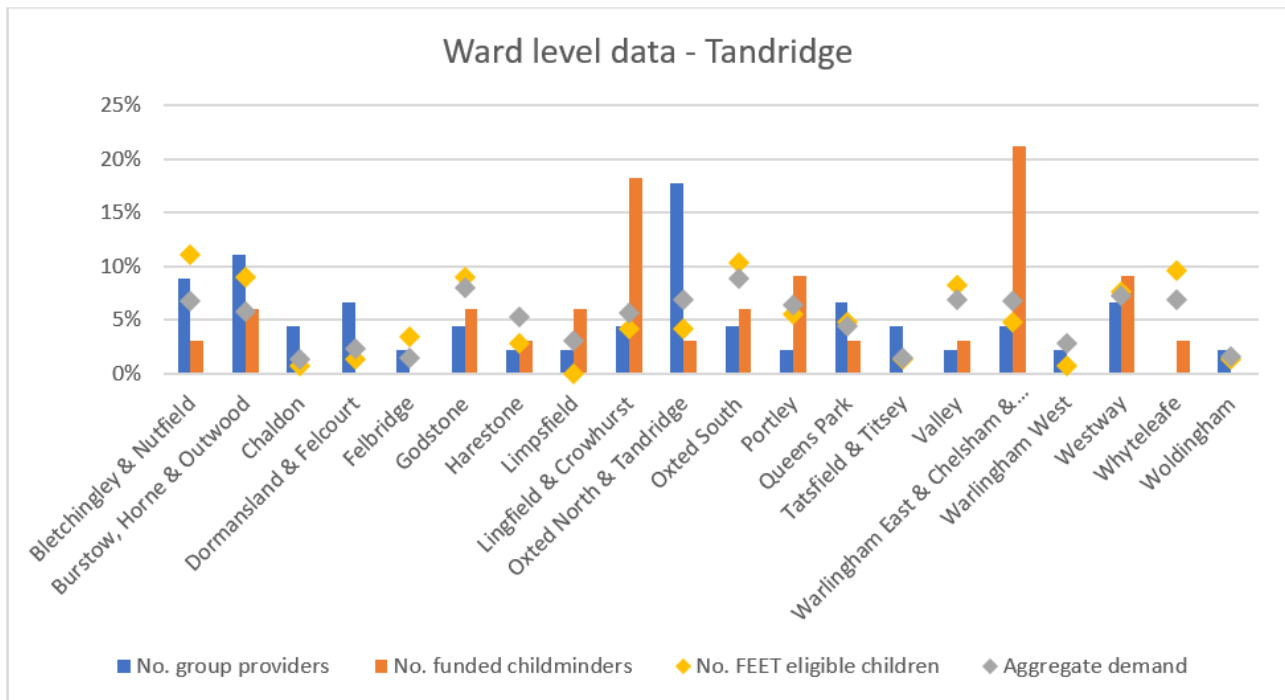
- Chaldon
- Dormansland & Felcourt
- Felbridge
- Godstone
- Harestone
- Limpsfield
- Lingfield & Crowhurst
- Oxted North & Tandridge
- Oxted South
- Portley
- Queens Park
- Tatsfield & Titsey
- Valley
- Warlingham East & Chelsham & Farleigh
- Warlingham West
- Westway
- Whyteleafe
- Woldingham
- Bletchingley & Nutfield
- Burstow, Horne & Outwood

The graph below illustrates the relationship between the number of FEET eligible children and aggregate demand for Early Years places, with the number of group providers and funded childminders operating in each ward across Tandridge expressed as a percentage.

Oxted South has both the highest aggregate demand and one of the highest levels of FEET eligibility but is not one of the wards with higher numbers of group providers or funded childminders.

The six wards with the lowest aggregate demand, Chaldon, Felbridge, Tatsfield & Titsey, Woldingham, Dormansland & Felcourt and Warlingham West have no funded childminder provision. This provision is available in all other wards.

The wards with lower aggregate demand, also generally have lower FEET eligibility, with the exception of Felbridge.



The highest number of full day care places (open 8+ hours) are offered in the wards of Oxted North & Tandridge, Queens Park and Bletchingley & Nutfield. Full day care provision is not available in Chaldon, Felbridge, Woldingham, Warlingham West, Warlingham East & Chelsham & Farleigh, Valley, Whyteleafe and Oxted South.

Extended day playgroup provision (open 4 – 7 hours) is not available in the wards of Godstone, Harestone, Limpsfield, Portley, Queens Park and Whyteleafe. Warlingham East & Chelsham, Oxted North & Tandridge and Westway have the most of this provision available.

Oxted South is the only ward where Sessional Pre-School Playgroup provision (open less than 4 hours) is available in the district of Tandridge.

Tandridge Local Plan

Tandridge are currently revising the Local Plan outlining how the communities and district will develop over the coming years. Looking at the Tandridge Local Plan can help us to understand where areas of development may be taking place and how this may impact on the sufficiency of early years provision in the area.

- [Tandridge Local Plan documents](#)

Number of funded and unfunded places in Tandridge

Based on a population figure of 4,629 children under the age of 5 years across Tandridge, there is an anticipated demand for 2,187 early years places.

The district of Tandridge has the seventh highest number of under 5s in Surrey. The overall density rate of funded and unfunded childcare places in Tandridge is 60%. This means for every 100 children aged under five years, there are 60 childcare places available. This is an increase of 2% since 2022.

The overall density rate of childcare places, based on a projected aggregate demand for childcare places across Tandridge is 127%, this means that we have a surplus of childcare places based on our projections of the number of children under 5 requiring a childcare place.

The occupancy of childcare places across Tandridge is reported to be not busy for all childcare places funded only childcare places. This shows a decrease in occupancy of all childcare places and funded only places of 6% since 2022.

Tandridge	All under 5s childcare places	Funded only under 5s childcare places
Places Available	2774	2050
Places Taken Up	1764	1300
Occupancy Rate	64%	63%

Childcare services offered in Tandridge by type

Overall, there has been an increase in the total number of childcare places (2%) and funded only places (4%).

The most significant changes have been seen in pre-school playgroup provision, with a decrease in all places (36%) and funded only places (30%). Conversely, there has been an increase in the total places (21%) and funded only places (22%) available at extended day playgroup provision.

Where there has been increases in the total number of places available at extended day playgroups and day nurseries, both have seen larger increases in the number of funded only places, compared with overall places.

Childcare Type	All places (2022)	Funded Only (2022)	All places (2023)	Funded Only (2023)
Childminder	165	102	159	99
Maintained and Academy Schools	468	468	520	520
Nursery Schools and Nursery Class (s.27)	30	27	25	24
Pre-School Playgroup	192	174	122	121
Independent School (nursery unit)	447	311	452	311
Extended Day Play Group	334	324	403	395
Day Nursery	1075	554	1093	580

Number of weeks open – group providers and childminders

Childcare provision open for 49 – 52 weeks of the year, typically day care provision, is the most popular in Tandridge, with 1,321 children accessing this in 2023. This is closely followed by provision open for 38 weeks of the year (term-time), with 1,158 children

accessing this. A further 295 children were attending a childcare provider open between 39 – 48 weeks of the year. This is more likely to be provision offered by a childminder.

Wrap-around childcare – breakfast, after school and holiday clubs

Tandridge has the joint seventh largest number of providers offering wraparound care (30 providers), the tenth highest number of breakfast club places (842 places), the eighth highest number of after school club places (1355 places) and the seventh highest number of holiday club places (376 places).

Borough of Waverley

The borough of Waverley is located in the South West of Surrey, bordering Hampshire to the West, Chichester and Horsham in West Sussex and Guildford and Mole Valley in Surrey.

Waverley is the largest borough in Surrey with wards including Godalming, Farnham, Chiddingfold, Cranleigh, Haslemere and Ewhurst. It covers an area of 133.3 square miles with a population of 128,200 people (2021 census).

Wards in the borough of Waverley:

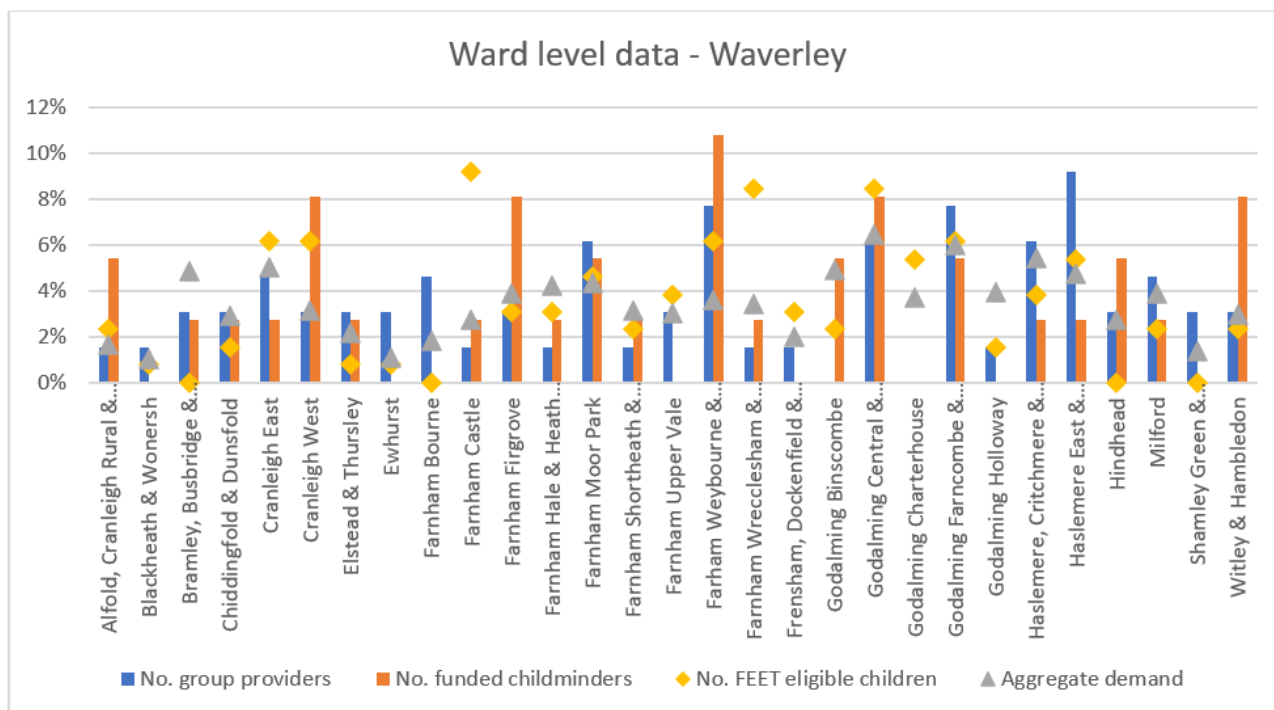
- Alfold, Cranleigh Rural & Ellens Green
- Blackheath & Wonersh
- Bramley, Busbridge & Hascombe
- Chiddingfold & Dunsfold
- Cranleigh East
- Cranleigh West
- Elstead & Thursley
- Ewhurst
- Farnham Bourne
- Farnham Castle
- Farnham Firgrove
- Farnham Hale & Heath End
- Farnham Moor Park
- Farnham Shortheath & Boundstone
- Farnham Upper Vale
- Farnham Weybourne & Badshot Lea
- Farnham Wrecclesham & Rowledge
- Frensham, Dockenfield & Tilford
- Godalming Binscombe
- Godalming Central & Ockford
- Godalming Charterhouse
- Godalming Farncombe & Catteshall
- Godalming Holloway
- Haslemere, Critchmere & Shottermill
- Haslemere East & Grayswood
- Hindhead
- Milford
- Shamley Green & Cranleigh North
- Witley & Hambledon

The graph below illustrates the relationship between the number of FEET eligible children and aggregate demand for Early Years places, with the number of group providers and funded childminders operating in each ward across Waverley expressed as a percentage.

Godalming Charterhouse is the only ward with no provision available, the ward has moderate aggregate demand and FEET eligibility.

Farnham Castle is the ward with the highest FEET eligibility, but one of the lower aggregate demand rates.

Farham Weybourne & Badshot Lea has both the highest number of group providers and funded childminders, whilst having a moderate aggregate demand and FEET eligibility.



The highest number of full day care places (open 8+ hours) are offered in the wards of Godalming Farncombe & Catteshall, Farnham Moor Park and Farnham, Weybourne & Badshot Lea. There is no full day care provision in Blackheath & Wonersh, Frensham, Docketfield & Tilford, Farnham Castle, Cranleigh West, Farnham Wrecclesham & Rowledge, Godalming Charterhouse, Bramley, Busbridge & Hascombe and Godalming Binscombe.

There is extended day playgroup provision (open 4 – 7 hours) in all wards in Waverley apart from Alfold Cranleigh Rural & Ellens Green, Elstead & Thursley, Farnham Shortheath & Boundstone, Godalming Charterhouse, Farnham Firgrove and Godalming Holloway, Farnham Hale & Heath End, Godalming Binscombe and Godalming Farncombe & Catteshall. The wards with the highest number of extended day playgroup places are Shamley Green & Cranleigh, Cranleigh East and Haslemere East & Grayswood.

Sessional Pre-School Playgroup provision (open less than 4 hours) is not available in the borough of Waverley.

Waverley Local Plan

The Waverley Local Plan outlines how the communities and borough will develop over the coming years. Looking at the Local Plan for Waverley can help us to understand where areas

of development may be taking place and how this may impact on the sufficiency of early years provision in the area.

- [Waverley Local Plan documents](#)

Number of funded and unfunded places in Waverley

Based on a population figure of 5,537 children under the age of 5 years across Waverley, there is an anticipated demand for 2,623 early years places.

The borough of Waverley has the sixth highest number of under 5s in Surrey. The overall density rate of funded and unfunded childcare places in Waverley is 73%. This means for every 100 children aged under five years, there are 73 childcare places available. This is a decrease of 3% since 2022.

The overall density rate of childcare places, based on a projected aggregate demand for childcare places across Waverley is 153%, this means that we have a surplus of childcare places based on our projections of the number of children under 5 requiring a childcare place.

The occupancy of childcare places across Waverley is reported to be healthy for all childcare places and not busy for funded only places. This shows an increase in occupancy of all childcare places of 3% and an increase of 5% for funded only places since 2022.

Waverley	All under 5s childcare places	Funded only under 5s childcare places
Places Available	4025	2855
Places Taken Up	2942	1879
Occupancy Rate	73%	66%

Childcare services offered in Waverley by type

Overall, there has been a decrease in the total number of childcare places (6%) and funded only places (5%).

The most significant changes have been seen in nursery schools and classes, with a decrease in all places (69%) and funded only places (70%). This is also reflected in pre-school playgroup provision, with a decrease in all places (29%) and funded only places (33%).

There have been decreases in the number of places across most types of provision across Waverley, the exception being an increase in extended day playgroup provision and funded only places with a childminder.

Childcare Type	All places (2022)	Funded Only (2022)	All places (2023)	Funded Only (2023)
Childminder	207	105	195	111
Maintained and Academy Schools	260	260	260	260
Nursery Schools and Nursery Class (s.27)	96	94	30	28

Pre-School Playgroup	206	192	147	128
Independent School (nursery unit)	1084	841	1043	834
Extended Day Play Group	643	567	682	633
Day Nursery	1805	958	1668	861

Number of weeks open – group settings and childminders

Childcare provision open for 38 weeks of the year (term-time) is most popular in Waverley, with 1,857 children accessing this in 2023. This is closely followed by provision open for 49-52 weeks of the year, typically day care provision, with 1,847 children accessing this. A further 321 children were attending a childcare provider open between 39 – 48 weeks of the year. This is more likely to be provision offered by a childminder.

Wrap-around childcare – breakfast, after school and holiday clubs

The borough of Waverley has the largest number of providers offering wraparound care (54 providers), the fourth highest number of breakfast club places (1626 places), the fourth highest number of after school club places (1949 places) and the eighth highest number of holiday club places (346 places).

Borough of Woking

The borough of Woking is located in the West of Surrey, bordering Elmbridge, Guildford and Runnymede. It covers an area of 24.6 square miles and has a population of 103,900 people (2021 census).

Wards in the borough of Woking:

- Byfleet & West Byfleet
- Canalside
- Goldsworth Park
- Heathlands
- Hoe Valley
- Horsell
- Knaphill
- Mount Hermon
- Pyrford
- St John's

The graph below illustrates the relationship between the number of FEET eligible children and aggregate demand for Early Years places, with the number of group providers and funded childminders operating in each ward across Waverley expressed as a percentage.

It should be noted that all wards in the borough of Woking have higher numbers of children eligible for FEET and that demand across all wards in Woking is high.

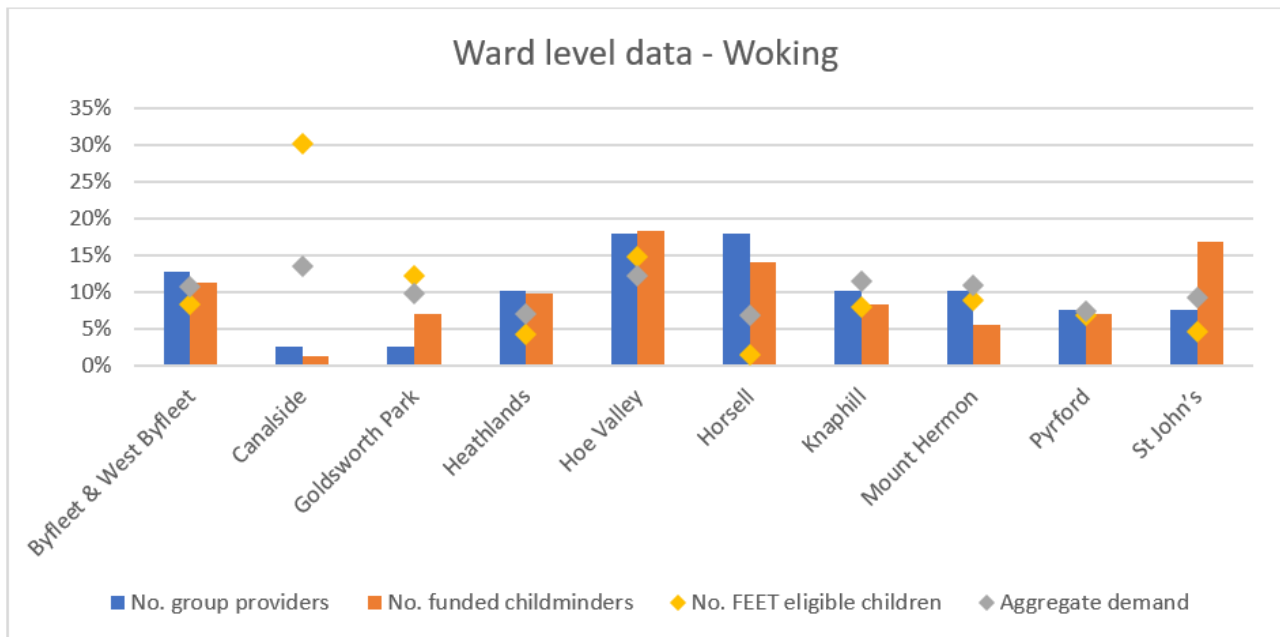
The ward in Woking with the most children eligible for FEET and the greatest aggregate demand for early years places is Canalside, however Canalside also has the fewest group providers and funded childminders.

Canalside has almost double the number of FEET eligible children, compared with the ward with the next highest eligibility.

Horsell has the lowest demand and lowest number of FEET eligible children but is one of the wards with the most group providers and funded childminders.

Hoe Valley has one of the highest aggregate demands and numbers of FEET eligible children, and also is one of the wards with higher numbers of group providers and funded childminders.

St John's is one of the wards with a higher number of funded childminders, whilst having one of the lower numbers of FEET eligible children and overall aggregate demand.



The highest number of full day care places (open 8+ hours) are offered in the wards of Horsell, Byfleet & West Byfleet and Hoe Valley. Full day care provision is available in all wards in Woking.

There is extended day playgroup provision (open 4 – 7 hours) in all wards in Woking apart from Canalside, Goldsworth Park and Pyrford. The highest number of extended day playgroup provision places are offered in Mount Hermon, Knaphill and Hoe Valley.

Sessional Pre-School Playgroup provision (open less than 4 hours) is only available in two wards, these are Horsell and Pyrford.

Woking Local Plan

The Woking Local Plan outlines how the communities and borough will develop over the coming years. Looking at the Local Plan for Woking can help us to understand where areas of development may be taking place and how this may impact on the sufficiency of early years provision in the area.

- [Woking Local Plan documents](#)

Number of funded and unfunded places in Woking

Based on a population figure of 5,823 children under the age of 5 years across Woking, there is an anticipated demand for 2,767 early years places.

The borough of Woking has the fifth highest number of under 5s in Surrey. The overall density rate of funded and unfunded childcare places in Woking is 50%. This means for every 100 children aged under five years, there are 50 childcare places available. This is an increase of 2% since 2022.

The overall density rate of childcare places, based on a projected aggregate demand for childcare places across Woking is 106%, this means that we have a surplus of childcare places based on our projections of the number of children under 5 requiring a childcare place.

The occupancy of childcare places across Woking is reported to be healthy for all childcare places and funded only childcare places. The occupancy of all childcare places has decreased by 4% and funded only places has remained consistent since 2022.

Woking	Funded and Unfunded Childcare Places	Funded Only Childcare Places
Places Available	2927	2184
Places Taken Up	2131	1771
Occupancy Rate	73%	81%

Childcare services offered in Woking by type

Day nurseries remain the most used childcare provision in Woking.

Overall, there has been an increase in the total number of childcare places (2%) and funded only places (2%).

The most significant changes have been seen in pre-school playgroups, with a decrease in all places (43%) and funded only places (40%).

Where there has been an increase in day nursery places, there has been a greater increase in funded only places, compared with the total number of places available. Additionally, although there has been an increase in the overall number of places at independent school nurseries, the funded only provision has decreased at this type of provider.

Childcare Type	Funded and Unfunded (2022)	Funded Only (2022)	Funded and Unfunded (2023)	Funded only (2023)
Childminder	327	219	303	207
Maintained and Academy Schools	676	676	676	676
Nursery Schools and Nursery Class (s.27)	0	0	0	0
Pre-School Playgroup	230	209	132	126
Independent School (nursery unit)	307	239	309	225
Extended Day Play Group	274	252	327	296
Day Nursery	1038	550	1180	654

Number of weeks open – group providers and childminders

Childcare provision open for 38 weeks of the year (term-time) is most popular in Woking, with 1,587 children accessing this in 2023. This is followed by provision open for 49-52 weeks of the year, typically day care provision, with 1,112 children accessing this. A further 228 children were attending a childcare provider open between 39 – 48 weeks of the year. This is more likely to be provision offered by a childminder.

Wrap-around childcare – breakfast, after school and holiday clubs

The borough of Woking has the fifth largest number of providers offering wraparound care (32 providers), the fifth highest number of breakfast club places (1248 places), the fifth highest number of after school club places (1549 places) and the second highest number of holiday club places (544 places).

Action plan:

Areas of possible insufficiency of places, based on our projected aggregate demand for places, have been identified in Runnymede and Spelthorne. Looking at the data in some more detail, for some of the wards that show an insufficiency it would be possible for children to access a childcare place in a neighbouring ward either within the borough or in a neighbouring one where there is reported to be a surplus of places, but this wouldn't be sufficient for the whole of the projected deficit.

Further consideration has been taken to the reported occupancy of each of the boroughs. Information provided at census showed that providers in Runnymede were operating at a healthy occupancy for all childcare places and a busy occupancy for funded only places and for Spelthorne, providers were at a healthy occupancy for both. This information doesn't necessarily suggest that there is an insufficiency as providers are not reporting to be operating at capacity with no remaining places available.

As part of the ongoing work around the implementation of the expansion of funded entitlements, we are undertaking detailed consultation with parents/carers and providers and will use this as an opportunity to better understand the childcare needs of families in these areas. We also plan to look at distance travelled data for families within these boroughs to understand if they are typically having to travel further to access provision than those across the county. Using this information, we will be in a better position to consider what action can be taken to support the childcare offer in these boroughs.