

Childcare Sufficiency Assessment

Early Years Commissioning Team

December 2021



SURREY
COUNTY COUNCIL

Contents

	Page
• Executive Summary.....	3
• Children with Additional Needs.....	4
• Impact of Covid-19 Pandemic.....	4
• Early Years Recovery Fund.....	5
• Business Health Check.....	5
• Surrey in context.....	6
• Projected population by age.....	7
• Quality of Early Years Providers in Surrey.....	7
• Overview of Funded Early Education and Childcare in Surrey..	8
• Borough of Elmbridge.....	14
• Borough of Epsom and Ewell.....	19
• Borough of Guildford.....	23
• Borough of Mole Valley.....	28
• Borough of Reigate and Banstead.....	33
• Borough of Runnymede.....	37
• Borough of Spelthorne.....	41
• Borough of Surrey Heath.....	45
• Borough of Tandridge.....	49
• Borough of Waverley.....	54
• Borough of Woking.....	59
• Action Plan.....	63

Executive Summary

Local authorities under the Childcare Act 2016 have a statutory duty to ensure that there are sufficient high quality childcare places available for families who wish to access it. Childcare is defined as any form of care for a child that is paid for or is funded, including education, any other supervised activity and care registered with Office for Standards in Education (Ofsted) or care offered on a school site.

Sufficient funded early education provision also needs to be made for parents of eligible children even for parents who are not working or training. In England, some two-year-olds and all three- and four-year-olds are entitled to 570 hours of funded early education and childcare per year. The universal entitlement is usually offered as 15 hours per week for 38 weeks (known as a term time place) or up to 52 weeks (known as a stretched place) per year.

Eligible working families can claim an extra 15 hours of childcare per week (30 Hours Funded Childcare), making it 1140 hours of funded childcare per year. This means that Surrey has to have sufficient childcare places for 20,871 two, three and four year olds.

This childcare sufficiency report is an integral part of our Early Years Strategy and enables us to determine whether there are enough childcare and early education places across all areas of the County. The report is used to manage the childcare market and make sure that:

- There are sufficient childcare and early education places
- That childcare places are of high quality
- That childcare services offered are of a range that meet parents' needs
- That childcare and early education places are accessible to families
- That parents' and carers can make informed decisions on childcare and early years services based on there being enough information.

We manage a mixed market of maintained, voluntary and private providers and strive to ensure that every community can access the full range of provision including FEET, 15 and 30 hours, term time only and all year round.

Data was collected from various sources to effectively analyse the supply and demand for childcare services and to identify gaps in provision.

The report looks at the supply of childcare places in Surrey by finding out the number of childcare places provided by childcare and early education providers, population and demographic information and data from Ofsted inspections of the settings. Demand for childcare services will be evaluated using the take-up rates of early education and childcare services and occupancy rates of the settings.

Surrey County Council (SCC) Early Years Commissioning Team has been working with childcare providers to expand existing provision and develop new provision where it is needed. Focus has been placed on increasing the quality of provision and helping existing providers to make their services more inclusive and accessible to children with

additional needs and disabilities. Through our Family Information Service, we have continued to raise awareness of childcare and early education provision to parents and have developed information about the local offer for parents of disabled children and children with special needs.

Through the Early Years Strategy, the Commissioning Team provides demand and sufficiency information, which feeds into locality planning and development within each borough council. It is also used for the purposes of Community Infrastructure Levy bids, through SCC or in support of providers. The strategy enables us to anticipate and identify gaps in provision and also supports the application and distribution of Section 106 funds by working with providers to develop projects to enhance and expand provision to meet the needs of the growing communities. We aim to prioritise development of maintained provision in SCC property in order to attain best value for money and sustainability.

We have been helping childcare and early education providers to deliver funded early education for two-, three- and four-year-olds more flexibly to make it easier for parents to pay for childcare and reduce associated costs. Schools with nursery classes have been encouraged to offer places for children eligible for Funded Early Education for Two-year-olds (FEET) to increase the number of places in areas close to where they live.

Funded Early Education for Two-year olds (FEET) aims to ensure that all children achieve a good level of development by the end of the Early Years Foundation Stage and that the gap in attainment between the most disadvantaged children and their peers, is closed.

Our strategy is to target impactful activity towards those children who are eligible to increase awareness, applications and ultimately take-up of funding for two-year olds, whilst acknowledging parental choice and circumstance.

The DfE produces a list of potentially eligible children in Surrey, 7 times a year. Surrey Early Years Funding Team write out to these families informing them of their eligibility and shares this data with family centres so that they can support the most vulnerable to access provision where appropriate. The Surrey Early Years Commissioning Team broker places for those families who have applied for funding, and feed any area specific information gained from this process into ensuring sufficiency of funded places for two year olds.

Children with additional needs (SEND)

Surrey Early Years teams are committed to removing any barriers to children accessing suitable, inclusive Early Years provision within their local community wherever possible. We have a dedicated Early Years SEND team who developed and endorse the Early Years Graduated Response model which promotes all children, including those with additional needs, being educated in their local community. Families of children with SEND have expressed positive feedback in support of this model. Early Intervention Funding (EIF) provides additional funding to support Early

Identification and Intervention to enable Early Years providers to help children reach their full potential in mainstream settings. All Early Years providers are required to deliver an inclusive offer in accordance with SEND Code of Practice (0-25) and the Equality Act (2010).

When appropriate, Surrey Early Years teams will hold an Early Years Inclusion Pathway Planning (EYIPP) meeting to discuss the individual needs of the child with the parent/carer and all professionals involved in the child's education. The purpose of the EYIPP meetings is to understand the individual needs of the child and to put appropriate support in place. For a small number of children, their very complex needs may be best met in a Specialist nursery provision. We try to only place children in specialist nursery if their needs cannot be supported in mainstream. Specialist nursery provision is reserved for children in the year before they are due to start reception.

Impact of Covid – 19

The Covid-19 pandemic has had a significant impact on the childcare market within Surrey. Early Years providers followed Government guidance across 4 periods during the pandemic as follows:

- 23 March 2020 to 31 May 2020 - all providers were required to close other than to key groups of children
- 1 June 2020 to 31 August 2020 - all providers were asked to open
- 1 September 2020 to 31 December 2020 - all providers remained open.
- 1 January 2021 to June 2021 early years providers remained open during the second National lockdown

As data used to inform Surrey County Council's Childcare Sufficiency Assessment is collected at the Early Years Census, held in January each year, caution should be taken when considering the data contained in this report. Numbers of settings and children taking up each funded entitlement were lower at census than in previous years:

- 6.6% fewer early years providers
- 16.4% fewer two-year-olds
- 9.3% fewer three-year-olds - universal entitlement
- 7.1% fewer four-year-olds - universal entitlement
- 4.8% fewer three-year-olds - extended entitlement
- 9.2% fewer four-year-olds - extended entitlement

This is because some early years providers and school nursery classes chose not to open during the second National lockdown to ensure safety of other children and staff. Children attending these settings would not have been counted at the time of the Early Years Census.

A further impact that continues to affect the early education and childcare sector is that children who would have taken up a new childcare place, at the beginning of their

entitlement, did not enter the market in January and so were not counted at the Early Years Census.

It should also be noted that the working patterns of families will also have changed due to the move to home working. This will have impact upon the demand for wrap around care such as breakfast clubs and after school clubs.

Early Years Recovery Fund

To ensure sustainability of early years provision in key areas of Surrey, £1.8M of funding was secured and delivered through an application and panel process to 48 early years providers. This has helped sustain providers to ensure that the most disadvantaged and vulnerable families in Surrey have been able to continue to access an early education and childcare place within their local community.

Business Health Check for Early Years Providers

To further assist early years providers, the Early Years Commissioning Team have produced a document called Business Support for Early Years Providers In response to Covid-19. This document supports providers to carry out a business health check of their provision and includes advice, action planning and a cashflow forecast template.

Surrey in Context

Surrey is one of the Home Counties located in the South East of England. Surrey borders Greater London, Kent, East Sussex, West Sussex, Hampshire and Berkshire and is divided into 11 boroughs and districts: Elmbridge, Epsom and Ewell, Guildford, Mole Valley, Reigate and Banstead, Runnymede, Spelthorne, Surrey Heath, Tandridge, Waverley and Woking.



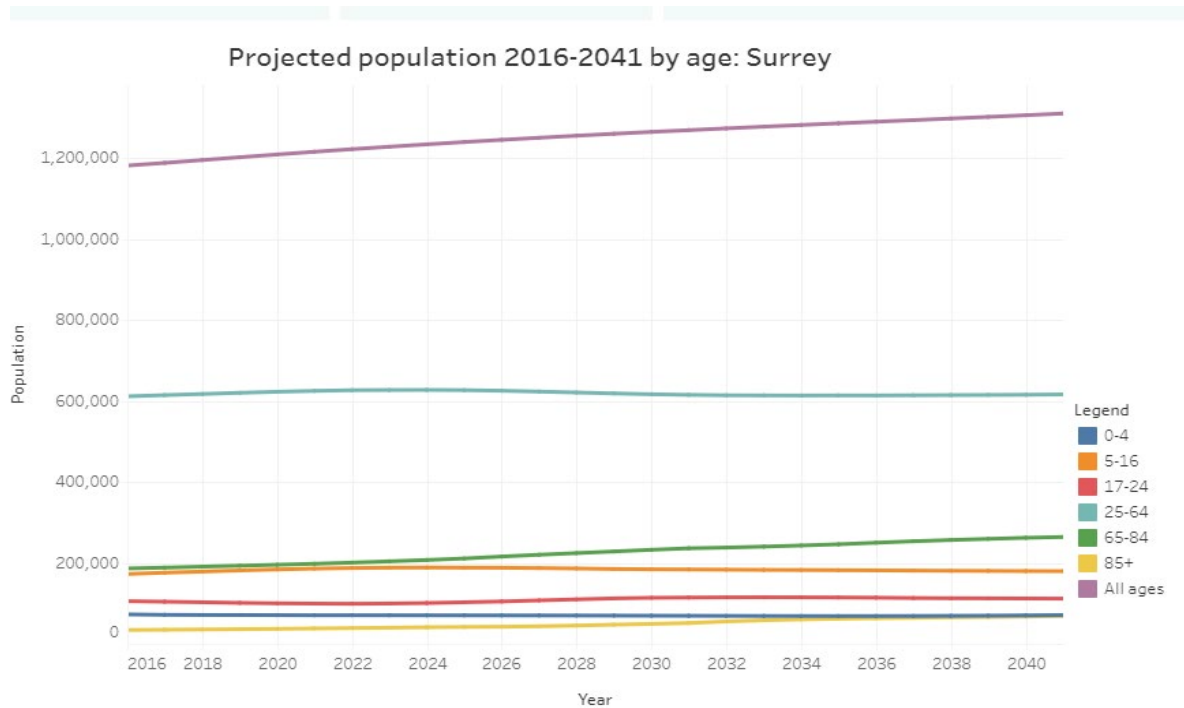
Surrey's population was estimated at 1,189,900 in mid-2018, an increase of 38% (4,600) since 2017. The largest boroughs in Surrey are Guildford with 147,889 people and Reigate and Banstead with 147,757 people and the smallest borough is Epsom and Ewell with 79,928 people.

In 2017 Surrey's economy was worth £40.4 billion, which is 15% of the economy in the South East. Surrey's Gross Disposable Household income per person in 2016 was £28,061 which is 41% greater than England (£19,878) and second only to Inner West London (£48,182). Surrey has an employment rate of 78.8% and 0.9% claiming unemployment benefits amongst 16-64-year-olds in 2018.

In 2018 the housing market survey in Surrey showed that there were 493,880 dwellings, an increase of 4% since 2011. Epsom and Ewell (32,400) and Reigate and Banstead (60,430) both experienced the largest percentage increase (6% in each borough) in the number of dwellings.

Children aged under 5 in Surrey is estimated to be 6% of the population. Reigate & Banstead have the highest proportion of under 5s at 13% and Mole Valley the lowest at 6%. (Data from Surrey-I, 2018)

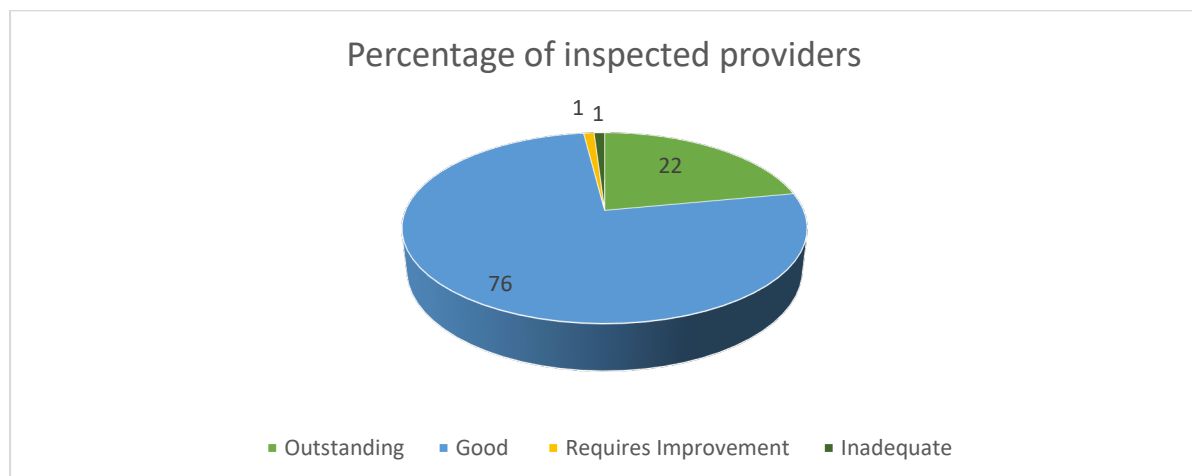
Projected Population in Surrey by Age



In 2021, the population of 0 – 4-year-olds in Surrey was predicted to be 70,384 children. This rises to 70,436 children in the year 2022 but then steadily decreases to 70,146 children in 2025 and 69,332 children in 2030.

Quality of Early Years Provision in Surrey

There are 1844 early years providers in Surrey of which 1318 providers had been inspected as at 31/03/21.



Ofsted inspection outcome	Number of providers	Percentage of inspected providers
Outstanding	291	22%
Good	999	76%
Requires Improvement	18	1%
Inadequate	10	1%

The majority of early years providers in Surrey have an Ofsted inspection outcome of Outstanding or Good, representing 98% of providers. A small number of early years providers have an Ofsted inspection outcome of Requires Improvement or Inadequate, being 1% respectively.

Overview of Funded Early Education and Childcare in Surrey

Information sourced from the Early Years Census 2021 and the Schools Census 2021.

In Surrey, when considering whether an area has sufficient childcare places, occupancy of childcare places is categorised as follows:

Occupancy Categories	
100 - 98%	Full
97% - 85%	Busy
84% - 71%	Healthy
70% and below	Not Busy

Number of funded and unfunded places in Surrey



Surrey	Funded and Unfunded Childcare Places	Funded Only Childcare Places
Population 0-5	69846	69846
Demand	28420	28420
Places Available	33034	26576
Places Occupied	22562	17924
Occupancy Rate	68%	67%

Assumptions/explanation of shortfalls

- * Assume demand is 25% of 0 -1 Year Olds and 50% of 2 Year Olds and all 3-4 Year Olds
- * Places available does not include some private schools, nannies or certain types of provision etc.
- * Places taken up is reduced by the parents who opt to take up a non-funded childcare place.
- * There are 1,283 funded children who have been excluded from the tables because they reside outside of Surrey

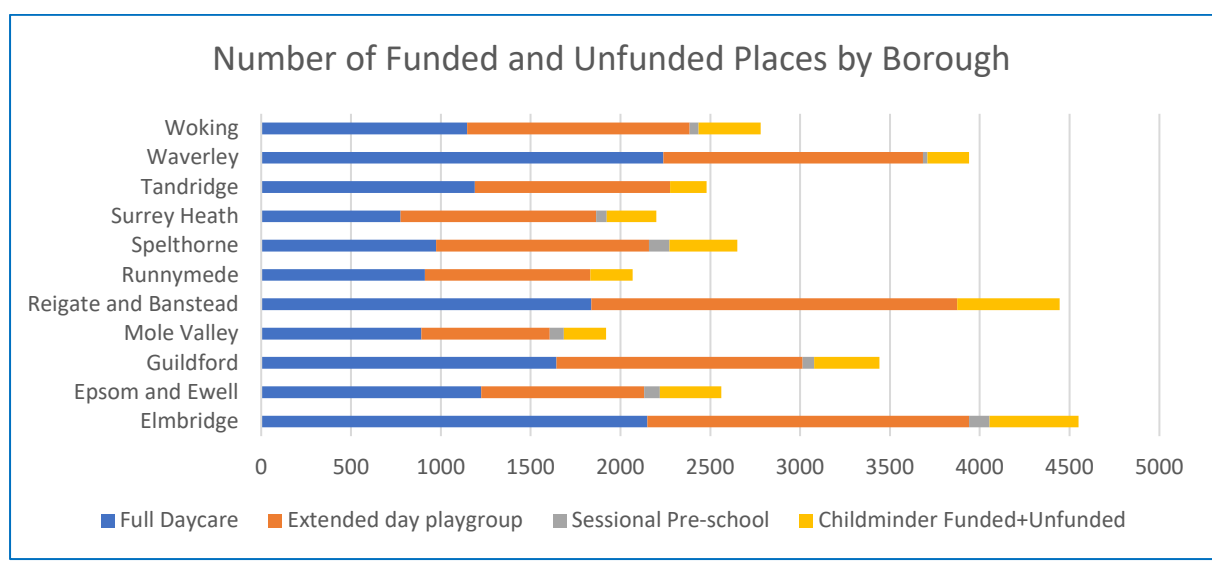
There are 2010 childcare providers in Surrey offering 33,034 childcare places.

- 572 group based early years providers
- 112 school based early years providers
- 1326 childminders

The overall density rate of childcare places across Surrey was 47%. This means for every 100 children aged under five years, there are 47 childcare places available. This is a decrease from 2019/2020 where the density rate was 48% or 48 childcare places available for every 100 children aged under five years.

The occupancy of childcare places across the county of Surrey is reported to be not busy. This contrasts with the year 2019-2020 where occupancy for funded/unfunded and funded places was healthy. There has been a decrease in occupancy for funded/unfunded childcare and funded places of 3% respectively. It is likely that this decrease in occupancy is a result of the Covid-19 pandemic.

Number of funded and unfunded childcare places by provider type and borough



Borough	Full Daycare	Extended Day Pre-School	Sessional Pre-School	Childminder	Places Available Funded/ Unfunded
Elmbridge	2150	1791	114	495	4550
Epsom and Ewell	1224	907	88	343	2562
Guildford	1643	1371	64	363	3441
Mole Valley	891	715	78	235	1919
Reigate & Banstead	1838	2037	0	570	4445
Runnymede	912	921	0	234	2067
Spelthorne	974	1184	114	378	2650
Surrey Heath	776	1089	59	276	2200
Tandridge	1190	1086	0	204	2480
Waverley	2238	1445	26	231	3940
Woking	1147	1238	50	345	2780

Full Daycare providers offer the most funded and unfunded childcare places representing 45% of all childcare places in Surrey. Extended day preschools offer 42% of childcare places, 2% of places are offered by sessional preschools and 11% of places offered by childminders.

Full Daycare places

The highest number of full daycare places in Surrey are in the borough of Waverley (2238 places) followed by the boroughs of Elmbridge (2150 places), Reigate and Banstead (1838 places) and Guildford (1643 places). The fewest number of full daycare places are offered in the boroughs of Surrey Heath (776 places), Mole Valley (891 places), Runnymede (912 places) and Spelthorne (974 places).

The average number of full daycare places across Surrey has increased since 2019-20 from 14,371 places to 14,983 places, this is an increase of 612 places. The boroughs with the highest number of full daycare places has remained the same since 2019/2020.

Extended Day Pre-schools

The highest number of extended day pre-school places in Surrey are in the boroughs of Reigate and Banstead (2037 places), Elmbridge (1791 places), Waverley (1445 places) and Guildford (1371 places). The fewest extended day pre-school places are offered in the boroughs of Mole Valley (715 places), Epsom and Ewell (907 places), Runnymede (921 places).

Sessional Pre-school Places

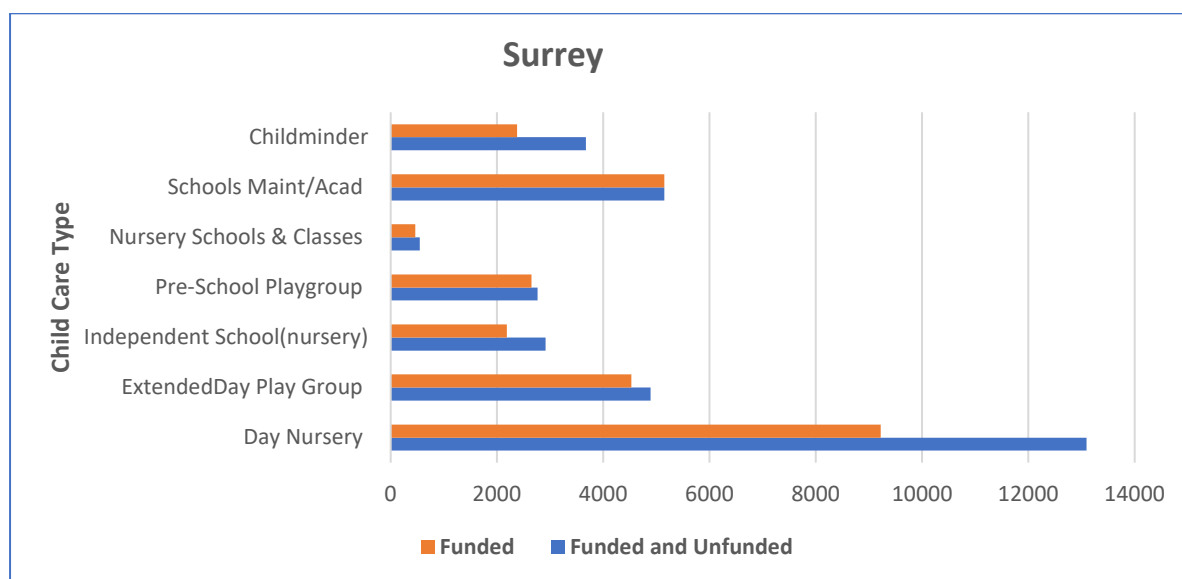
The highest number of sessional pre-school places in Surrey are in the boroughs of Elmbridge (114 places), Spelthorne (114 places), Epsom and Ewell (88 places) and Mole Valley (78 places). There are no sessional pre-school places offered in the

boroughs of Tandridge, Runnymede and Reigate and Banstead. The fewest number of places are in the borough of Waverley (26 places).

Childminder places

The highest numbers of childminder places in Surrey are in the boroughs of Reigate and Banstead (570) and Elmbridge (495 places). The fewest number of places are in the boroughs of Tandridge (204 places), Waverley (231 places), Runnymede (234 places, Mole Valley (235 places) and Surrey Heath (276 places).

Types of Childcare Services Offered in Surrey



Childcare Type	Funded and Unfunded	Funded Only
Childminder	3674	2376
Maintained and Academy Schools	5148	5148
Nursery Schools and Nursery Class	545	466
Pre-School Playgroup	2764	2650
Independent School (nursery unit)	2916	2186
Extended Day Play Group	4893	4530
Day Nursery	13094	9220

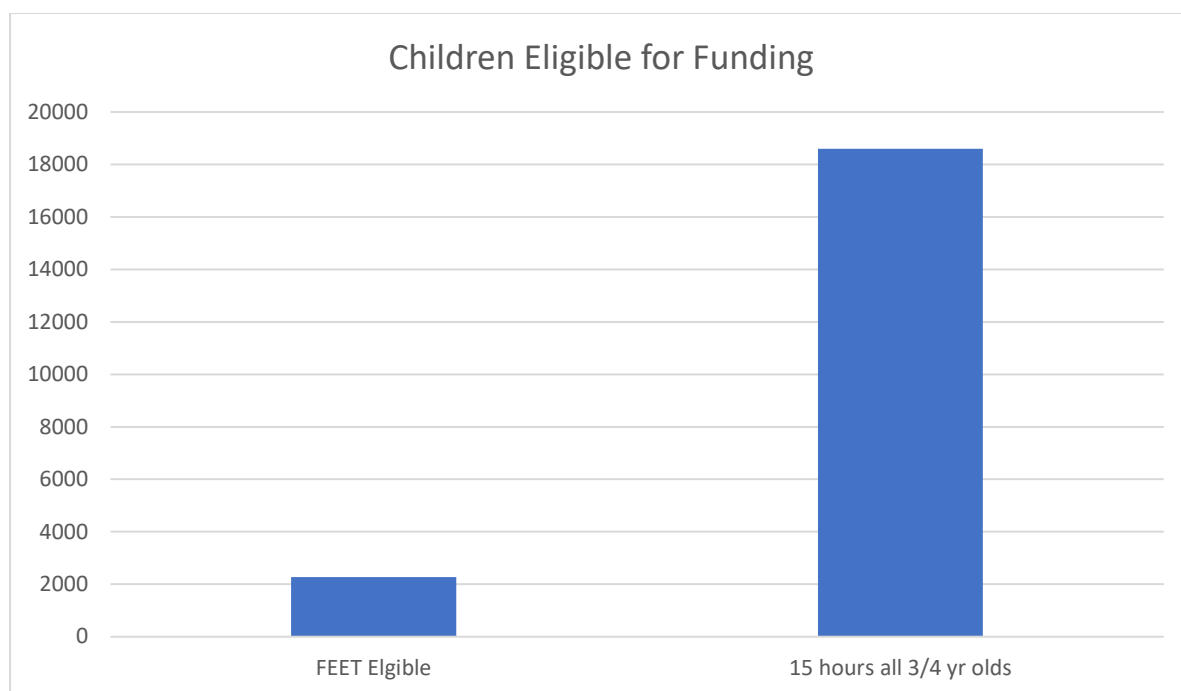
Day nurseries remain the most used childcare service in Surrey. There is an increase since 2019/2020 in funded and unfunded places delivered by day nurseries of 4% (559 places) and an increase in funded only places of 30% (2804 places).

There has been a decrease in the number of funded and unfunded places delivered by Extended Day Play Groups since 2019/2020 of 4% (225 places) and funded only places of 5% (235 places).

There has also been a decrease in the number of funded and unfunded places delivered by Childminders since 2019/2020 of 2% (60 places) and funded only places of 6% (151 places).

The number of funded only places in Maintained and Academy Schools has increased since 2019/2020 by 4% (234 places).

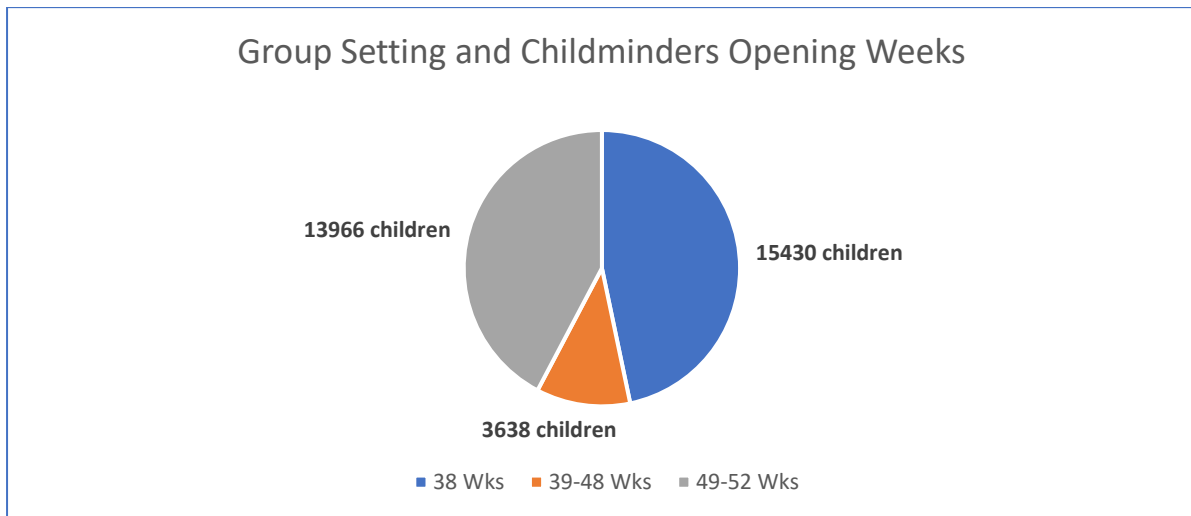
Number of children aged 2 – 5 years eligible for funding



Funded Entitlement	Number of Children
Funded Early Education for Two-Year-Olds (FEET)	2273
Universal hours for 3- & 4-year-old children	18598

In Surrey in January 2021, there were approximately 2273 two-year-old children eligible for FEET funding and 18,598 three- and four-year-old children eligible for 3- & 4-year-old funded early education.

Number of weeks open – group settings and childminders



Number of weeks provider is open	Number of children
38 weeks	15430
39 – 48 weeks	3638
49 – 52 weeks	13966

In January 2021, there were 15,430 children attending childcare providers open for 38 weeks of the year (term time provision). A further 3638 children were attending providers opened 39 to 48 weeks of the year, this would typically be a childminding provision. 13,966 children were accessing a full day care setting open for 49 – 52 weeks of the year.

Sufficiency of Childcare Places by Borough

Borough of Elmbridge

The Borough of Elmbridge is situated in the North East of Surrey with a mix of urban towns and areas of countryside and villages. The principles towns include Esher, Cobham, Walton On Thames, Weybridge and Molesey, with one civil parish which is in Claygate.

Elmbridge covers an area of 37.2 square miles with a population of 132,670 (October 2021). Elmbridge borders the Surrey boroughs of Spelthorne, Runnymede, Woking, Guildford and Mole Valley and the London boroughs of Kingston Upon Thames and Richmond.

Wards in the Borough of Elmbridge

- Claygate
- Cobham & Downside
- Esher
- Hersham Village
- Hinchley Wood & Weston Green
- Long Ditton
- Molesey East
- Molesey West
- Oatlands & Burwood Park
- Oxshott & Stoke D'Abernon
- Thames Ditton
- Walton Central
- Walton North
- Walton South
- Weybridge Riverside
- Weybridge St George's Hill

The wards in Elmbridge with the most children eligible for FEET are Walton North, Molesey West, Walton South and Cobham & Downside. Wards with the least number of children eligible for FEET are Oxshott & Stoke D'Abernon, Weybridge St George's Hill, Claygate, Hinchley Wood and Weston Green.

The wards in Elmbridge with the highest number of children under 5 years of age and the greatest demand are Walton South, Walton North and Hersham Village. Wards with the least number of children under 5 years of age and the least demand are Oatlands & Burwood Park, Claygate, Oxshott & Stoke D'Abernon.

The highest number of full day care places are offered in the wards of Hersham Village and Cobham & Downside.*

There is extended day playgroup provision in all wards in Elmbridge apart from Molesey West.*

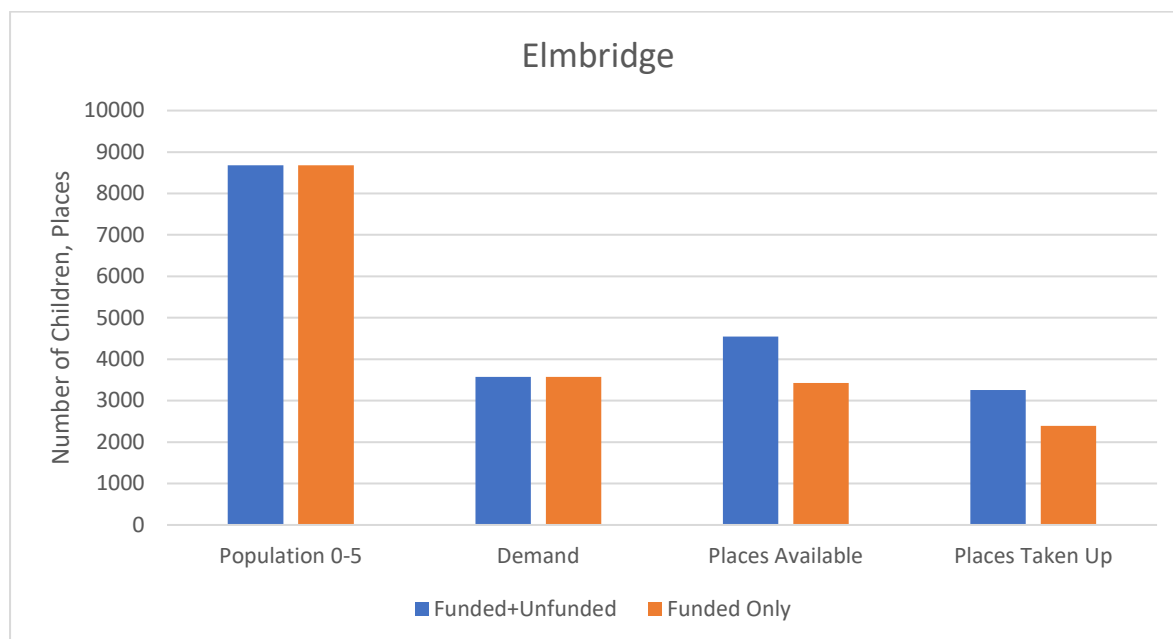
Sessional Pre-School Playgroup provision is available in three wards which are Cobham & Downside, Esher and Weybridge Riverside.*

Wards with the highest number of group providers are Cobham & Downside, Weybridge Riverside, Esher and Hersham Village. Wards with the least number of group providers are Oatlands & Burwood Park and Walton South.*

Wards with the highest number of funded childminders are Molesey West, Hersham Village, Walton North and Walton South. Wards with the least number of funded childminders are Esher, Oatlands & Burwood Park and Oxshott & Stoke D’Abernon.*

**When considering the number of providers in a ward, it may be that some early years provision was closed at census and therefore does not appear in these figures.*

Number of funded and unfunded places in Elmbridge



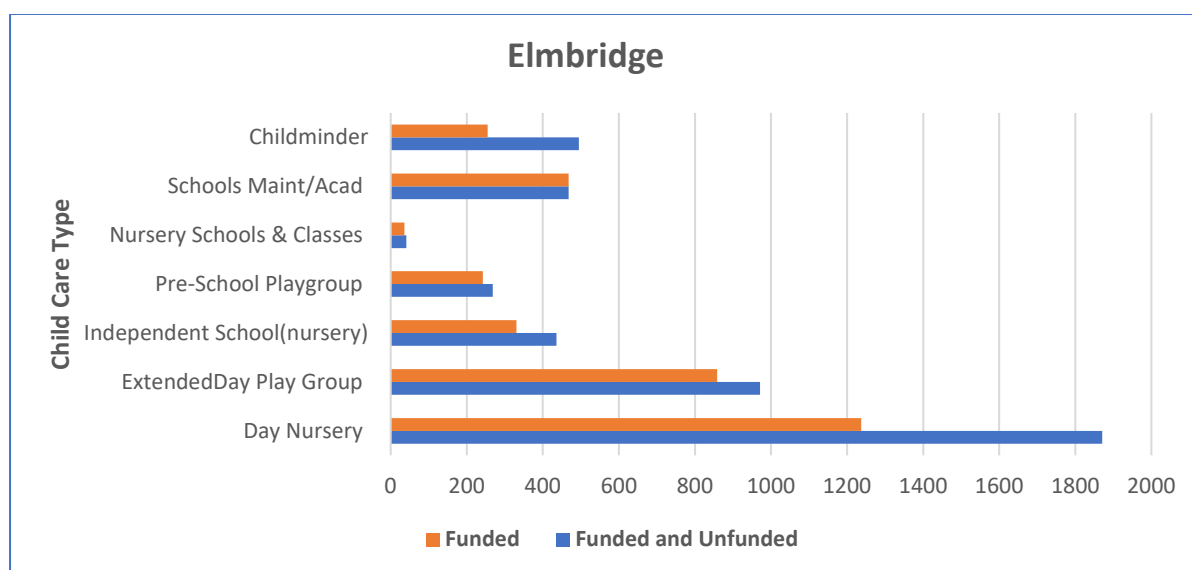
Elmbridge	Funded and Unfunded Childcare Places	Funded Only Childcare Places
Population 0-5	8678	8678
Demand	3575	3575
Places Available	4550	3427
Places Taken Up	3257	2389
Occupancy Rate	72%	70%

The Borough of Elmbridge has the second highest number of under 5s in Surrey. The overall density rate of funded and unfunded childcare places in Elmbridge is 52%. This means for every 100 children aged under five years, there are 52 childcare places

available. This is an increase of 2% since 2019/2020 when the density rate was 50% or 50 funded and unfunded childcare places available for every 100 children aged under five years.

The occupancy of childcare places across Elmbridge is reported to be healthy for funded and unfunded childcare places and not busy for funded only childcare places. This shows a decrease in occupancy of funded and unfunded childcare places of 2% and a decrease of 12% for funded only places since 2019/2020.

Childcare services offered in Elmbridge by type



Childcare Type	Funded and Unfunded	Funded Only
Childminder	495	255
Maintained and Academy Schools	468	468
Nursery Schools and Nursery Class	41	36
Pre-School Playgroup	268	242
Independent School (nursery unit)	436	331
Extended Day Play Group	971	858
Day Nursery	1871	1237

When compared to the Childcare Sufficiency Assessment carried out in 2019/2020 the following increases and decreases of childcare places have been reported in the Borough of Elmbridge:

Day nurseries remain the most used childcare provision in Elmbridge providing funded and unfunded places for 1871 children. This is an increase in funded and unfunded places of 11% (202 places).

There has also been an increase in the number of funded and unfunded places provided by Extended Day Playgroups of 8% (77 places).

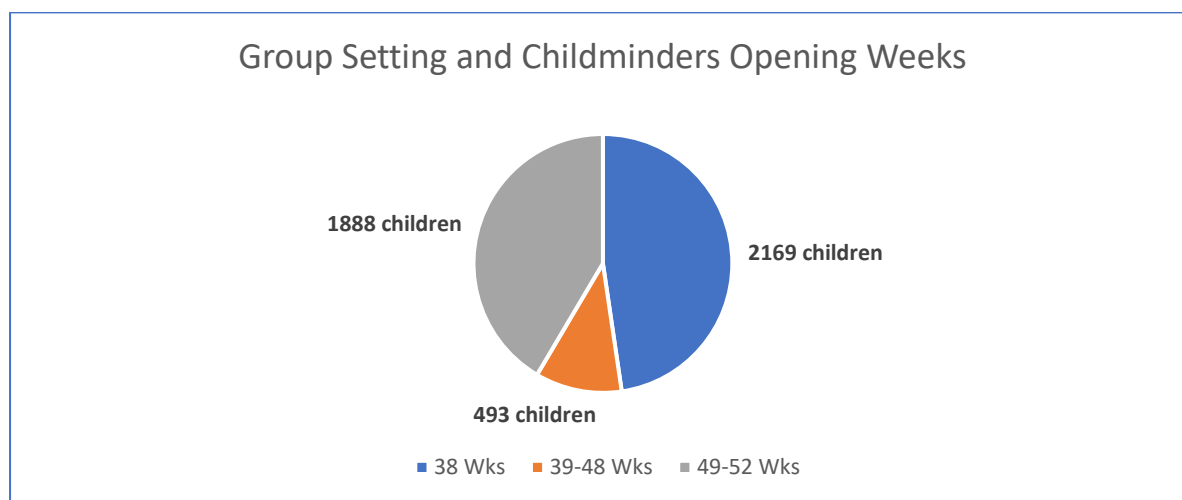
The number of funded and unfunded places provided by Independent Schools has remained stable with a decrease of 2% (9 places).

There has been a decrease of funded and unfunded places provided by Pre-School Playgroups of 24% (86 places).

The number of funded and unfunded places provided by childminders has increased by 24% (97 places).

Overall, since 2019/2020, there has been an increase in funded and unfunded childcare places of 4% (177 places). The increase of funded only places within this number is 8% (257 places).

Number of weeks open – group providers and childminders



Number of weeks provider is open	Number of children
38 weeks	2169
39 – 48 weeks	493
49 – 52 weeks	1888

The Early Years Census 2021 reported that 2,169 children accessed childcare which was open for 38 weeks of the year (term time provision). This represents the most

used childcare provision in Elmbridge. This is closely followed by 1,888 children attending childcare provision open for 49 – 52 weeks of the year, which would typically be a day care provision. A further 493 children were attending a childcare provider open between 39 – 48 weeks of the year. This is more likely to be provision offered by a childminder.

Borough of Epsom and Ewell

The Borough of Epsom and Ewell is situated on Surrey's northern border and is the smallest district in Surrey, including the towns Ewell, Epsom, Stoneleigh and Worcester Park. The borough covers an area of 34.07 square miles with a population of 79,928 people (2018).

The borough borders Reigate and Banstead and Mole Valley in Surrey and the London boroughs of Sutton and Kingston Upon Thames.

Wards in the Borough of Epsom and Ewell:

- Auriol
- College
- Court
- Cuddington
- Ewell
- Ewell Court
- Nonsuch
- Ruxley
- Stamford
- Stoneleigh
- Town
- West Ewell
- Woodcote

The wards in Epsom and Ewell with the most children eligible for FEET are Court, Ruxley, Town and Stamford. Wards with the least number of children eligible for FEET are College, Ewell Court and Stoneleigh.

The wards with the highest number of children under 5 years of age and the greatest demand are Court, Town and Stamford. Wards with the least number of children under 5 years of age and the least demand are Auriol, Nonsuch and Stoneleigh.

The highest number of full day care places are offered in the wards of Town, Nonsuch, Ewell Court and Ewell.*

There is extended day playgroup provision in all wards in Elmbridge apart from Auriol, Cuddington and West Ewell.*

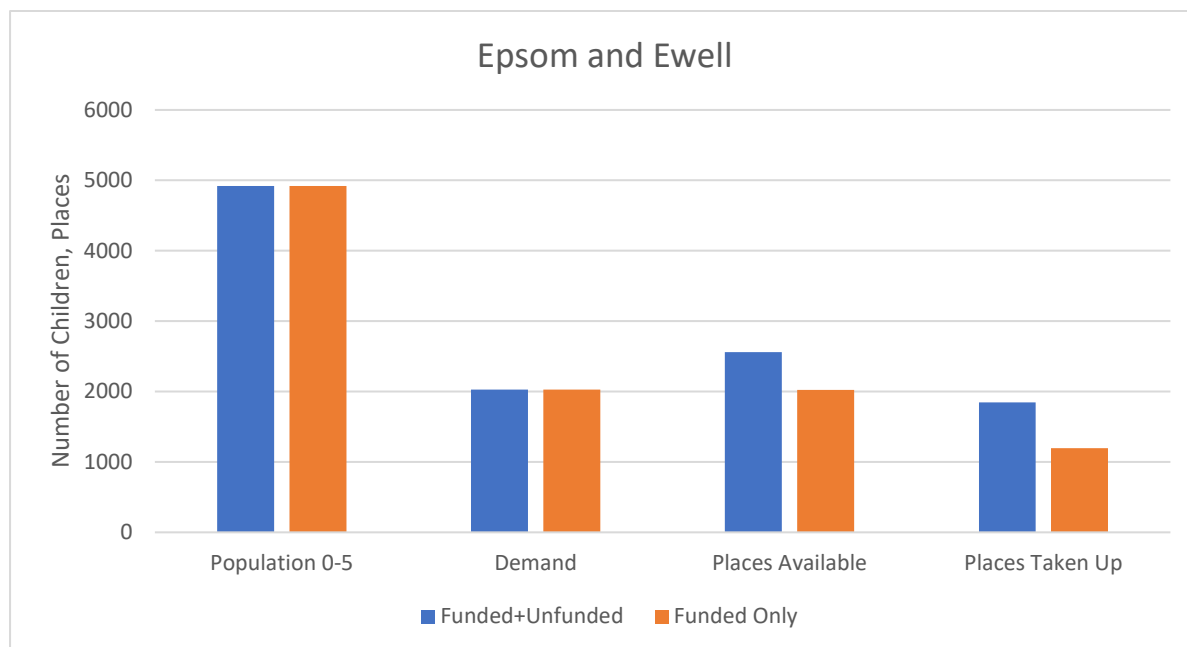
Sessional Pre-School Playgroup provision is available in three wards which are Nonsuch, West Ewell and Woodcote.*

Wards with the highest number of group providers are Town, Nonsuch and Ewell Court. Wards with the least number of group providers are Auriol, Cuddington, Ruxley and West Ewell.*

Wards with the highest number of funded childminders are Stamford, Ruxley and Auriol. Wards with the least number of funded childminders are Nonsuch, Town and College*

**When considering the number of providers in a ward, it may be that some early years provision was closed at census and therefore does not appear in these figures.*

Number of funded and unfunded places in Epsom and Ewell

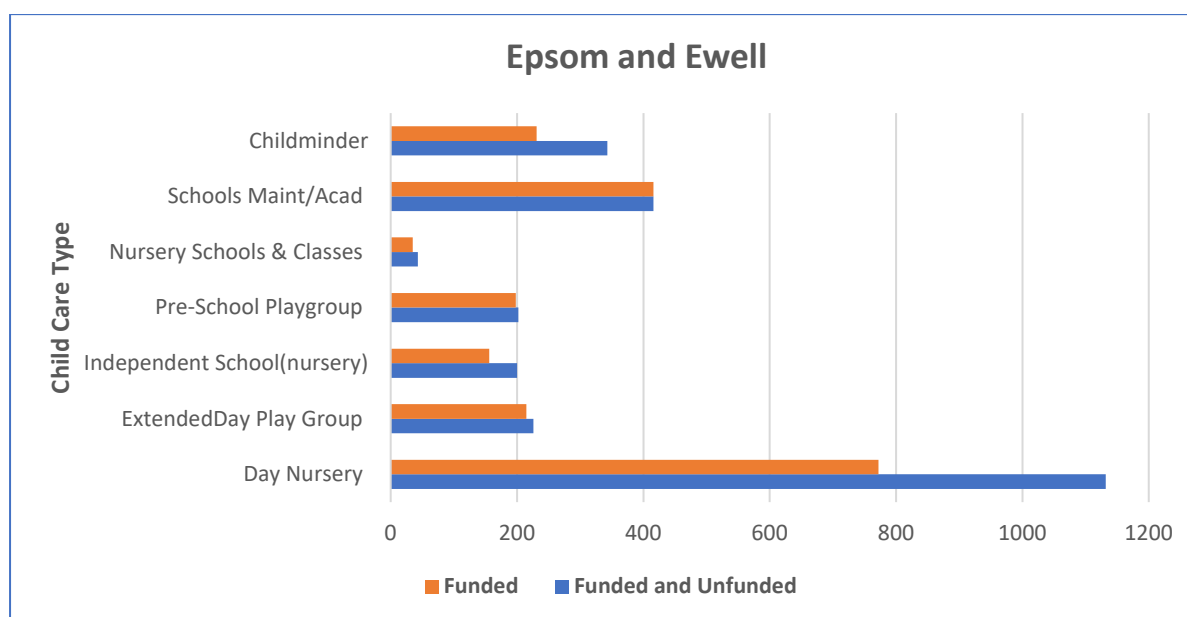


Epsom and Ewell	Funded and Unfunded Childcare Places	Funded only Childcare Places
Population 0-5	4920	4920
Demand	2027	2027
Places Available	2562	2023
Places Taken Up	1844	1194
Occupancy Rate	72%	59%

The Borough of Epsom and Ewell has the eighth highest number of under 5s in Surrey. The overall density rate of funded and unfunded childcare places in Epsom and Ewell is 52%. This means for every 100 children aged under five years, there are 52 childcare places available. This is a decrease of 2% since 2019/2020 when the density rate was 54% or 54 funded and unfunded childcare places available for every 100 children aged under five years.

The occupancy of childcare places across Epsom and Ewell is reported to be healthy for funded and unfunded childcare places and not busy for funded only childcare places. This shows an increase in occupancy of funded and unfunded childcare places of 1% and a decrease of 11% for funded only places since 2019/2020.

Childcare services offered in Epsom and Ewell by type



Childcare Type	Funded and Unfunded	Funded Only
Childminder	343	231
Maintained and Academy Schools	416	416
Nursery Schools and Nursery Class	43	35
Pre-School Playgroup	202	198
Independent School (nursery unit)	200	156
Extended Day Play Group	226	215
Day Nursery	1132	772

When compared to the Childcare Sufficiency Assessment carried out in 2019/2020 the following increases and decreases of childcare places have been reported in the Borough of Epsom and Ewell:

Day nurseries remain the most used childcare provision in Epsom and Ewell providing funded and unfunded places for 1132 children. This is an increase in funded and unfunded places of 4% (40 places).

There has also been a slight increase in the number of funded and unfunded places provided by Extended Day Playgroups of 4% (8 places).

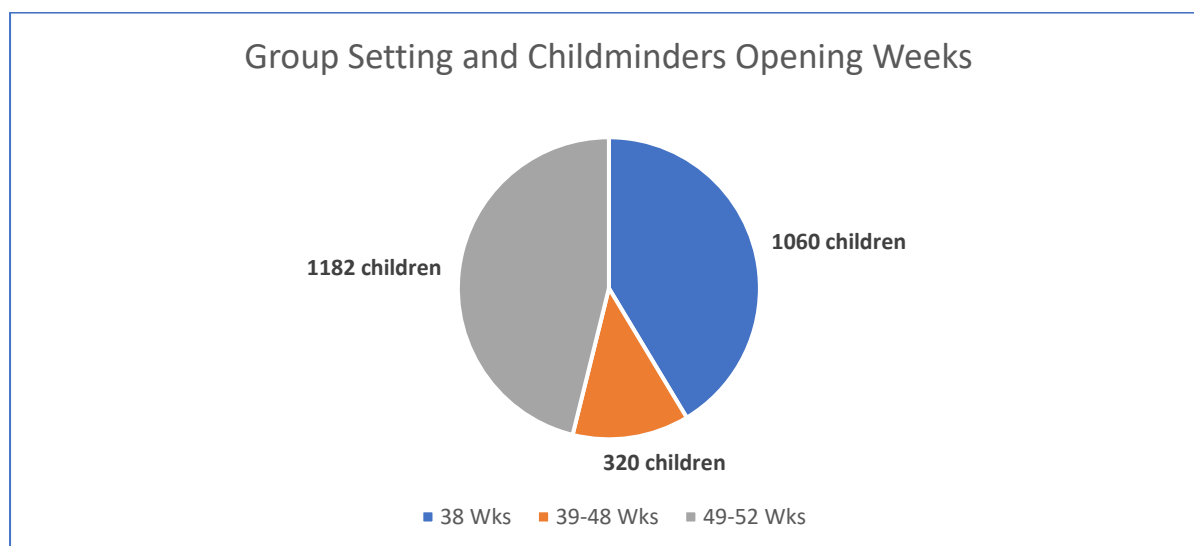
The number of funded and unfunded places provided by Independent Schools has decreased by 4% (8 places).

There has been a minimal decrease of funded and unfunded places provided by Pre-School Playgroups of 1.5% (3 places).

The number of funded and unfunded places provided by childminders has increased by 8% (25 places).

Overall, since 2019/2020, there has been a decrease in funded and unfunded childcare places of 4% (94 places). This is mainly within the maintained and academy school sector, see action plan. There is an increase of funded only places within the overall number of childcare places being offered in Epsom and Ewell of 3% (55 places).

Number of weeks open – group settings and childminders



Number of weeks provider is open	Number of children
38 weeks	1060
39 – 48 weeks	320
49 – 52 weeks	1182

The Early Years Census 2021 reported that 1182 children accessed childcare which was open for 49 - 52 weeks of the year. This represents the most used childcare provision in Epsom and Ewell and would typically be day care provision. This is closely followed by 1,060 children attending childcare provision open for 38 weeks of the year (term time provision). A further 320 children were attending a childcare provider open between 39 – 48 weeks of the year. This is more likely to be provision offered by a childminder.

Borough of Guildford

Guildford is the largest settlement and the only town within the borough and the busiest of Surrey's boroughs with 22 wards. It borders with the County of Hampshire and with Woking, Waverley, Surrey Heath, Mole Valley and Elmbridge in Surrey.

Guildford covers an area of 104.6 square miles and has a population of 147,889 people (2018)

Wards in the Borough of Guildford:

- Ash South & Tongham
- Ash Vale
- Ash Wharf
- Burpham
- Christchurch
- Clandon & Horsley
- Effingham
- Friary & St Nicholas
- Holy Trinity
- Lovelace
- Merrow
- Normandy
- Onslow
- Pilgrims
- Pirbright
- Send
- Shalford
- Stoke
- Stoughton
- Tillingbourne
- Westborough
- Worplesdon

The wards in Guildford with the most children eligible for FEET are Westborough, Stoke and Ash South & Tongham. Wards with the least number of children eligible for FEET are Send, Clandon & Horsley, Effingham, Normandy and Pilgrims.

The wards with the highest number of children under 5 years of age and the greatest demand are Stoughton, Westborough and Friary & St Nicolas. Wards with the least number of children under 5 years of age and the least demand are Normandy, Pilgrims and Effingham.

The highest number of full day care places are offered in the wards of Christchurch, Ash South & Tongham and Stoughton.*

There is extended day playgroup provision in all wards in Guildford apart from Ash Vale, Send, Shalford and Stoughton.*

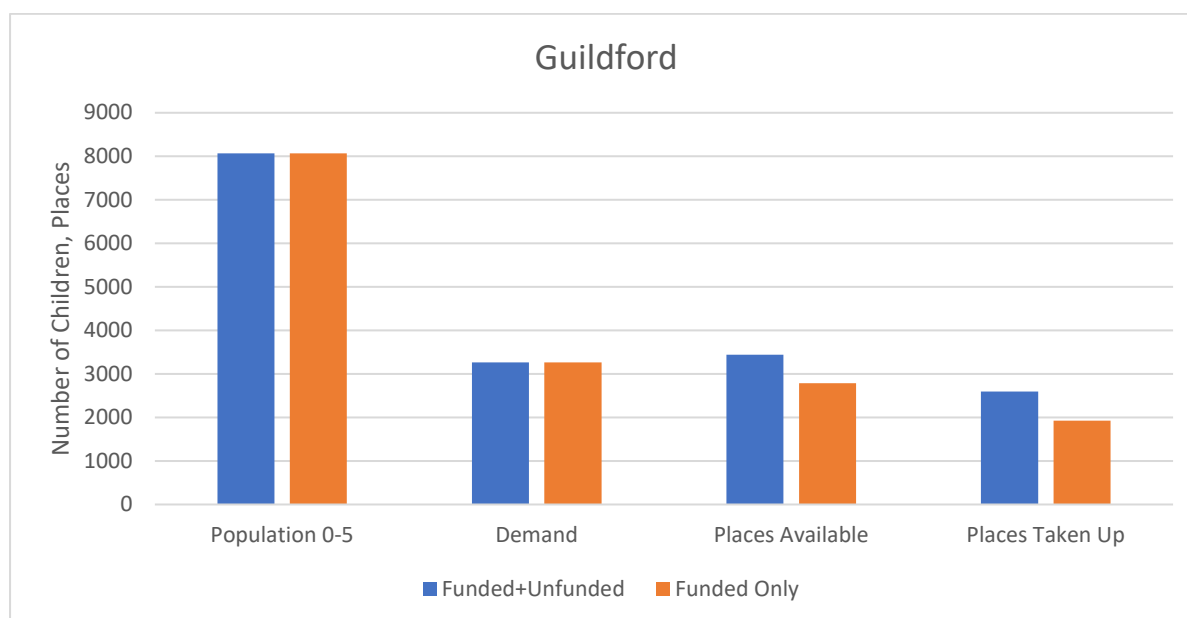
Sessional Pre-School Playgroup provision is available in three wards which are Ash Vale, Burpham and Merrow.*

Wards with the highest number of group providers are Ash South & Tongham, Christchurch, Burpham, Clandon & Horsley, Onslow and Tillingbourne. Wards with the least number of group providers are Send, Shalford, Normandy and Stoke.*

Wards with the highest number of funded childminders are Ash South & Tongham, Worplesdon and Ash Vale. Wards with the least number of funded childminders are Lovelace, Christchurch, Friary & St Nicolas, Merrow, Onslow and Tillingbourne.*

**When considering the number of providers in a ward, it may be that some early years provision was closed at census and therefore does not appear in these figures.*

Number of funded and unfunded places in Guildford



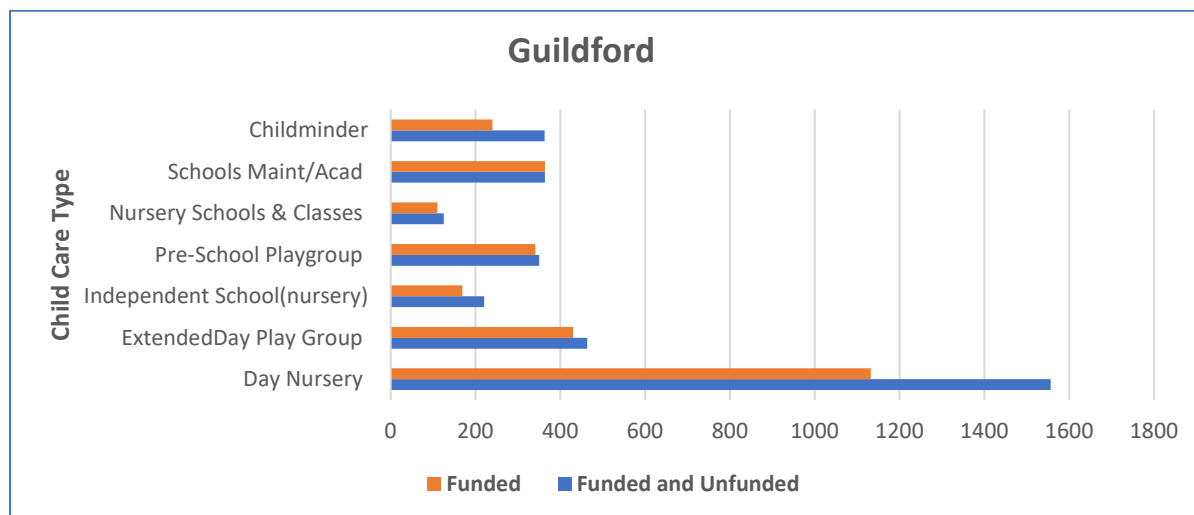
Guildford	Funded and Unfunded Childcare Places	Funded Only Childcare Places
Population 0-5	8067	8067
Demand	3265	3265
Places Available	3441	2786
Places Taken Up	2598	1926
Occupancy Rate	76%	69%

The Borough of Guildford has the third highest number of under 5s in Surrey. The overall density rate of funded and unfunded childcare places in Epsom and Ewell is 43%. This means for every 100 children aged under five years, there are 43 childcare places available. This is a decrease of 1% since 2019/2020 when the density rate was

44% or 44 funded and unfunded childcare places available for every 100 children aged under five years.

The occupancy of childcare places across the borough of Guildford is reported to be healthy for funded and unfunded childcare places and not busy for funded only childcare places. This shows an increase in occupancy of funded and unfunded childcare places of 7% and a decrease of 16% of funded places since 2019/2020.

Childcare services offered in Guildford by type



Childcare Type	Funded and Unfunded	Funded Only
Childminder	363	240
Maintained and Academy Schools	364	364
Nursery Schools and Nursery Class	125	110
Pre-School Playgroup	350	341
Independent School (nursery unit)	220	169
Extended Day Play Group	463	430
Day Nursery	1556	1132

When compared to the Childcare Sufficiency Assessment carried out in 2019/2020 the following increases and decreases of childcare places have been reported in the Borough of Guildford:

Day nurseries remain the most used childcare provision in Guildford providing funded and unfunded places for 1556 children. This is an increase in funded and unfunded places of 2% (31 places).

There has been a decrease in the number of funded and unfunded places provided by Extended Day Playgroups of 11% (55 places).

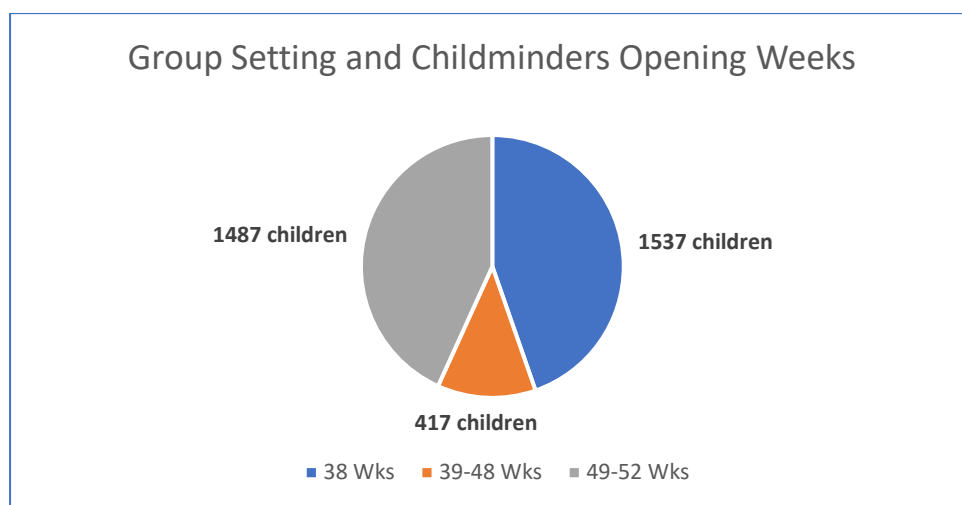
The number of funded and unfunded places provided by Independent Schools has decreased by 8% (19 places).

There has been a significant decrease of funded and unfunded places provided by Pre-School Playgroups of 23% (105 places).

The number of funded and unfunded places provided by childminders has also decreased by 7% (28 places).

Overall, since 2019/2020, there has been a decrease in funded and unfunded childcare places of 5% (176 places). There is an increase of funded places within the overall number of childcare places being offered in Guildford of 9% (211 places), this is mainly in the full day care sector.

Number of weeks open – group settings and childminders



Number of weeks provider is open	Number of children
38 weeks	1537
39 – 48 weeks	417
49 – 52 weeks	1487

The Early Years Census 2021 reported that 1,537 children accessed childcare which was open for 38 weeks of the year (term time provision). This represents the most used childcare provision in Guildford. This is closely followed by 1,487 children attending childcare provision open for 49 – 52 weeks of the year, which would typically

be a day care provision. A further 417 children were attending a childcare provider open between 39 – 48 weeks of the year. This is more likely to be provision offered by a childminder.

Borough of Mole Valley

The Borough of Mole Valley is situated in the South East of Surrey, over 90% of the district is countryside within Surrey Hills Area of Outstanding Beauty. The largest towns include Dorking and Leatherhead and borders a number of Surrey boroughs including Reigate and Banstead, Epsom and Ewell, Elmbridge, Waverley and Guildford and the County of West Sussex.

Mole Valley covers an area of 99.7 square miles with a population of approximately 85,000 people (2021).

Wards in the Borough of Mole Valley:

- Ashtead Common
- Ashtead Park
- Ashtead Village
- Beare Green
- Bookham North
- Bookham South
- Box Hill & Headley
- Brockham, Betchworth & Buckland
- Capel, Leigh & Newdigate
- Charlwood
- Dorking North
- Dorking South
- Fetcham East
- Fetcham West
- Holmwoods
- Leatherhead North
- Leatherhead South
- Leith Hill
- Mickleham, Westhumble & Pixham
- Okewood
- Westcott

The wards in Mole Valley with the most children eligible for FEET are Leatherhead North and Holmwoods. Wards with the least number of children eligible for FEET are Box Hill & Headley, Leith Hill and Mickleham, Westhumble & Pixham.

The wards with the highest number of children under 5 years of age and the greatest demand are Leatherhead North, Holmwoods and Dorking South. Wards with the least number of children under 5 years of age and the least demand are Leith Hill, Mickleham, Westhumble & Pixham, Beare Green and Okewood.

The highest number of full day care places are offered in the wards of Ashtead Village, Dorking North and Leatherhead North.*

There is extended day playgroup provision in all wards in Mole Valley apart from Ashted Park, Ashted Village, Beare Green, Bookham North, Box Hill & Headley, Dorking North, Dorking South, Leatherhead South, Okewood and Westcott.*

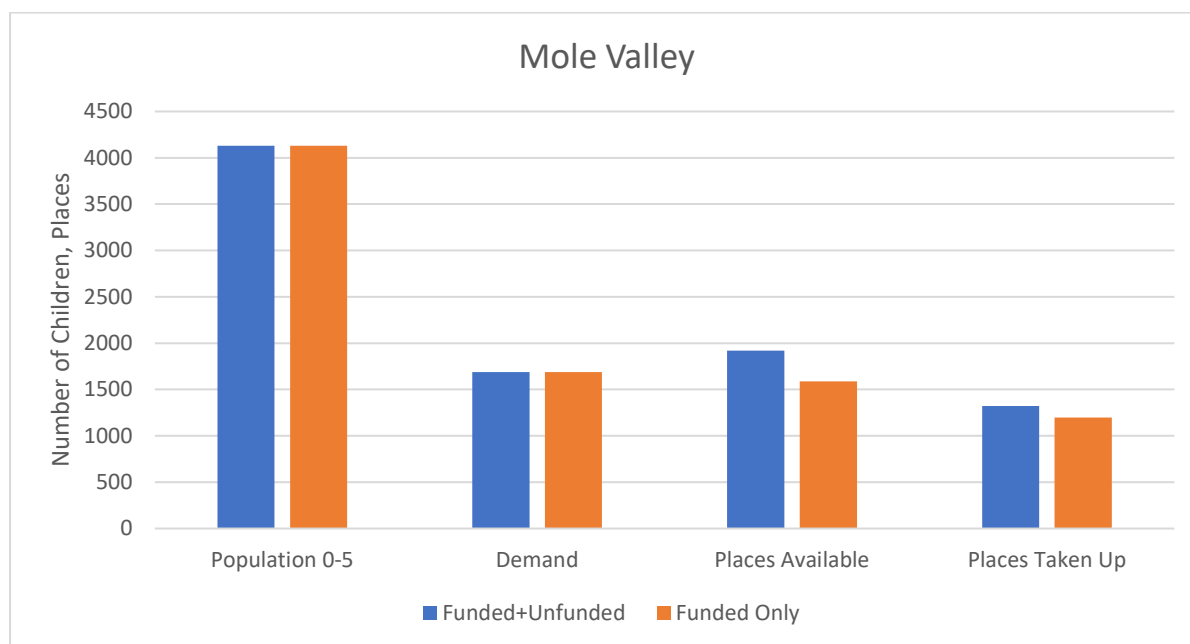
Sessional Pre-School Playgroup provision is available in three wards which are Ashted Village, Bookham South and Dorking South.*

Wards with the highest number of group providers are Bookham South, Ashted Village and Leatherhead North. Wards with the least number of group providers are Beare Green, Bookham North, Box Hill & Headley and Westcott.*

Wards with the highest number of funded childminders are Bookham North, Charlwood, Ashted Common, Dorking South, Fetcham East and Leatherhead North. Wards with the least number of funded childminders are Box Hill & Headley, Leith Hill, Okewood and Westcott.*

**When considering the number of providers in a ward, it may be that some early years provision was closed at census and therefore does not appear in these figures.*

Number of funded and unfunded places in Mole Valley

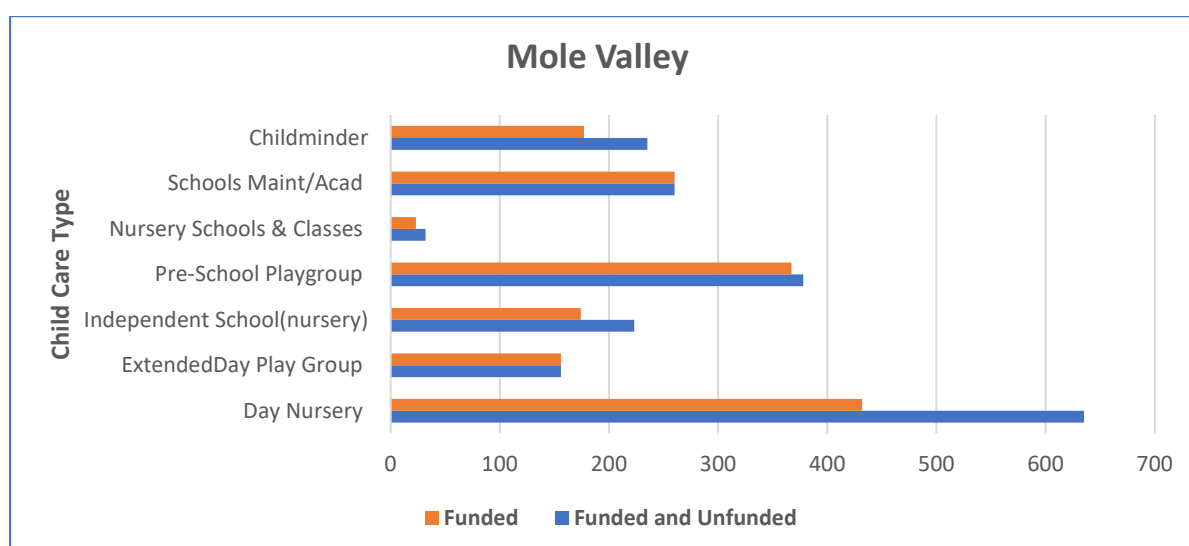


Mole Valley	Funded and Unfunded Childcare Places	Funded Only Childcare Places
Population 0-5	4131	4131
Demand	1689	1689
Places Available	1919	1589
Places Taken Up	1321	1196
Occupancy Rate	69%	75%

The Borough of Mole Valley has the least number of under 5s in Surrey. The overall density rate of funded and unfunded childcare places in Mole Valley is 47%. This means for every 100 children aged under five years, there are 47 childcare places available. This is an increase of 3% since 2019/2020 when the density rate was 44% or 44 funded and unfunded childcare places available for every 100 children aged under five years.

The occupancy of childcare places across Mole Valley is reported to be not busy for funded and unfunded childcare places and healthy for funded only childcare places. This shows a decrease in occupancy of funded and unfunded childcare places of 6% and a decrease of 17% for funded only places since 2019/2020.

Childcare services offered in Mole Valley by type



Childcare Type	Funded and Unfunded	Funded Only
Childminder	235	177
Maintained and Academy Schools	260	260
Nursery Schools and Nursery Class	32	23
Pre-School Playgroup	378	367
Independent School (nursery unit)	223	174
Extended Day Play Group	156	156
Day Nursery	635	432

When compared to the Childcare Sufficiency Assessment carried out in 2019/2020 the following increases and decreases of childcare places have been reported in the Borough of Mole Valley:

Day nurseries remain the most used childcare provision in Mole Valley providing funded and unfunded places for 635 children. This is an increase in funded and unfunded places of 29% (142 places).

There has been a significant decrease in the number of funded and unfunded places provided by Extended Day Playgroups of 38% (94 places).

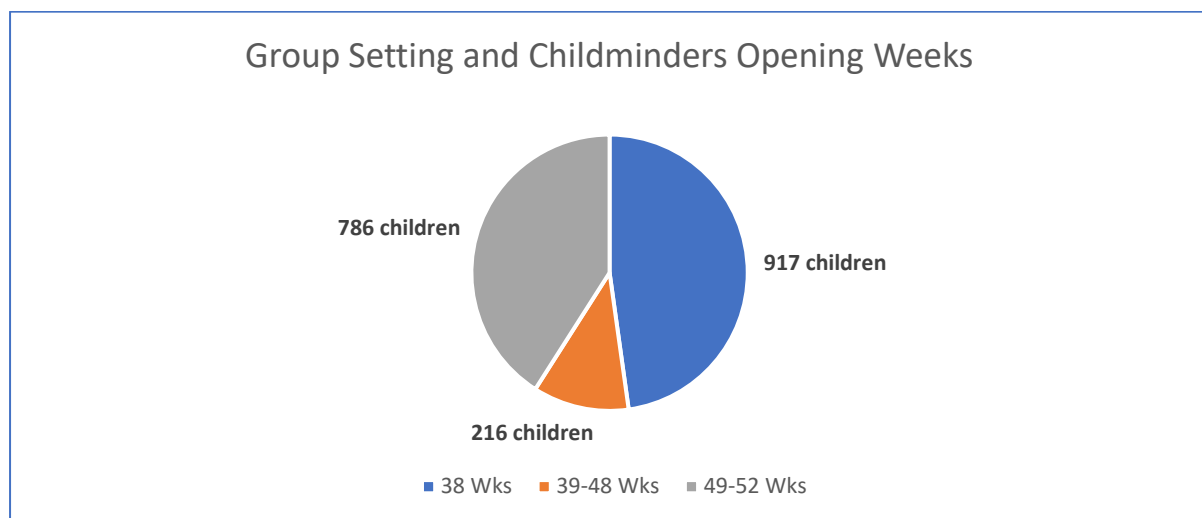
The number of funded and unfunded places provided by Independent Schools has decreased by 6% (14 places).

There has been a decrease of funded and unfunded places provided by Pre-School Playgroups of 4% (15 places).

The number of funded and unfunded places provided by childminders has also decreased by 11% (28 places).

Overall, since 2019/2020, there has been an increase in funded and unfunded childcare places of 4% (69 places). There is an increase of funded places within the overall number of childcare places being offered in Mole Valley of 11% (156 places). This is mainly in the full day care sector and maintained/academy schools.

Number of weeks open – group settings and childminders



Number of weeks provider is open	Number of children
38 weeks	917
39 – 48 weeks	216
49 – 52 weeks	786

The Early Years Census 2021 reported that 917 children accessed childcare which was open for 38 weeks of the year (term time provision). This represents the most used childcare provision in Mole Valley. This is closely followed by 786 children attending childcare provision open for 49 – 52 weeks of the year, which would typically be a day care provision. A further 216 children were attending a childcare provider open between 39 – 48 weeks of the year. This is more likely to be provision offered by a childminder.

Borough of Reigate and Banstead

The Borough of Reigate and Banstead is located in the South East of Surrey, bordering London Boroughs of Croydon and Sutton to the north and West Sussex to the south and Surrey boroughs of Epsom and Ewell, Tandridge and Mole Valley.

The main built-up wards include Banstead, Reigate, Redhill and Horley. The borough covers an area of 49.8 square miles with a population of 147,757 people (2018).

Wards in the Borough of Reigate and Banstead:

- Banstead Village
- Chipstead, Kingswood & Woodmansterne
- Earlswood & Whitebushes
- Horley Central & South
- Horley East & Salfords
- Horley West & Sidlow
- Meadvale & St John's
- Hooley, Merstham & Netherne
- Nork
- Tattenham Corner & Preston
- Redhill East
- Redhill West & Wray Common
- Reigate
- South Park & Woodhatch
- Lower Kingswood, Tadworth & Walton

The wards in Reigate and Banstead with the most children eligible for FEET are Redhill West & Wray Common, Redhill East, Horley West & Sidlow and Tattenham Corner & Preston. Wards with the least number of children eligible for FEET are Lower Kingswood, Tadworth & Walton, Reigate and Meadvale & St John's.

The wards with the highest number of children under 5 years of age and the greatest demand are Chipstead, Kingswood & Woodmansterne, Reigate, Tattenham Corner & Preston, Horley East, Earlswood & Whitebushes and Redhill West. Wards with the least number of children under 5 years of age and the least demand are Banstead Village and Lower Kingswood, Tadworth & Walton.

The highest number of full day care places are offered in the wards of Earlswood & Whitebushes and Reigate.*

There is extended day playgroup provision in all wards in Reigate and Banstead apart from Earlswood & Whitebushes.*

There is no Sessional Pre-School Playgroup provision available in the borough of Reigate and Banstead.

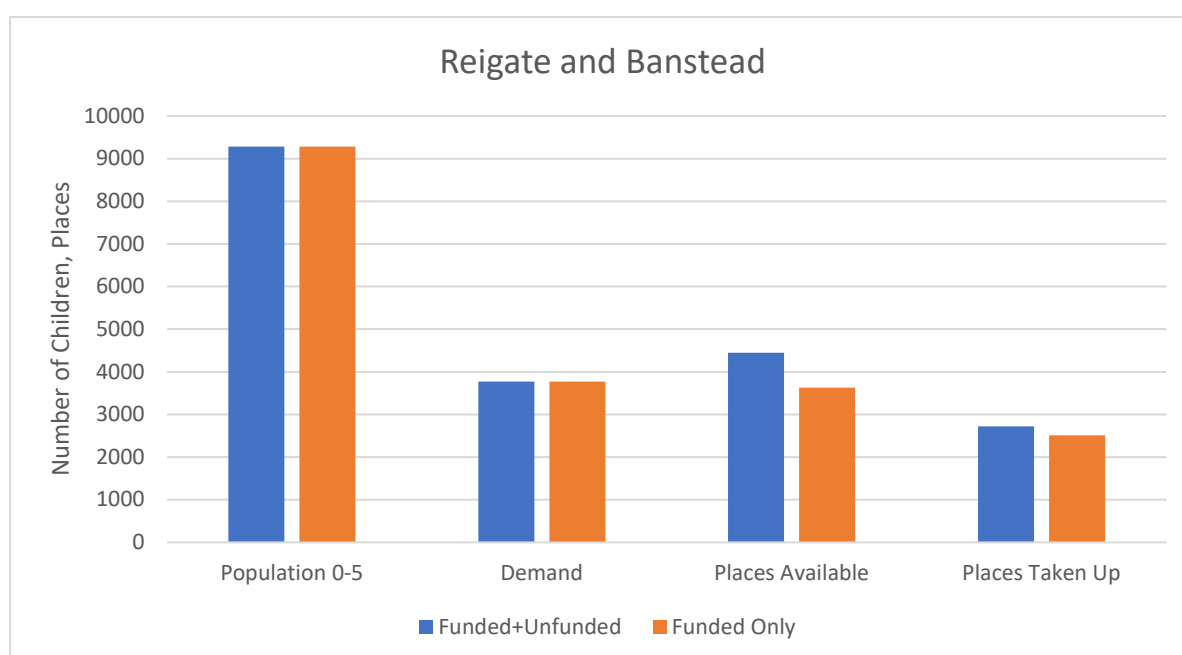
Wards with the highest number of group providers are Reigate, Banstead Village, Lower Kingswood, Tadworth & Walton, Earlswood & Whitebushes, Horley Central &

South, and Nork. Wards with the least number of group providers are Tattenham Corner & Preston and Redhill West & Wray Common.*

Wards with the highest number of funded childminders are Hooley, Merstham & Netherne, Redhill West & Wray Common, Earlswood & Whitebushes, and Nork. Wards with the least number of funded childminders are Banstead Village, Chipstead, Hooley & Woodmansterne, Horley Central & South, and Reigate.*

**When considering the number of providers in a ward, it may be that some early years provision was closed at census and therefore does not appear in these figures.*

Number of funded and unfunded places in Reigate and Banstead

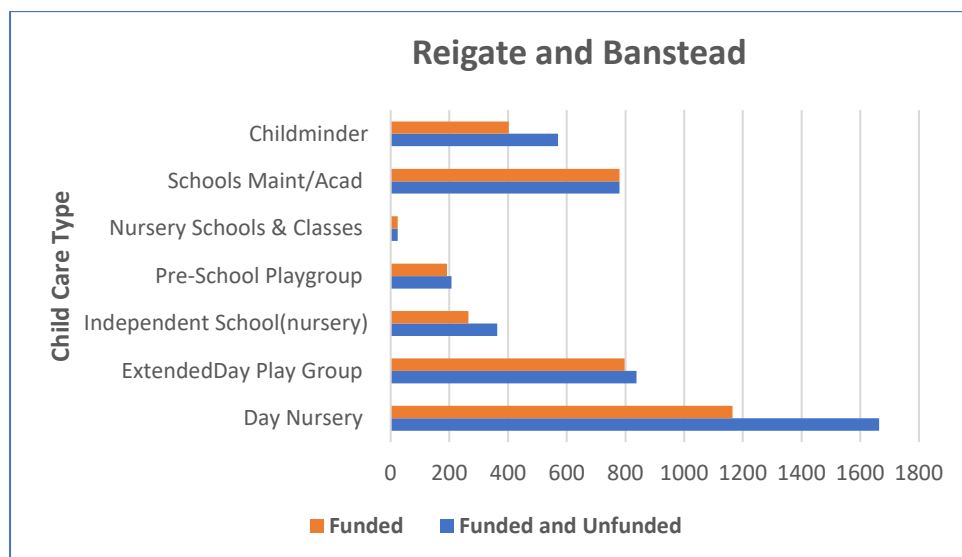


Reigate and Banstead	Funded and Unfunded Childcare Places	Funded Only Childcare Places
Population 0-5	9283	9283
Demand	3771	3771
Places Available	4445	3625
Places Taken Up	2723	2509
Occupancy Rate	61%	69%

The Borough of Reigate and Banstead has the highest number of under 5s in Surrey. The overall density rate of funded and unfunded childcare places in Reigate and Banstead is 48%. This means for every 100 children aged under five years, there are 48 childcare places available. This is an increase of 5% since 2019/2020 when the density rate was 43% or 43 funded and unfunded childcare places available for every 100 children aged under five years.

The occupancy of childcare places across Reigate and Banstead is reported to be not busy for funded and unfunded childcare places and not busy for funded only childcare places. This shows a decrease in occupancy of funded and unfunded childcare places of 8% and a decrease of 20% for funded only places since 2019/2020.

Childcare services offered in Reigate and Banstead by type



Childcare Type	Funded and Unfunded	Funded Only
Childminder	570	402
Maintained and Academy Schools	780	780
Nursery Schools and Nursery Class	24	24
Pre-School Playgroup	207	192
Independent School (nursery unit)	363	265
Extended Day Play Group	837	797
Day Nursery	1664	1165

When compared to the Childcare Sufficiency Assessment carried out in 2019/2020 the following increases and decreases of childcare places have been reported in the Borough of Reigate and Banstead:

Day nurseries remain the most used childcare provision in Reigate and Banstead providing funded and unfunded places for 1664 children. This is an increase in funded and unfunded places of 14% (205 places).

There has been a decrease in the number of funded and unfunded places provided by Extended Day Playgroups of 4% (35 places).

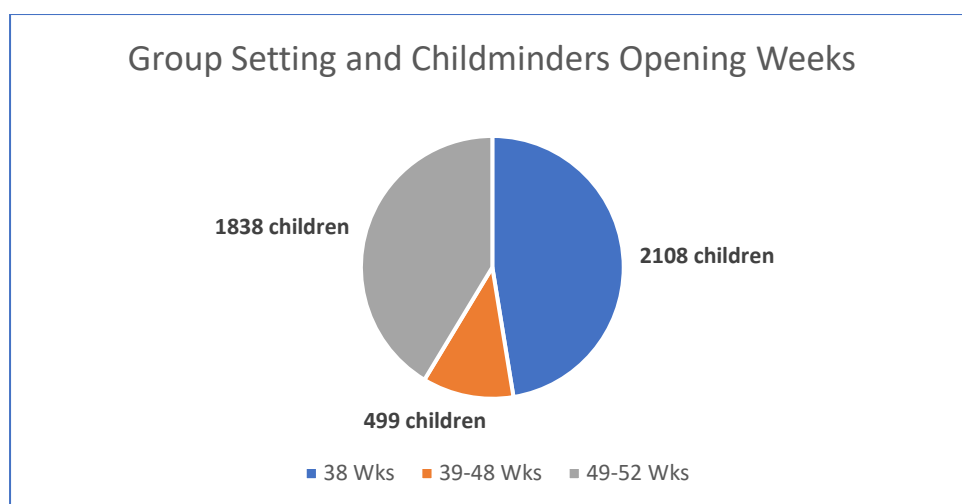
The number of funded and unfunded places provided by Independent Schools has increased by 28% (79 places).

There has been a decrease of funded and unfunded places provided by Pre-School Playgroups of 21% (54 places).

The number of funded and unfunded places provided by childminders has also decreased by 3% (17 places).

Overall, since 2019/2020, there has been an increase in funded and unfunded childcare places of 11% (438 places). There is an increase of funded places within the overall number of childcare places being offered in Reigate and Banstead of 23% (666 places). This is mainly in the full day care sector and maintained/academy schools.

Number of weeks open – group providers and childminders



Number of weeks provider is open	Number of children
38 weeks	2108
39 – 48 weeks	499
49 – 52 weeks	1838

The Early Years Census 2021 reported that 2108 children accessed childcare which was open for 38 weeks of the year (term time provision). This represents the most used childcare provision in Reigate and Banstead. This is followed by 1838 children attending childcare provision open for 49 – 52 weeks of the year, which would typically be a day care provision. A further 499 children were attending a childcare provider open between 39 – 48 weeks of the year. This is more likely to be provision offered by a childminder.

Borough of Runnymede

The Borough of Runnymede is located in the North West of Surrey bordering other Surrey boroughs including Spelthorne, Woking, Elmbridge and Surrey Heath and the Royal Borough of Windsor and Maidenhead in Berkshire.

Runnymede has 14 wards including Chertsey, Addlestone, Englefield Green, Thorpe, Virginia Water and Lyne and Longcross. Covering an area of 30.1 square miles with a population of 88,000 people, it is one of Surrey's smaller boroughs.

Wards in the Borough of Runnymede:

- Addlestone South
- Addlestone North
- Chertsey Riverside
- Chertsey St Ann's
- Longcross, Lyne & Chertsey South
- Egham Hythe
- Egham Town
- Englefield Green East
- Englefield Green West
- Ottershaw
- New Hay
- Thorpe
- Virginia Water
- Woodham & Rowtown

The wards in Runnymede with the most children eligible for FEET are Egham Hythe, Addlestone North, Longcross Lyne & Chertsey South, Chertsey Riverside and Englefield Green West. Wards with the least number of children eligible for FEET are Englefield Green East and Woodham & Rowtown.

The wards with the highest number of children under 5 years of age and the greatest demand are Addlestone North, Chertsey Riverside and Egham Hythe. Wards with the least number of children under 5 years of age and the least demand are Englefield Green East, Woodham & Rowtown and Englefield Green West.

The highest number of full day care places are offered in the wards of Ottershaw, Addlestone North, Egham Town and Englefield Green West.*

There is extended day playgroup provision in all wards in Runnymede apart from Addlestone South, Chertsey Riverside, Chertsey St Ann's, Egham Hythe and Woodham & Rowtown.*

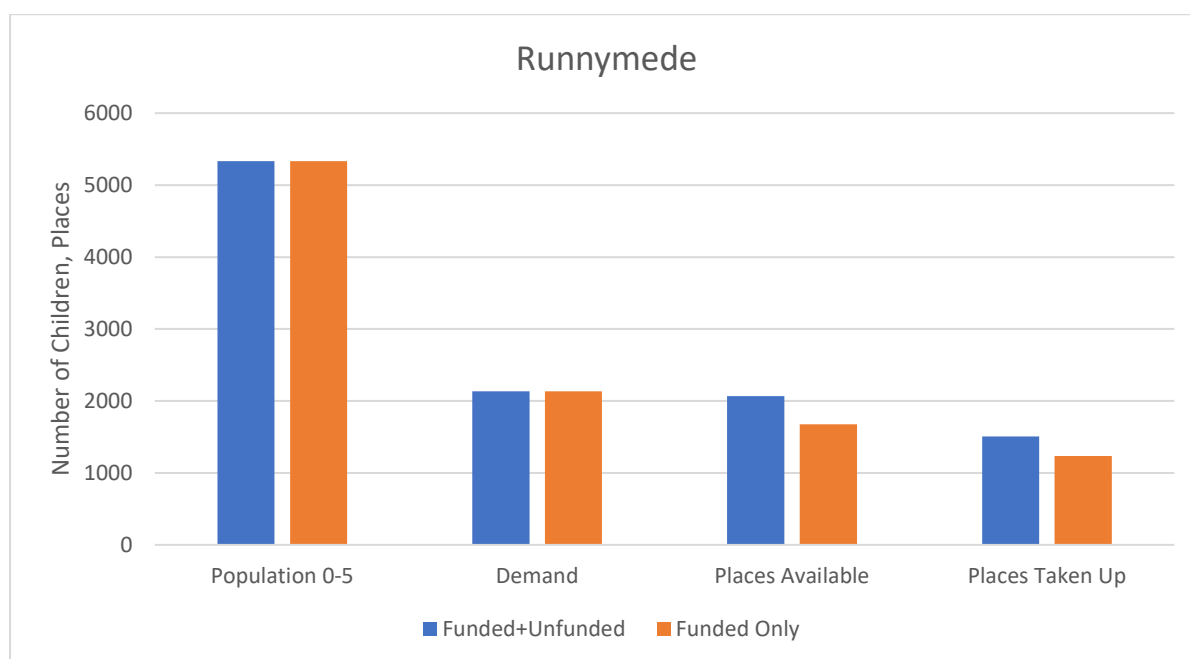
There is no Sessional Pre-School Playgroup provision available in the borough of Runnymede.*

Wards with the highest number of group providers are Ottershaw, Addlestone North, Egham Town and Englefield Green West. Wards with the least number of group providers are Addlestone South and Chertsey St Ann's.*

Wards with the highest number of funded childminders are New Haw and Egham Hythe. Wards with the least number of funded childminders are Chertsey Riverside, Chertsey St Ann’s, Egham Town and Englefield Green East.*

**When considering the number of providers in a ward, it may be that some early years provision was closed at census and therefore does not appear in these figures.*

Number of funded and unfunded places in Runnymede



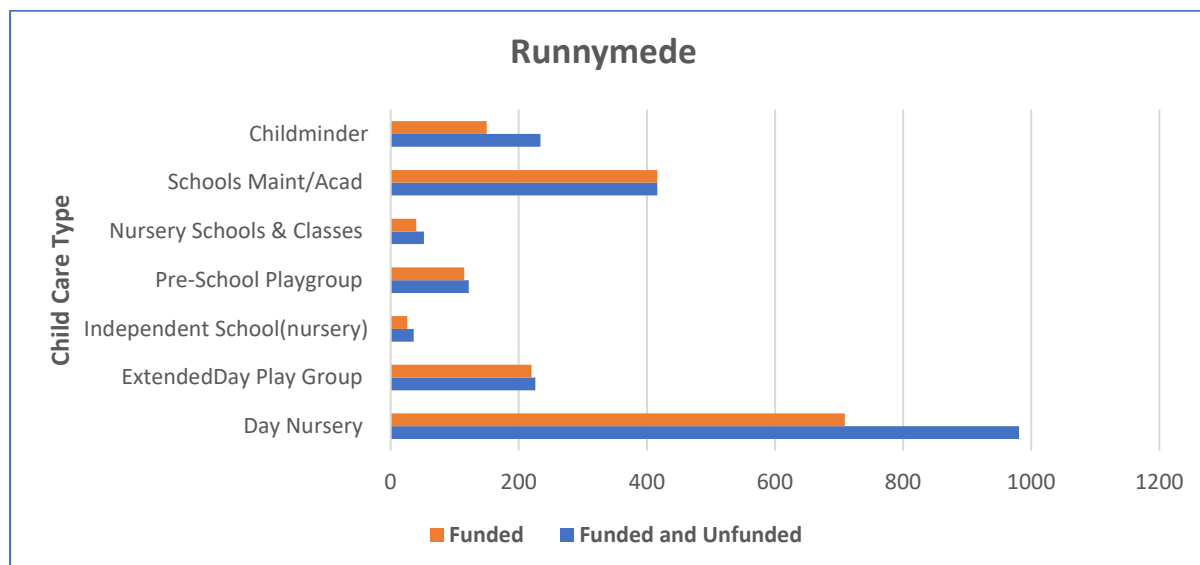
Runnymede	Funded and Unfunded Childcare Places	Funded Only Childcare Places
Population 0-5	5333	5333
Demand	2133	2133
Places Available	2067	1676
Places Taken Up	1507	1236
Occupancy Rate	73%	74%

The Borough of Runnymede has the seventh highest number of under 5s in Surrey. The overall density rate of funded and unfunded childcare places in Runnymede is 39%. This means for every 100 children aged under five years, there are 39 childcare places available. This is a decrease of 4% since 2019/2020 when the density rate was 43% or 43 funded and unfunded childcare places available for every 100 children aged under five years.

The occupancy of childcare places across Runnymede is reported to be healthy for funded and unfunded childcare places and healthy for funded only childcare places.

The occupancy of funded and unfunded childcare places has remained the same since 2019/2020, whereas the occupancy of funded places has decreased by 13%.

Childcare services offered in Runnymede by type



Childcare Type	Funded and Unfunded	Funded Only
Childminder	234	150
Maintained and Academy Schools	416	416
Nursery Schools and Nursery Class	52	40
Pre-School Playgroup	122	115
	36	26
Extended Day Play Group	226	220
Day Nursery	981	709

When compared to the Childcare Sufficiency Assessment carried out in 2019/2020 the following increases and decreases of childcare places have been reported in the Borough of Runnymede:

Day nurseries remain the most used childcare provision in Runnymede providing funded and unfunded places for 981 children. This is a decrease in funded and unfunded places of 4% (44 places).

There has been a slight increase in the number of funded and unfunded places provided by Extended Day Playgroups of 2% (5 places).

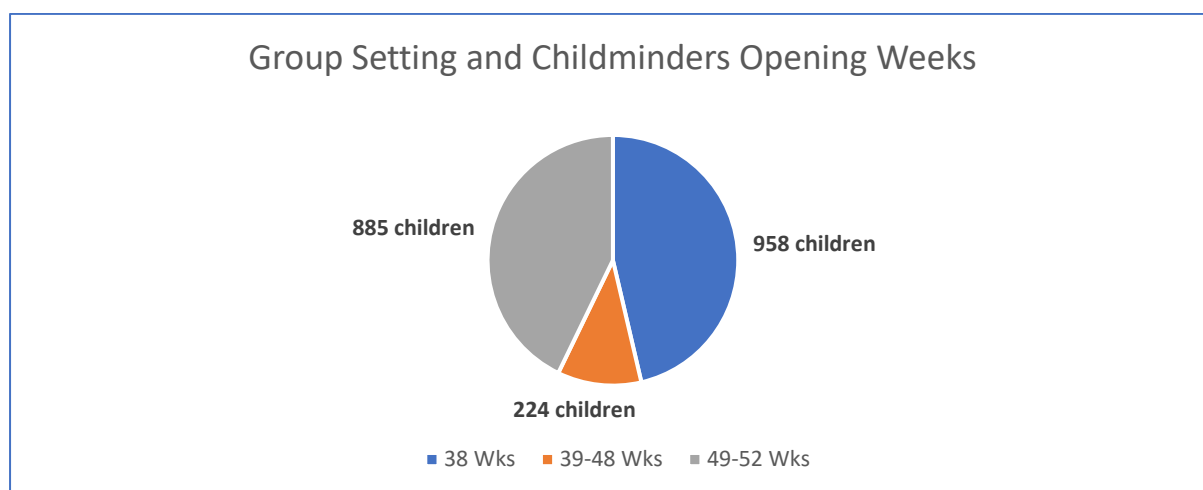
The number of funded and unfunded places provided by Independent Schools has remained the same.

There has been a decrease of funded and unfunded places provided by Pre-School Playgroups of 28% (48 places).

The number of funded and unfunded places provided by childminders has also decreased by 9% (23 places).

Overall, since 2019/2020, there has been a decrease in funded and unfunded childcare places of 9% (188 places). There is an increase of funded places within the overall number of childcare places being offered in Runnymede of 1% (10 places).

Number of weeks open – group providers and childminders



Number of weeks provider is open	Number of children
38 weeks	958
39 – 48 weeks	224
49 – 52 weeks	885

The Early Years Census 2021 reported that 958 children accessed childcare which was open for 38 weeks of the year (term time provision). This represents the most used childcare provision in Runnymede. This is followed by 885 children attending childcare provision open for 49 – 52 weeks of the year, which would typically be a day care provision. A further 224 children were attending a childcare provider open between 39 – 48 weeks of the year. This is more likely to be provision offered by a childminder.

Borough of Spelthorne

The Borough of Spelthorne is located in the north of Surrey, bordering the London Boroughs of Richmond Upon Thames, Hillingdon and Hounslow to the north east, Royal Borough of Windsor and Maidenhead and Slough to the west. Surrey borders include Elmbridge and Runnymede to the south of the borough.

Spelthorne has 13 wards including Sunbury Upon Thames, Stanwell, Ashford, Staines and Shepperton and covers an area of 19.7 square miles and has a population of 99,334 people (2018).

Wards in the Borough of Spelthorne:

- Ashford Common
- Ashford East
- Ashford North & Stanwell South
- Ashford Town
- Halliford & Sunbury West
- Laleham & Shepperton Green
- Riverside & Laleham
- Shepperton Town
- Staines
- Staines South
- Stanwell North
- Sunbury Common
- Sunbury East

The wards in Spelthorne with the most children eligible for FEET are Sunbury Common, Stanwell North, Ashford North & Stanwell South and Laleham & Shepperton Green. Wards with the least number of children eligible for FEET are Riverside & Laleham, Halliford & Sunbury West, Shepperton Town and Sunbury East. It should be noted that all wards across Spelthorne have higher numbers of children eligible for FEET.

The wards with the highest number of children under 5 years of age and the greatest demand are Ashford North and Stanwell South, Staines and Stanwell North. Wards with the least number of children under 5 years of age and the least demand are Halliford & Sunbury West, Riverside & Laleham and Shepperton Town.

The highest number of full day care places are offered in the wards of Staines, Ashford East, Laleham & Shepperton Green, Shepperton Town, Staines South and Sunbury East.*

There is extended day playgroup provision in all wards in Spelthorne apart from Riverside & Laleham.*

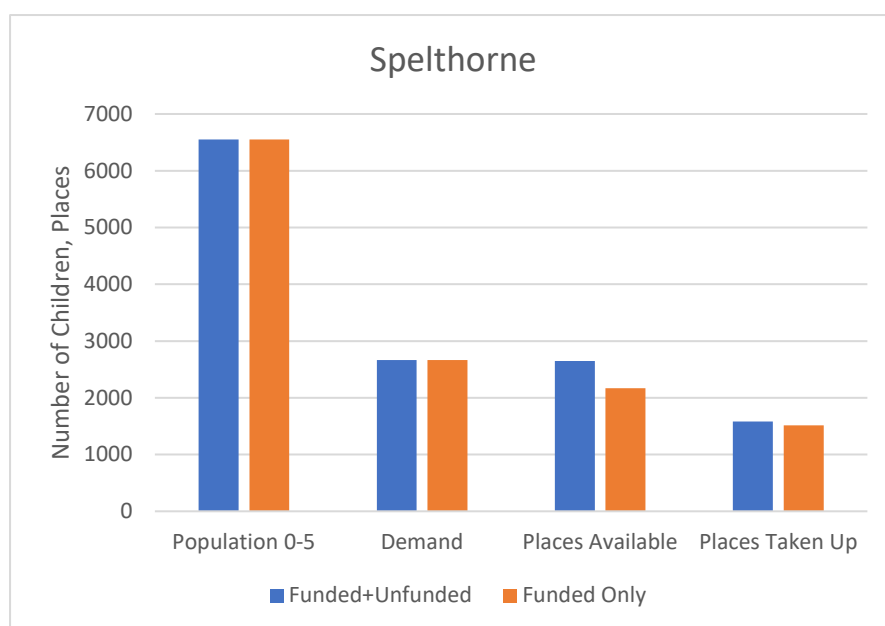
Sessional Pre-School Playgroup provision is available in four wards which are Laleham & Shepperton Green, Riverside & Laleham, Shepperton Town and Staines.*

Wards with the highest number of group providers are Staines, Shepperton Town and Laleham & Shepperton Green. The ward with the least number of group providers is Sunbury Common.*

Wards with the highest number of funded childminders are Staines South, Shepperton Town and Ashford East. Wards with the least number of funded childminders are Halliford & Sunbury West, Stanwell North and Sunbury East.*

**When considering the number of providers in a ward, it may be that some early years provision was closed at census and therefore does not appear in these figures.*

Number of funded and unfunded places in Spelthorne

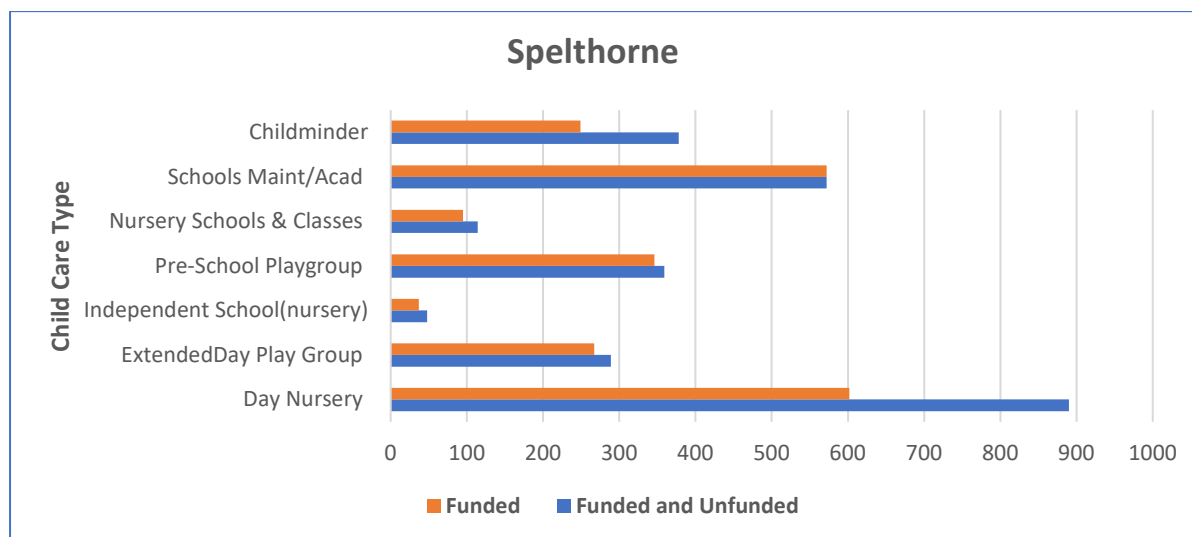


Spelthorne	Funded and Unfunded Childcare Places	Funded Only Childcare Places
Population 0-5	6553	6553
Demand	2667	2667
Places Available	2650	2168
Places Taken Up	1584	1514
Occupancy Rate	60%	70%

The Borough of Spelthorne has the fifth highest number of under 5s in Surrey. The overall density rate of funded and unfunded childcare places in Spelthorne is 40%. This means for every 100 children aged under five years, there are 40 childcare places available. This is an increase of 3% since 2019/2020 when the density rate was 37% or 37 funded and unfunded childcare places available for every 100 children aged under five years.

The occupancy of childcare places across Spelthorne is reported to be not busy for funded and unfunded childcare places and not busy for funded only childcare places. This shows a decrease in occupancy of funded and unfunded childcare places of 12% and a decrease of 15% for funded only places since 2019/2020.

Childcare services offered in Spelthorne by type



Childcare Type	Funded and Unfunded	Funded Only
Childminder	378	249
Schools Maint/Acad	572	572
Nursery Schools and Nursery Class	114	95
Pre-School Playgroup	359	346
Independent School (nursery unit)	48	37
Extended Day Play Group	289	267
Day Nursery	890	602

When compared to the Childcare Sufficiency Assessment carried out in 2019/2020 the following increases and decreases of childcare places have been reported in the Borough of Spelthorne:

Day nurseries remain the most used childcare provision in Spelthorne providing funded and unfunded places for 890 children. This is a slight increase in funded and unfunded places of 1% (7 places).

There has been a decrease in the number of funded and unfunded places provided by Extended Day Playgroups of 9% (30 places).

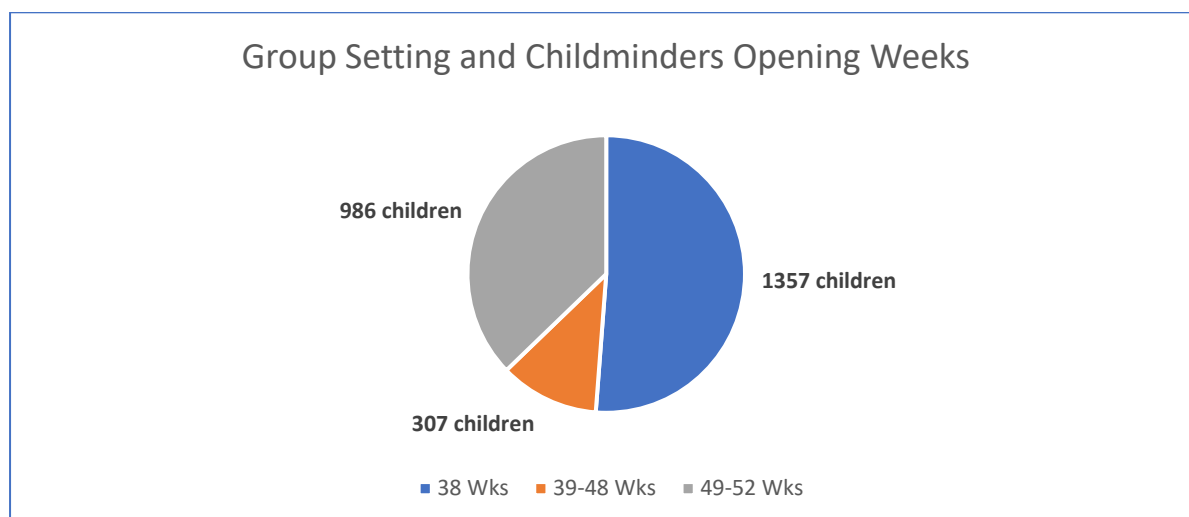
The number of funded and unfunded places provided by Independent Schools has remained the same.

There has been a decrease of funded and unfunded places provided by Pre-School Playgroups of 5% (20 places).

The number of funded and unfunded places provided by childminders has also decreased by 3% (13 places).

Overall, since 2019/2020, there has been an increase in funded and unfunded childcare places of 6% (152 places). There is an increase of funded places within the overall number of childcare places being offered in Spelthorne of 16% (281 places), This increase is mainly in the full day care sector and maintained/academy schools.

Number of weeks open – group providers and childminders



Number of weeks provider is open	Number of children
38 weeks	1357
39 – 48 weeks	307
49 – 52 weeks	986

The Early Years Census 2021 reported that 1357 children accessed childcare which was open for 38 weeks of the year (term time provision). This represents the most used childcare provision in Spelthorne. This is followed by 986 children attending childcare provision open for 49 – 52 weeks of the year, which would typically be a day care provision. A further 307 children were attending a childcare provider open between 39 – 48 weeks of the year. This is more likely to be provision offered by a childminder.

Borough of Surrey Heath

The Borough of Surrey Heath is located in North West of Surrey, bordering Hampshire and Berkshire and the Surrey boroughs of Woking and Runnymede, with 16 wards including Bagshot, Old Dean and Windlesham.

Surrey Heath covers an area of 36.7 square miles with a population of 88.874 (2018).

Wards in the Borough of Surrey Heath:

- Bagshot
- Bisley & West End
- Frimley
- Frimley Green
- Heatherside
- Lightwater
- Mytchett & Deepcut
- Old Dean
- Parkside
- St Michaels
- St Pauls
- Watchetts
- Windlesham & Chobham

The wards in Surrey Heath with the most children eligible for FEET are Old Dean, St Michaels, Bisley & West End and Mytchett & Deepcut. Wards with the least number of children eligible for FEET are Heatherside and St Pauls.

The wards with the highest number of children under 5 years of age and the greatest demand are St Michaels, Bagshot, Mytchett & Deepcut and Windlesham & Chobham. Wards with the least number of children under 5 years of age and the least demand are St Pauls, Parkside, Heatherside and Lightwater.

The highest number of full day care places are offered in the wards of Windlesham & Chobham, Frimley Green, Heatherside and St Michaels.*

There is extended day playgroup provision in all wards in Surrey Heath apart from Heatherside, Old Dean, St Michaels and St Pauls.*

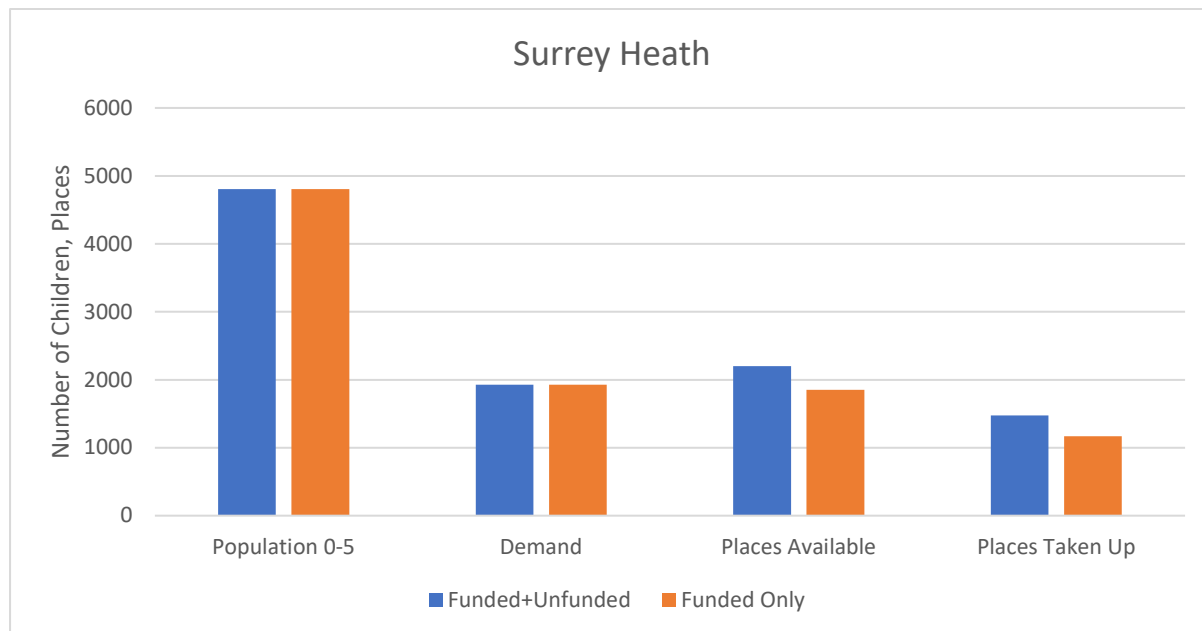
Sessional Pre-School Playgroup provision is available in two wards which are Windlesham & Chobham and St Pauls.*

Wards with the highest number of group providers are Windlesham & Chobham, Bagshot and Lightwater. The ward with the least number of group providers is Old Dean.*

Wards with the highest number of funded childminders are Lightwater, Parkside and Windlesham & Chobham. Wards with the least number of funded childminders are Bagshot and Old Dean.*

**When considering the number of providers in a ward, it may be that some early years provision was closed at census and therefore does not appear in these figures.*

Number of funded and unfunded places in Surrey Heath

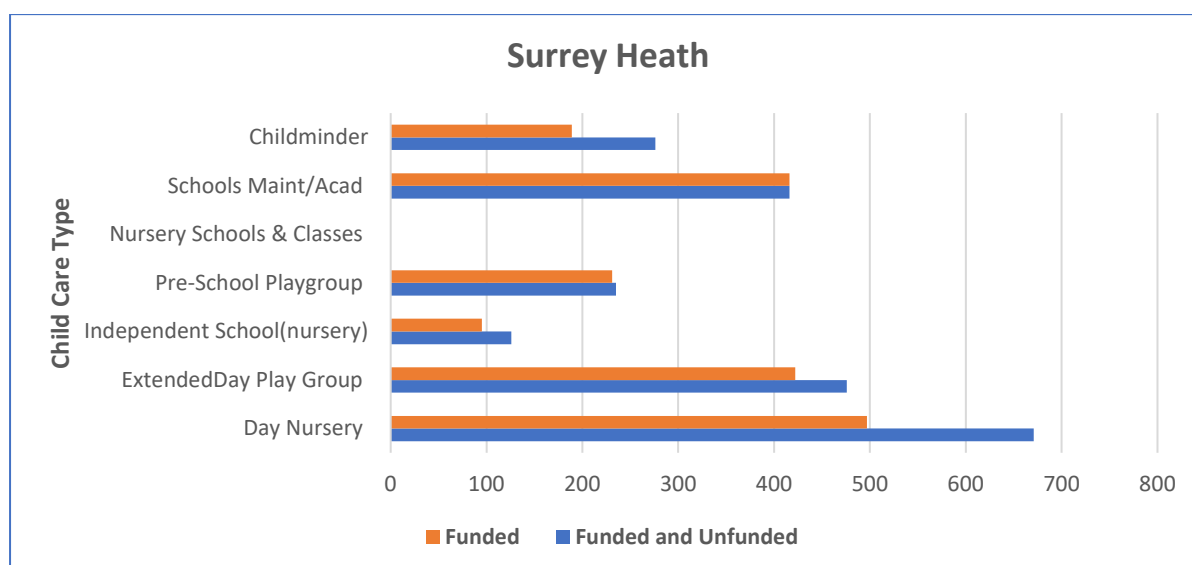


Surrey Heath	Funded and Unfunded Childcare Places	Funded Only Childcare Places
Population 0-5	4805	4805
Demand	1929	1929
Places Available	2200	1850
Places Taken Up	1473	1167
Occupancy Rate	67%	63%

The Borough of Surrey Heath has the tenth highest number of under 5s in Surrey. The overall density rate of funded and unfunded childcare places in Spelthorne is 46%. This means for every 100 children aged under five years, there are 46 childcare places available. This is a decrease of 6% since 2019/2020 when the density rate was 52% or 52 funded and unfunded childcare places available for every 100 children aged under five years.

The occupancy of childcare places across Surrey Heath is reported to be not busy for funded and unfunded childcare places and not busy for funded only childcare places. This shows a decrease in occupancy of funded and unfunded childcare places of 5% and a decrease of 12% for funded only places since 2019/2020.

Childcare services offered in Surrey Heath by type



Childcare Type	Funded and Unfunded	Funded Only
Childminder	276	189
Maintained and Academy Schools	416	416
Nursery Schools and Nursery Class	0	0
Pre-School Playgroup	235	231
Independent School (nursery unit)	126	95
Extended Day Play Group	476	422
Day Nursery	671	497

When compared to the Childcare Sufficiency Assessment carried out in 2019/2020 the following increases and decreases of childcare places have been reported in the Borough of Surrey Heath:

Day nurseries remain the most used childcare provision in Surrey Heath providing funded and unfunded places for 671 children. This is a decrease in funded and unfunded places of 18% (142 places).

There has been an increase in the number of funded and unfunded places provided by Extended Day Playgroups of 21% (84 places).

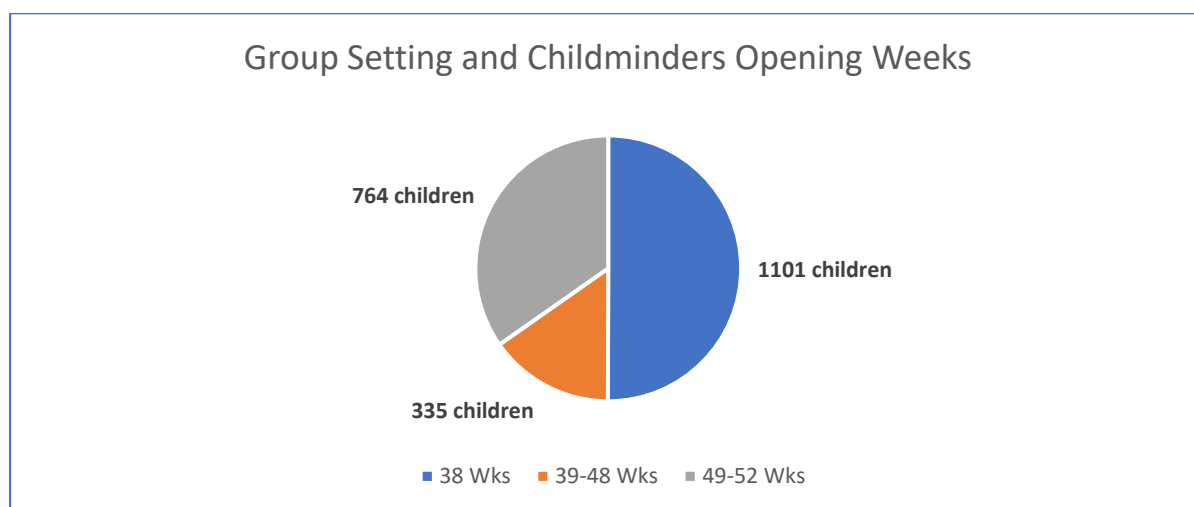
The number of funded and unfunded places provided by Independent Schools has decreased by 17% (26 places).

There has been a decrease of funded and unfunded places provided by Pre-School Playgroups of 27% (85 places).

The number of funded and unfunded places provided by childminders has also decreased by 23% (80 places).

Overall, since 2019/2020, there has been a decrease in funded and unfunded childcare places of 10% (249 places). There is a decrease of funded places within the overall number of childcare places being offered in Surrey Heath of 2% (34 places).

Number of weeks open – group settings and childminders



Number of weeks provider is open	Number of children
38 weeks	1101
39 – 48 weeks	335
49 – 52 weeks	764

The Early Years Census 2021 reported that 1101 children accessed childcare which was open for 38 weeks of the year (term time provision). This represents the most used childcare provision in Surrey Heath. This is followed by 764 children attending childcare provision open for 49 – 52 weeks of the year, which would typically be a day care provision. A further 335 children were attending a childcare provider open between 39 – 48 weeks of the year. This is more likely to be provision offered by a childminder.

Borough of Tandridge

The Borough of Tandridge is located in the East of Surrey, bordering the London Boroughs of Croydon to the north and Bromley to the north east, Sevenoaks in Kent, Crawley in West Sussex and Wealden in East Sussex and Reigate and Banstead in Surrey.

The borough covers an area of 95.8 square miles with a population of 87,496 people (2018).

Wards in the Borough of Tandridge:

- Chaldon
- Dormansland & Felcourt
- Felbridge
- Godstone
- Harestone
- Limpsfield
- Lingfield & Crowhurst
- Oxted North & Tandridge
- Oxted South
- Portley
- Queens Park
- Tatsfield & Titsey
- Valley
- Warlingham East & Chelsham & Farleigh
- Warlingham West
- Westway
- Whyteleafe
- Woldingham
- Bletchingley & Nutfield
- Burstow, Horne & Outwood

The wards in Tandridge with the most children eligible for FEET are Whyteleafe, Valley, Bletchingley & Nutfield and Godstone. Wards with the least number of children eligible for FEET are Chaldon, Woldingham, Dormansland & Felcourt, Felbridge and Tatsfield & Titsey.

The wards with the highest number of children under 5 years of age and the greatest demand are Whyteleafe, Oxted South, Godstone, Valley, Westway and Bletchingley & Nutfield. Wards with the least number of children under 5 years of age and the least demand are Chaldon, Felbridge, Tatsfield & Titsey and Woldingham.

The highest number of full day care places are offered in the wards of Oxted North & Tandridge and Queens Park.*

There is extended day playgroup provision in all wards in Tandridge apart from Godstone, Harestone, Limpsfield, Portley and Queens Park.*

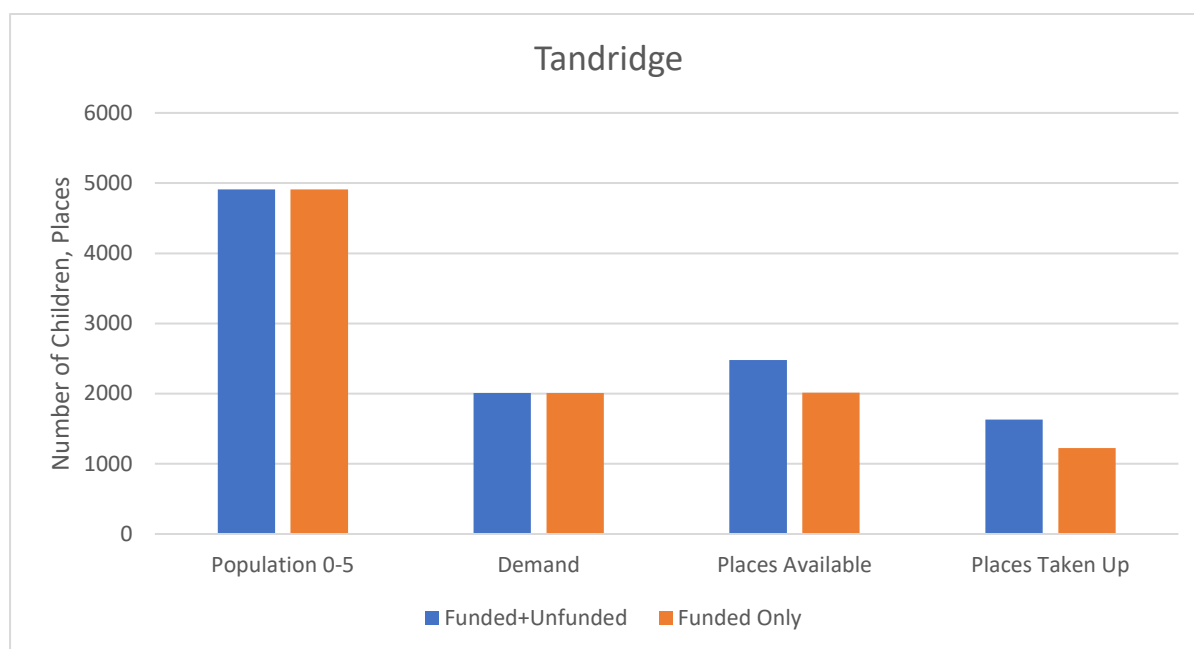
There is no Sessional Pre-School Playgroup provision available in the borough of Tandridge.

Wards with the highest number of group providers are Oxted North & Tandridge and Bletchingley & Nutfield. Wards with the least number of group providers are Chaldon, Felbridge, Godstone, Harestone, Limpsfield, Portley, Valley, Warlingham East & Chelsham & Farleigh, Warlingham West, Whyteleafe and Woldingham.*

Wards with the highest number of funded childminders are Godstone, Portley, Lingfield & Crowhurst and Oxted North & Tandridge. Wards with the least number of funded childminders are Chaldon, Dormansland & Felcourt, Felbridge, Tatsfield & Titsey and Woldingham.*

**When considering the number of providers in a ward, it may be that some early years provision was closed at census and therefore does not appear in these figures.*

Number of funded and unfunded places in Tandridge



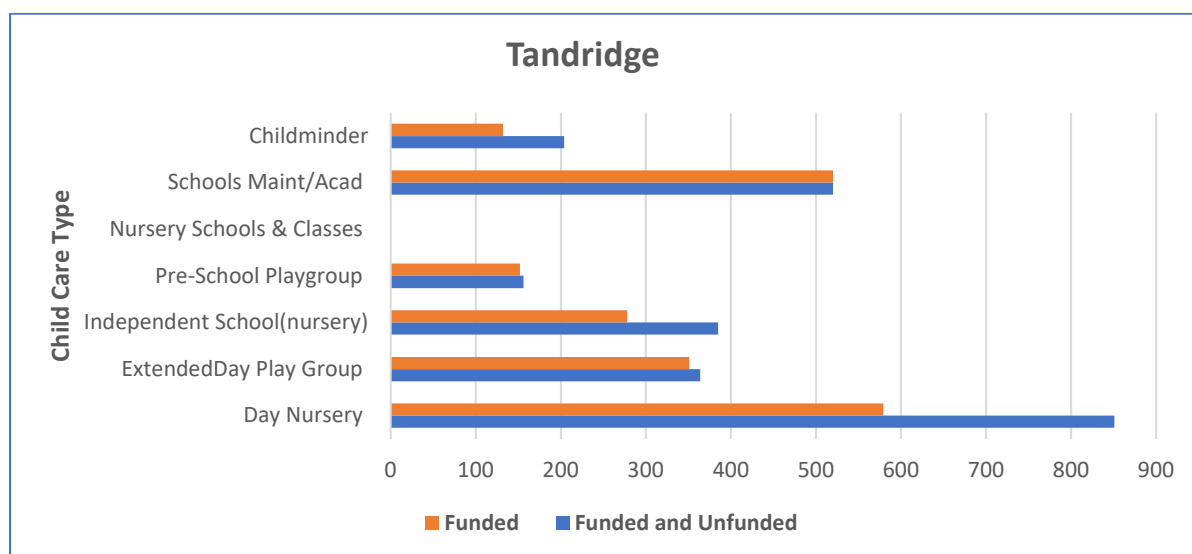
Tandridge	Funded and Unfunded Childcare Places	Funded Only Childcare Places
Population 0-5	4911	4911
Demand	2007	2007
Places Available	2480	2012
Places Taken Up	1632	1225
Occupancy Rate	66%	61%

The Borough of Tandridge has the ninth highest number of under 5s in Surrey. The overall density rate of funded and unfunded childcare places in Tandridge is 51%.

This means for every 100 children aged under five years, there are 51 childcare places available. This is a decrease of 3% since 2019/2020 when the density rate was 54% or 54 funded and unfunded childcare places available for every 100 children aged under five years.

The occupancy of childcare places across Tandridge is reported to be not busy for funded and unfunded childcare places and not busy for funded only childcare places. This shows a decrease in occupancy of funded and unfunded childcare places of 3% and a decrease of 7% for funded only places since 2019/2020.

Childcare services offered in Tandridge by type



Childcare Type	Funded and Unfunded	Funded Only
Childminder	204	132
Maintained and Academy Schools	520	520
Nursery Schools and Nursery Class	0	0
Pre-School Playgroup	156	152
Independent School (nursery unit)	385	278
Extended Day Play Group	364	351
Day Nursery	851	579

When compared to the Childcare Sufficiency Assessment carried out in 2019/2020 the following increases and decreases of childcare places have been reported in the Borough of Tandridge:

Day nurseries remain the most used childcare provision in Tandridge providing funded and unfunded places for 851 children. This is a slight increase in funded and unfunded places of 2% (19 places).

There has been an increase in the number of funded and unfunded places provided by Extended Day Playgroups of 7% (27 places).

The number of funded and unfunded places provided by Independent Schools has decreased by 19% (90 places).

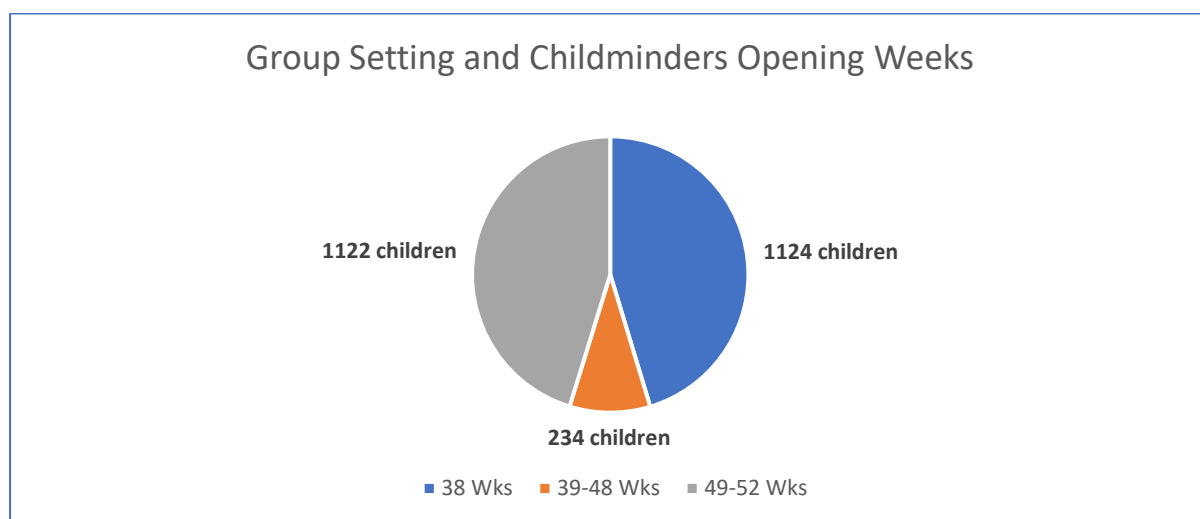
There has been a decrease of funded and unfunded places provided by Pre-School Playgroups of 44% (123 places).

The number of funded and unfunded places provided by childminders has also decreased by 15% (36 places).

Overall, since 2019/2020, there has been a decrease in funded and unfunded childcare places of 7% (179 places). There is a decrease of funded places within the overall number of childcare places being offered in Tandridge of 4% (79 places).

The decrease of funded and unfunded places in Tandridge has been offset to some extent by Maintained and Academy Schools, where there has been an increase of 18% (79 places).

Number of weeks open – group providers and childminders



Number of weeks provider is open	Number of children
38 weeks	1124
39 – 48 weeks	234
49 – 52 weeks	1122

The Early Years Census 2021 reported that 1124 children accessed childcare which was open for 38 weeks of the year (term time provision). This is closely followed by 1122 children attending childcare provision open for 49 – 52 weeks of the year, which would typically be a day care provision. A further 234 children were attending a childcare provider open between 39 – 48 weeks of the year. This is more likely to be provision offered by a childminder. There is an equal split of children accessing term time provision and day care provision in this borough.

Borough of Waverley

The Borough of Waverley is located in the south west of Surrey, bordering Hampshire to the West, Chichester and Horsham in West Sussex and Guildford and Mole Valley in Surrey.

Waverley is the largest borough in Surrey with wards including Godalming, Farnham, Chiddingfold, Cranleigh, Haslemere and Ewhurst. It covers an area of 133.3 square miles with a population of 125,610 people (2018).

Wards in the Borough of Waverley:

- Alfold, Cranleigh Rural & Ellens Green
- Blackheath & Wonersh
- Bramley, Busbridge & Hascombe
- Chiddingfold & Dunsfold
- Cranleigh East
- Cranleigh West
- Elstead & Thursley
- Ewhurst
- Farnham Bourne
- Farnham Castle
- Farnham Firgrove
- Farnham Hale & Heath End
- Farnham Moor Park
- Farnham Shortheath & Boundstone
- Farnham Upper Vale
- Farham Weybourne & Badshot Lea
- Farnham Wrecclesham & Rowledge
- Frensham, Dockenfield & Tilford
- Godalming Binscombe
- Godalming Central & Ockford
- Godalming Charterhouse
- Godalming Farncombe & Catteshall
- Godalming Holloway
- Haslemere, Critchmere & Shottermill
- Haslemere East & Grayswood
- Hindhead
- Milford
- Shamley Green & Cranleigh North
- Witley & Hambledon

The wards in Waverley with the most children eligible for FEET are Godalming, Farncombe & Catteshall, Haslemere Critchmere & Shottermill, Godalming

Binscombe, Cranleigh East, Farnham Moor Park, Farnham Wrecclesham and Rowledge and Milford. Wards with the least number of children eligible for FEET are Blackheath & Wonersh and Godalming Holloway.

The wards with the highest number of children under 5 years of age and the greatest demand are Godalming Central & Ockford, Godalming Farncombe & Catteshall, Haslemere Critchmere & Shottermill. Wards with the least number of children under 5 years of age and the least demand are Shamley Green and Cranleigh North, Blackheath & Wonersh, Ewhurst and Alfold Cranleigh Rural & Ellens Green.

The highest number of full day care places are offered in the wards of Godalming Farncombe & Catteshall, Elstead & Thursley, Farnham Moor Park and Haslemere Critchmere & Shottermill.*

There is extended day playgroup provision in all wards in Waverley apart from Alfold Cranleigh Rural & Ellens Green, Farnham Hale & Heath End, Farnham Shortheath & Boundstone, Godalming Binscombe, Godalming Charterhouse, Godalming Farncombe & Catteshall and Godalming Holloway.*

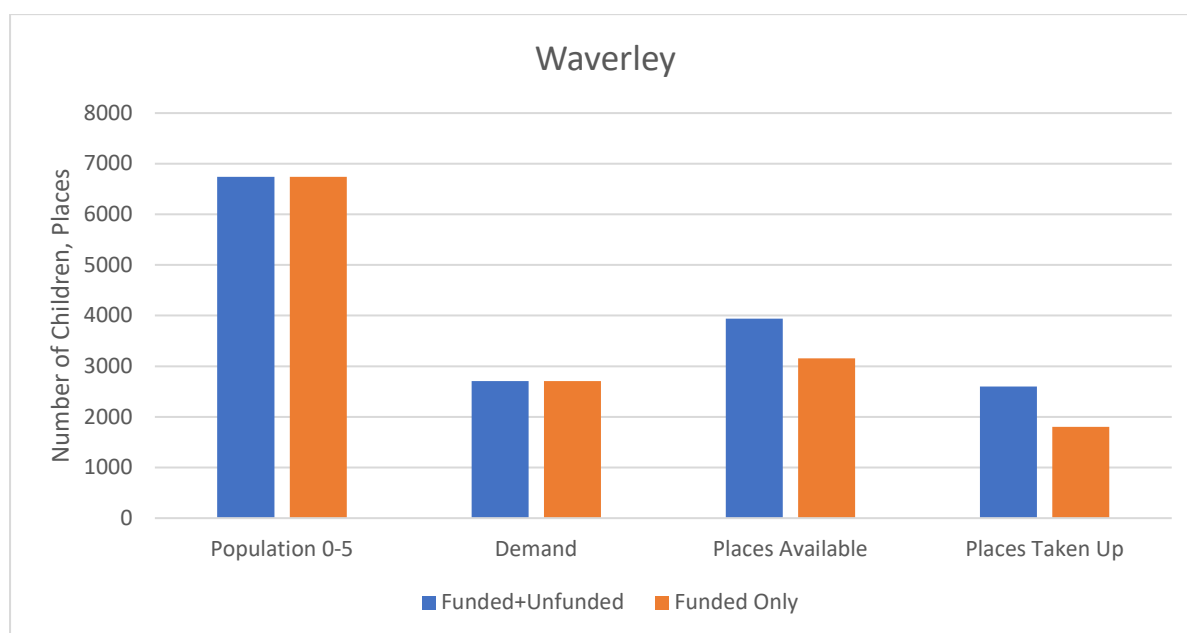
Sessional Pre-School Playgroup provision is available in one ward which is Godalming Holloway.*

Wards with the highest number of group providers are Haslemere East & Grayswood, Godalming Farncombe & Catteshall, Elstead & Thursley, Farnham Moor Park, Farnham Weybourne & Badshot Lea, Godalming Central & Ockford, Haslemere Critchmere & Shottermill. Wards with the least number of group providers are Godalming Charterhouse, Alfold Cranleigh Rural & Ellens Green, Blackheath & Wonersh, Farnham Castle, Farnham Hale & Heath End and Godalming Binscombe.*

Wards with the highest number of funded childminders are Blackheath & Wonersh, Farnham Firgrove, Farnham Weybourne & Badshot Lea, Hindhead, Ewhurst, Farnham Moor Park and Godalming Central & Ockford. Wards with the least number of funded childminders are Alfold Cranleigh Rural & Ellens Green, Farnham Bourne, Farnham Wrecclesham & Rowledge, Frensham Dockenfield & Tilford, Godalming Charterhouse, Godalming Holloway and Shamley Green & Cranleigh North.*

**When considering the number of providers in a ward, it may be that some early years provision was closed at census and therefore does not appear in these figures.*

Number of funded and unfunded places in Waverley

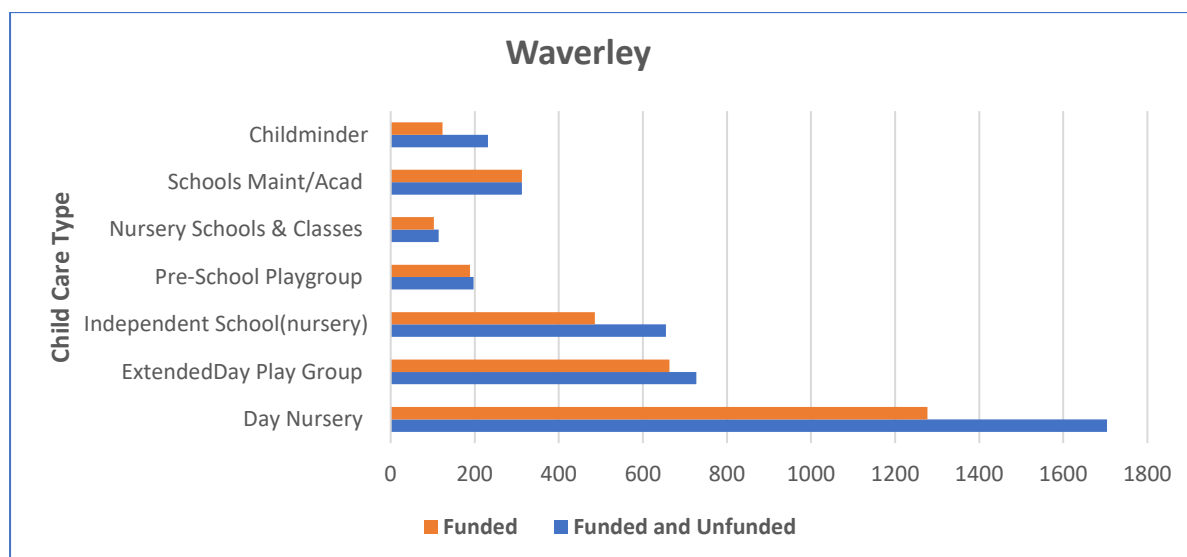


Waverley	Funded and Unfunded Childcare Places	Funded Only Childcare Places
Population 0-5	6740	6740
Demand	2709	2709
Places Available	3940	3153
Places Taken Up	2599	1802
Occupancy Rate	66%	57%

The Borough of Waverley has the fourth highest number of under 5s in Surrey. The overall density rate of funded and unfunded childcare places in Waverley is 59%. This means for every 100 children aged under five years, there are 59 childcare places available. This is a decrease of 4% since 2019/2020 when the density rate was 63% or 63 funded and unfunded childcare places available for every 100 children aged under five years.

The occupancy of childcare places across Waverley is reported to be not busy for funded and unfunded childcare places and not busy for funded only childcare places. This shows a decrease in occupancy of funded and unfunded childcare places of 4% and a decrease of 12% for funded only places since 2019/2020.

Childcare services offered in Waverley by type



Childcare Type	Funded and Unfunded	Funded Only
Childminder	231	123
Maintained and Academy Schools	312	312
Nursery Schools and Nursery Class	114	103
Pre-School Playgroup	197	189
Independent School (nursery unit)	655	486
Extended Day Play Group	727	663
Day Nursery	1704	1277

When compared to the Childcare Sufficiency Assessment carried out in 2019/2020 the following increases and decreases of childcare places have been reported in the Borough of Waverley:

Day nurseries remain the most used childcare provision in Waverley providing funded and unfunded places for 1704 children. This is an increase in funded and unfunded places of 8% (128 places).

There has been a decrease in the number of funded and unfunded places provided by Extended Day Playgroups of 10% (77 places).

The number of funded and unfunded places provided by Independent Schools has decreased by 41% (445 places).

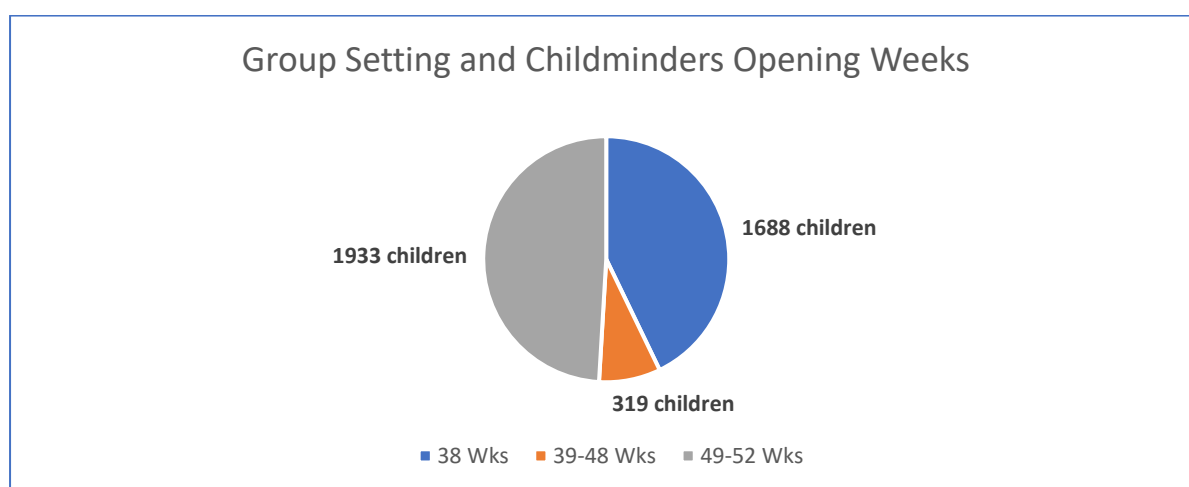
There has been an increase of funded and unfunded places provided by Pre-School Playgroups of 15% (25 places).

The number of funded and unfunded places provided by childminders has also decreased by 14% (29 places).

Overall, since 2019/2020, there has been a decrease in funded and unfunded childcare places of 8% (340 places). There is an increase of funded places within the overall number of childcare places being offered in Waverley of 3% (82 places).

The decrease of funded and unfunded places in Waverley has been in the independent school sector, see action plan, page 63.

Number of weeks open – group settings and childminders



Number of weeks provider is open	Number of children
38 weeks	1688
39 – 48 weeks	319
49 – 52 weeks	1933

The Early Years Census 2021 reported that 1933 children accessed childcare which was open for 49 - 52 weeks of the year. This represents the most used childcare provision in Waverley and would typically be day care provision. This is followed by 1688 children attending childcare provision open for 38 weeks of the year (term time provision). A further 319 children were attending a childcare provider open between 39 – 48 weeks of the year. This is more likely to be provision offered by a childminder.

Borough of Woking

The Borough of Woking is located in the West of Surrey, bordering Elmbridge, Guildford and Runnymede. Wards include Brookwood, Knaphill, Pyrford and Byfleet. It covers an area of 24.6 square miles and has a population of 62,796 people. (2018)

Wards in the Borough of Woking:

- Byfleet & West Byfleet
- Canalside
- Goldsworth Park
- Heathlands
- Hoe Valley
- Horsell
- Knaphill
- Mount Hermon
- Pyrford
- St John's

The wards in Woking with the most children eligible for FEET are Canalside, Hoe Valley, Goldsworth Park, Byfleet & West Byfleet and Mount Hermon. It should be noted that all wards in the borough of Woking have higher numbers of children eligible for FEET. Wards with the least number of children eligible for FEET are Horsell and Pyrford.

The wards with the highest number of children under 5 years of age and the greatest demand are Canalside, Mount Hermon, Byfleet & West Byfleet, Hoe Valley and Knaphill. Wards with the least number of children under 5 years of age and the least demand are Horsell, Pyrford and Heathlands. It should also be noted that numbers of children and demand across all wards in Woking is high.

The highest number of full day care places are offered in the wards of Byfleet & West Byfleet, Hoe Valley and Horsell.*

There is extended day playgroup provision in all wards in Woking apart from Byfleet & West Byfleet, Canalside, Goldsworth Park and Pyrford.*

Sessional Pre-School Playgroup provision is available in one ward which is Horsell.*

Wards with the highest number of group providers are Hoe Valley, Horsell, Heathlands, Knaphill and Mount Hermon. Wards with the least number of group providers are Canalside and Goldsworth Park.*

Wards with the highest number of funded childminders are Hoe Valley, Knaphill, Byfleet & West Byfleet and Heathlands. Wards with the least number of funded childminders are Goldsworth Park, Horsell and Mount Hermon.*

**When considering the number of providers in a ward, it may be that some early years provision was closed at census and therefore does not appear in these figures.*

Number of funded and unfunded places in Woking

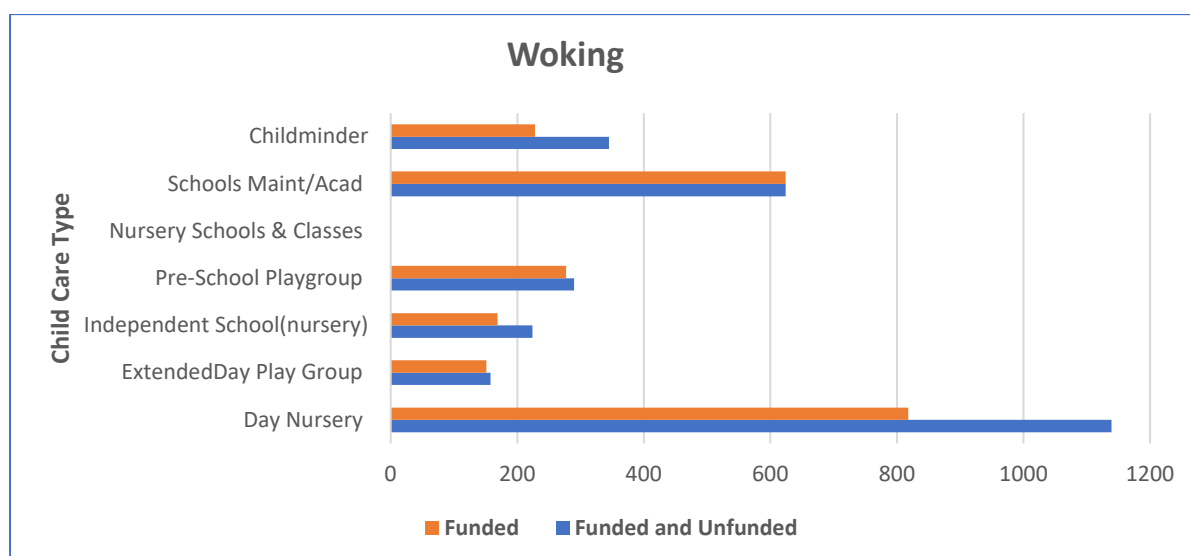


Woking	Funded and Unfunded Childcare Places	Funded Only Childcare Places
Population 0-5	6425	6425
Demand	2646	2646
Places Available	2780	2267
Places Taken Up	2106	1766
Occupancy Rate	76%	78%

The Borough of Woking has the sixth highest number of under 5s in Surrey. The overall density rate of funded and unfunded childcare places in Woking is 43%. This means for every 100 children aged under five years, there are 43 childcare places available. This is a decrease of 3% since 2019/2020 when the density rate was 46% or 46 funded and unfunded childcare places available for every 100 children aged under five years.

The occupancy of childcare places across Waverley is reported to be healthy for funded and unfunded childcare places and healthy for funded only childcare places. This shows an increase in occupancy of funded and unfunded childcare places of 3% and a decrease of 10% for funded only places since 2019/2020. Woking is the only borough which has seen an increase in occupancy of funded and unfunded childcare places in 2020/2021.

Childcare services offered in Woking by type



Childcare Type	Funded and Unfunded	Funded Only
Childminder	345	228
Maintained and Academy Schools	624	624
Nursery Schools and Nursery Class	0	0
Pre-School Playgroup	290	277
Independent School (nursery unit)	224	169
Extended Day Play Group	158	151
Day Nursery	1139	818

When compared to the Childcare Sufficiency Assessment carried out in 2019/2020 the following increases and decreases of childcare places have been reported in the Borough of Woking:

Day nurseries remain the most used childcare provision in Woking providing funded and unfunded places for 1139 children. This is a decrease in funded and unfunded places of 3% (29 places).

There has been a decrease in the number of funded and unfunded places provided by Extended Day Playgroups of 34% (81 places).

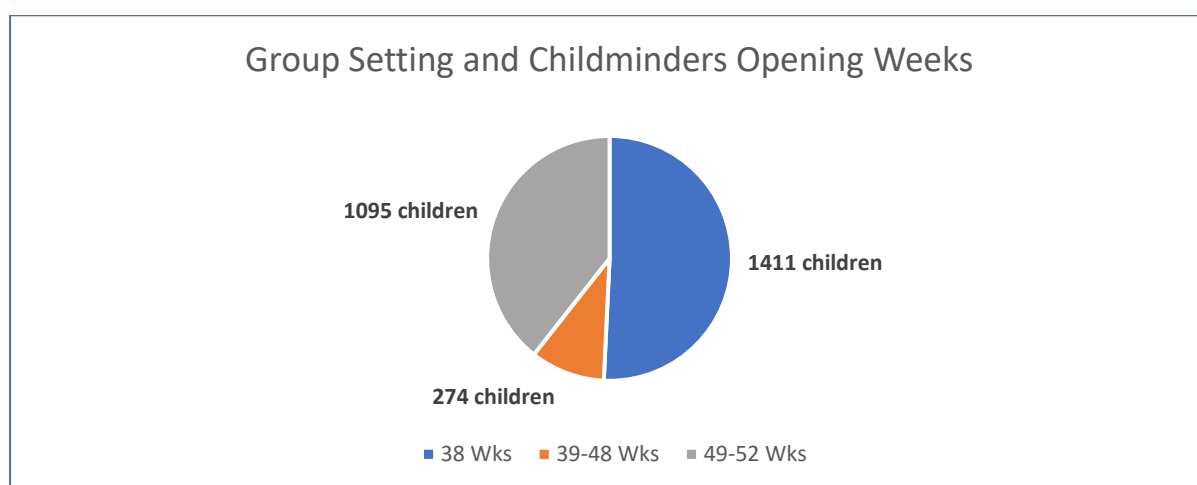
The number of funded and unfunded places provided by Independent Schools has decreased by 21% (58 places).

There has been an increase of funded and unfunded places provided by Pre-School Playgroups of 8% (21 places).

The number of funded and unfunded places provided by childminders has also decreased by 4% (14 places).

Overall, since 2019/2020, there has been a decrease in funded and unfunded childcare places of 6% (185 places). There is an increase of funded places within the overall number of childcare places being offered in Woking of 2% (39 places).

Number of weeks open – group providers and childminders



Number of weeks provider is open	Number of children
38 weeks	1411
39 – 48 weeks	274
49 – 52 weeks	1095

The Early Years Census 2021 reported that 1411 children accessed childcare which was open for 38 weeks of the year (term time provision). This represents the most used childcare provision in Woking. This is followed by 1095 children attending childcare provision open for 49 – 52 weeks of the year, which would typically be a day care provision. A further 274 children were attending a childcare provider open between 39 – 48 weeks of the year. This is more likely to be provision offered by a childminder.

Action plan for Childcare Sufficiency Assessment 2022/23

Action	By When
Investigate decrease in childcare places offered by the maintained and academy sector in Epsom and Ewell.	April 22
Investigate decrease in childcare places offered by the independent sector in Waverley.	April 22
Collect and incorporate sufficiency data for wrap around care (breakfast, After School Clubs and Holiday Playschemes) in Childcare Sufficiency Report 2022/23	December 23
Incorporate information on large scale housing developments in Surrey.	December 23