

Information on primary schools in Surrey 2019/20 – Epsom & Ewell

- List of infant, junior and primary schools in Epsom & Ewell that have an intake at Reception and Year 3 and their contact details
- School codes – for use on the local authority application form
- A summary of how places were allocated in 2018 and the admission criteria for all Surrey state funded primary schools for September 2019
- Surrey map

www.surreycc.gov.uk/admissions



SURREY COUNTY COUNCIL'S STATE FUNDED PRIMARY SCHOOLS IN EPSOM & EWELL

Contents	Page
Schools with an intake at Reception	4
Schools with an intake at Year 3	6
How places were allocated for 2018 and admission criteria for September 2019	6
Surrey Map	Back page

Contact Details

Surrey Schools and Childcare Service Tel: 0300 200 1004
www.surreycc.gov.uk/admissions

Published Admission Number (PAN) - This is the number of places that each school expects to offer. All PANs apply to admission at Reception at age 4 or to Year 3 at age 7. In the case of primary schools where there is an additional entry to Year 3 at age 7, that number does *not* include the children who will transfer from Year 2.

Important information regarding admission criteria

The information provided in this booklet serves as a *guide* to the admission criteria for academies and community, foundation, free, trust, voluntary aided and voluntary controlled schools. *It should not be regarded as definitive*. Please contact academies and foundation, free, trust and voluntary aided schools for detailed information about their admission criteria and the local authority for detailed information on community and voluntary controlled schools or visit: www.surreycc.gov.uk/admissions.

Starting school - Children reach statutory school age at the start of the term following their 5th birthday. Under current legislation all infant and primary schools provide for 4 year olds to be admitted into the reception class on a full/part-time basis in the September after their fourth birthday.

Applying for a place in Year 3

If your child is leaving Year 2 of an infant school in July 2019 you will need to apply for a Year 3 place at another school. The schools listed in the Year 3 section of this booklet are those which have an intake at Year 3. If you also want to apply for a place at a primary school which does not have an intake at Year 3, you will need to complete a separate in year application form for that school. For more information on which schools might have in year vacancies please contact Surrey Schools and Childcare Services on 0300 200 1004.

Split site schools - Where schools operate on more than one site, the school will be responsible for assigning pupils to each site after the allocation of school places and for the subsequent organisation and use of each site. Parents should not presume that an offer of a place at a school will ensure admission to a particular site and use of each site. Parents should not presume that an offer of a place at a school will ensure admission to a particular site.

KEY

Types of school

Some schools might change to academy status during the 2018/19 academic year. For up to date information on the type of each school please see the 'Directory of Surrey schools' at www.surreycc.gov.uk/schools.

A = Academy

F = Foundation school

C = Community school

VA = Voluntary Aided school

Admission criteria

LAC & PLAC = Looked after and previously looked after children

EHCP = Children with an Education, Health and Care Plan.

✳ Next to the school name indicates that the school will be taken into account when assessing each child's nearest school when considering admission to community and voluntary controlled schools.

📄 This symbol in the fourth column indicates that a separate supplementary information form may need to be completed. Where criteria numbers are listed, the supplementary information form only needs to be completed by parents applying under those criteria. Supplementary information forms are available at www.surreycc.gov.uk/admissions or from the school and must be returned directly to that school. The local authority application form must be completed in all cases.

Number offered: We show the number of pupils offered a place at each school for September 2018, based on the allocation date of 16 April 2018.

Distance offered

Where a school was oversubscribed in 2018 we have included the distance (where appropriate) from which the last applicant was allocated. This has been included within the criterion under which the last applicant was offered a place. This data is relevant to the allocation date of 16 April 2018.

Lates

In some cases vacancies remained after the initial allocation to on time applicants and these were filled by applicants who had applied late.

Catchment area maps: where these apply. They can be viewed either on the school's website (for academy, foundation, trust and voluntary aided schools) or the Surrey County Council website (for community and voluntary controlled schools).

Admission criteria for community and voluntary controlled schools in Surrey

The admission criteria for the majority of Surrey's community and voluntary controlled schools are set out below. Where a community or voluntary controlled school's admission criteria are different, the criteria are listed separately after the list of schools. Some own admission authority schools may also follow Surrey's arrangements for community and voluntary controlled schools.

1. Looked after and previously looked after children
2. Exceptional social/medical need
3. Children who will have a sibling at the school or at an infant/junior school which operates shared sibling priority, at the time of the child's admission
4. Children for whom the school is the nearest to their home address as measured by straight line - the nearest school will be the school closest to the home address that has a Published Admission Number to admit pupils to the appropriate age range and which admits local children. **The nearest school may be either inside or outside the county boundary.**
5. Any other children, prioritised according to the distance they live from the school.

Unless otherwise stated, distance will be used when any category is oversubscribed and will be measured by straight line from the address point of the pupil's home to the nearest official school gate for pupils to use. Where two or more children share priority for a place, Surrey County Council will use random allocation to determine which child should be given priority.

Sibling priority for community and voluntary controlled schools which have a feeder and sibling link – Reception

At the initial allocation, when a parent is applying for a Reception place at a community / voluntary controlled infant school that has both a feeder and sibling link to a junior school and that child has a sibling currently attending Year 2 of the infant school but who will have left by the time the younger child starts, the Reception applicant will be considered under the sibling criterion as part of the initial allocation. This is because, due to the feeder link, they will still be expected to have a sibling at the linked junior school at the time of admission. The community and voluntary controlled schools in Epsom & Ewell for which this will apply are as follows:

- The Mead Infant and Auriol Junior (Academy)



Adjoining/shared sites - for the purpose of applying sibling criteria the following schools in Epsom & Ewell will be considered to operate shared sibling priority:

- The Mead Infant and Auriol Junior (Academy)
- Wallace Fields Infant (Academy) and Wallace Fields Junior




Information on Early Years provision

If you are looking for Early Years information please contact the Family Information Service:
Website: surreycc.gov.uk/fis Email: surrey.fis@surreycc.gov.uk Tel: 0300 200 1004


EPSOM & EWELL: RECEPTION

School Name	D f E No	Type of School	Additional form (see page 2)	Address	Year groups 2019/20	Headteacher/ Principal	School contact details	PAN 2019	Preferences for Sept 2018	Number Offered 2018	LAC & PLAC	Exceptional	Siblings	Nearest School	Others by Distance	Centrally Offered	EHCP	Lates	
Cuddington Community Primary School ☼	936/2095	A	-	Salisbury Road Worcester Park KT4 7DD	Rec - Y6	Mr L Herdman	Tel: 020 8716 2677 e: info@cuddington-primary.org w: www.cuddington.surrey.sch.uk Enquiries to: School Office	30	106	29	1	0	11	3	5	9	0	0	
Cuddington Croft Primary School ☼	936/2355	A	-	West Drive Cheam SM2 7NA	Rec - Y6 + Nursery	Mr S Maclean	Tel: 020 8642 4325 e: office1@cuddington-croft.surrey.sch.uk w: www.cuddingtoncroft.org Enquiries to: Mrs L Baily	60	169	60	1	0	30	16	13 1.53km	0	0	0	
Danetree Primary School ☼	936/2092	A	 for criterion 3 only	Danetree Road West Ewell KT19 9SE	Rec - Y6 + Nursery	Mrs B Smith	Tel: 020 8393 6406 e: info@danetree.surrey.sch.uk w: www.danetreeschool.org Enquiries to: Miss E Beesley	120	206	120	See separate admission criteria								
Epsom Primary & Nursery School ☼	936/2085	C	-	Pound Lane Epsom KT19 8SD	Rec - Y6 + Nursery	Mrs E Smith (Executive)	Tel: 01372 720608 e: office@epsom.surrey.sch.uk w: www.epsomprimaryschool.co.uk Enquiries to: Mrs E Scott	60	151	60	0	0	17	23	20 2.85km	0	0	0	
Ewell Grove Primary & Nursery School ☼	936/2083	C	-	West Street Ewell KT17 1UZ	Rec - Y5 + Nursery (Rec - Y6 in 2020/21)	Mrs K Keane	Tel: 020 8393 4393 e: info@ewell-grove.surrey.sch.uk w: www.ewell-grove.surrey.sch.uk Enquiries to: Mrs J Jardine	60	233	60	1	0	24	35 0.68km	0	0	0	0	
The Mead Infant School ☼	936/2091	C	-	Newbury Gardens Ewell KT19 0QG	Rec - Y2 + Nursery	Mrs T Creasey	Tel: 020 8393 0966 e: admissions@mead.surrey.sch.uk w: www.mead.surrey.sch.uk Enquiries to: School Office	90	216	90	0	0	39	39	12 0.71km	0	0	0	
Meadow Primary School ☼	936/3943	A	-	Sparrow Farm Road Stoneleigh Epsom KT17 2LW	Rec - Y6	Miss G Jenkins	Tel: 020 8393 4839 e: info@meadow.surrey.sch.uk w: www.meadowprimary.co.uk Enquiries to: School Office	90	215	90	0	0	44	11	35 1.58km	0	0	0	
Riverview Church of England Primary & Nursery School ☼	936/3065	VA	 for criteria 4 & 6	Riverview Road West Ewell KT19 0JP	Rec - Y6 + Nursery	Mrs M Atkins	Tel: 020 8337 1245 e: info@riverview.surrey.sch.uk w: www.riverview.surrey.sch.uk Enquiries to: Mrs M Atkins	30	50	30	See separate admission criteria								
Southfield Park Primary School ☼	936/2964	C	-	Long Grove Road Epsom KT19 8TF	Rec - Y6	Mrs K Gee	Tel: 01372 743104 e: info@southfield-park.surrey.sch.uk w: www.southfield-park.surrey.sch.uk Enquiries to: Mrs L Pereira	60	247	60	See separate admission criteria								

EPSOM & EWELL: RECEPTION

School Name	D f E No	Type of School	Additional form (see page 2)	Address	Year groups 2019/20	Headteacher/ Principal	School contact details	PAN 2019	Preferences for Sept 2018	Number Offered 2018	LAC & PLAC	Exceptional	Siblings	Nearest School	Others by Distance	Centrally Offered	EHCP	Lates
St Clement's Catholic Primary School	936/3470	VA	 for criteria 1-6, 8, 10 & 11	Fennells Mead West Ewell Epsom KT17 1TX	Rec - Y6	Mrs C Buckley	Tel: 020 8393 8789 e: office@stclements.surrey.sch.uk w: www.stclements.surrey.sch.uk Enquiries to: Mrs C Buckley	30	79	30	See separate admission criteria							
St Joseph's Catholic Primary School, Epsom	936/3423	VA	 for criteria 1-6, 8, 10 & 11	Rosebank West Street Epsom KT18 7RT	Rec - Y6	Mrs T Kenefick	Tel: 01372 727850 e: info@stjosephs-epsom.surrey.sch.uk w: www.stjosephs-epsom.surrey.sch.uk Enquiries to: Admissions Officer	60	116	60	See separate admission criteria							
St Martin's Church of England (Aided) Infant School, Epsom ☼	936/3055	VA	 for criterion 4 only	Worple Road Epsom KT18 7AA	Rec - Y2	Mr A Marsh (Executive)	Tel: 01372 720337 e: admissions@stmartinsepsom.school w: www.stmartinsepsom.school Enquiries to: Mrs S O'Rourke	90	219	90	See separate admission criteria							
Stamford Green Primary School ☼	936/2446	C	-	Christ Church Mount Epsom KT19 8LU	Rec - Y6 + Nursery	Mrs L Druce	Tel: 01372 725383 e: info@stamford-green.surrey.sch.uk w: www.stamford-green.surrey.sch.uk Enquiries to: Mrs C Boulton	90	326	90	1	0	50	37 0.79km	0	0	2	0
The Vale Primary School ☼	936/2961	A	-	Beaconsfield Road Epsom Downs KT18 6HP	Rec - Y6	Mrs S Leyland / Ms C Browne	Tel: 01372 273639 e: info@vale.surrey.sch.uk w: www.vale.surrey.sch.uk Enquiries to: Mrs P Palmer	30	50	30	0	0	11	4	5	10	0	0
Wallace Fields Infant School ☼	936/2381	A	-	Wallace Fields Ewell KT17 3AS	Rec - Y2 + Nursery	Miss N Mann / Mr Jamie Hallums	Tel: 020 8394 0647 e: collette.pasley@wallace-fields- infant.surrey.sch.uk w: www.wfis.co.uk Enquiries to: Mrs C Pasley	60	264	60	See separate admission criteria							
West Ewell Primary School & Nursery ☼	936/2093	A	-	Ruxley Lane West Ewell KT19 0UY	Rec - Y5 + Nursery (Rec -Y6 in 2020/21)	Mrs M Bennett	Tel: 020 8393 2417 e: head@west-ewell.surrey.sch.uk w: www.west-ewell.co.uk Enquiries to: Mrs M Bennett	60	221	60	2	0	42	16 0.43km	0	0	0	0

EPSOM & EWELL: YEAR 3

School Name	D f E No	Type of School	Additional form (see page 2)	Address	Year groups 2019/20	Headteacher/ Principal	School contact details	PAN 2019	Preferences for Sept 2018	Number Offered 2018	LAC & PLAC	Exceptional	Siblings	Nearest School	Others by Distance	Centrally Offered	EHCP	Lates		
Auriol Junior School ☼	936/2090	A	-	Vale Road Stoneleigh Ewell KT19 0PJ	Y3 - Y6	Mrs M McDowall	Tel: 020 8393 4721 e: info@auriol.surrey.sch.uk w: www.auriol.surrey.sch.uk Enquiries to: Mrs M McDowall	90	99	90									See separate admission criteria	
Cuddington Croft Primary School ☼	936/2355	A	-	West Drive Cheam SM2 7NA	Rec - Y6 + Nursery	Mr S Maclean	Tel: 020 8642 4325 e: office1@cuddington-croft.surrey.sch.uk w: www.cuddingtoncroft.org Enquiries to: Mrs L Baily	6	31	6	0	0	0	4	2 1.5km	0	0	0		
St Martin's Church of England (Aided) Junior School, Epsom ☼	936/3019	VA	 for criterion 5 only	Ashley Road Epsom KT18 7AD	Y3 - Y6	Mr A Marsh (Executive)	Tel: 01372 846930 e: admissions@stmartinsepsom.school w: www.stmartinsepsom.school Enquiries to: Mrs V Thompson	90	150	90										See separate admission criteria
Wallace Fields Junior School ☼	936/5216	C	-	Dorling Drive Ewell KT17 3BH	Y3 - Y6	Mr S Lee	Tel: 020 8393 0350 e: info@wallacefields-jun.surrey.sch.uk w: www.wallacefields-jun.surrey.sch.uk Enquiries to: Mr S Lee	68	125	68										See separate admission criteria

EPSOM & EWELL: ADMISSION CRITERIA

Auriol Junior School Criteria for 2018 and numbers offered	1 LAC & PLAC. 2 Exceptional social/medical need. 3 Children attending The Mead Infant School. 4 Siblings, at the time of admission, not admitted under 3 above. 5 Any other children. Criterion 1 = 1, Criterion 2 = 0, Criterion 3 = 81, Criterion 4 = 1, Criterion 5 = 4, Centrally offered = 1, EHCP = 2 Offered 90
Criteria for 2019	1 LAC & PLAC. 2 Exceptional social/medical need. 3 ¹ Children attending The Mead Infant School. 4 Siblings, at the time of admission, not admitted under 3 above. 5 Any other children. ¹ Criterion 3 will only apply until 31 August 2019 as, after this date, all eligible children will have left the infant school.
Danetree Primary School Criteria for 2018 and numbers offered	RECEPTION (4+): 1 LAC & PLAC. 2 Exceptional social/medical need. 3 Children of staff at the school where either or both of the following criteria apply a) where the member of staff has been employed at the school for two or more years at the time at which the application for admission to the school is made and/or b) the member of staff is recruited to fill a vacant post for which there is a demonstrable skill shortage. 4 Sibling at the time of admission. 5 Children for whom the school is the nearest to their home address. 6 Any other children. Criterion 1 = 1, Criterion 2 = 0, Criterion 3 = 0, Criterion 4 = 33, Criterion 5 = 33, Criterion 6 = 33, Centrally offered = 19, EHCP = 1 Offered 120 JUNIOR (7+): 1 LAC & PLAC. 2 Exceptional social/medical need. 3 Children of staff at the school where either or both of the following criteria apply a) where the member of staff has been employed at the school for two or more years at the time at which the application for admission to the school is made and/or b) the member of staff is recruited to fill a vacant post for which there is a demonstrable skill shortage. 4 Sibling at the time of admission. 5 Children for whom the school is the nearest to their home address. 6 Any other children. Criterion 1 = 0, Criterion 2 = 0, Criterion 3 = 0, Criterion 4 = 18, Criterion 5 = 9, Criterion 6 = 1, Late applications = 1, EHCP = 0 Offered 29
Criteria for 2019	RECEPTION (4+): 1 LAC & PLAC. 2 Exceptional social/medical need. 3 Children of staff at the school where either or both of the following criteria apply a) where the member of staff has been employed at the school for two or more years at the time at which the application for admission to the school is made and/or b) the member of staff is recruited to fill a vacant post for which there is a demonstrable skill shortage. 4 Sibling at the time of admission. 5 Children for whom the school is the nearest to their home address. 6 Any other children.

EPSOM & EWELL: ADMISSION CRITERIA

<p>Riverview Church of England Primary and Nursery School Criteria for 2018 and numbers offered</p>	<p>1 LAC & PLAC. 2 Children who have a specific and identified social or medical need which has been confirmed by a consultant doctor or other appropriate professional as identifying Riverview as the only school in the area suitable for the child. Full documentation for this will be required. 3 Children with siblings on roll at the school at the time of admission. 4 Children whose parents worship regularly at Ruxley Church (St Francis of Assisi and Ruxley Methodist Church). 5 Children living in the ecclesiastical parish of St Francis of Assisi, Ewell. 6 Children whose parents worship regularly at local Anglican, Methodist or other Christian churches. 7 Children who wish to attend a Church of England school. Criterion 1 = 0, Criterion 2 = 0, Criterion 3 = 12, Criterion 4 = 0, Criterion 5 = 10, Criterion 6 = 0, Criterion 7 = 3, Centrally offered = 5, EHCP = 0 Offered 30</p>
<p>Criteria for 2019</p>	<p>1 LAC & PLAC. 2 Children who have a specific and identified social or medical need which has been confirmed by a consultant doctor or other appropriate professional as identifying Riverview as the only school in the area suitable for the child. Full documentation for this will be required. 3 Children with siblings on roll at the school at the time of admission. 4 Children whose parents worship regularly at Ruxley Church (St Francis of Assisi and Ruxley Methodist Church). 5 Children living in the ecclesiastical parish of St Francis of Assisi, Ewell. 6 Children whose parents worship regularly at local Anglican, Methodist or other Christian churches. 7 Children who wish to attend a Church of England school.</p>
<p>Southfield Park Primary School Criteria for 2018 and numbers offered</p>	<p>1 LAC & PLAC. 2 Exceptional social/medical need. 3 Siblings at the time of admission. 4 Children living in the defined catchment area of the school. If the number of children in the defined catchment area is greater than the number of places available at the school, places will be offered to those living the furthest distance from the school, measured in a straight line. 5 Other children for whom the school is their nearest school. 6 Any other children. Criterion 1 = 0, Criterion 2 = 0, Criterion 3 = 26, Criterion 4 = 27, Criterion 5 = 7, Distance = 0.36km, Criterion 6 = 0, EHCP = 0 Offered 60</p>
<p>Criteria for 2019</p>	<p>1 LAC & PLAC. 2 Exceptional social/medical need. 3 Siblings at the time of admission. 4 Children living in the defined catchment area of the school. If the number of children who qualify under this criterion is greater than the number of places available at the school, places under this criterion will be offered to those living the furthest distance from the school, measured in a straight line. 5 Other children for whom the school is their nearest school. 6 Any other children.</p>
<p>St Clement's Catholic Primary School Criteria for 2018 and numbers offered</p>	<p>1 Catholic LAC & PLAC. 2 Catholic children with a brother or sister at the school at the time of admission, resident in Ewell parish, whose parent/carer attends Sunday Mass at least twice a month. 3 Catholic children with a brother or sister at the school at the time of admission, who are not resident in Ewell parish, whose parent/carer attends Sunday Mass at least twice a month. 4 Catholic children without a brother or sister at the school at the time of admission, resident in Ewell parish, whose parent/carer attends Sunday Mass at least twice a month. 5 Catholic children without a brother or sister at the school at the time of admission, who are not resident in Ewell parish, whose parent/carer attends Sunday Mass at least twice a month. 6 Other Catholic children. 7 Other LAC & PLAC. 8 Catechumens, Candidates for Reception into the Church and children who are members of an Orthodox church. 9 Other children with a brother or sister at the school at the time of admission. 10 Children of other Christian denominations whose membership is evidenced by a minister of religion. 11 Children of other faiths whose membership is evidenced by a religious leader. 12 Any other children. Criterion 1 = 0, Criterion 2 = 6, Criterion 3 = 3, Criterion 4 = 4, Criterion 5 = 3, Criterion 6 = 4, Criterion 7 = 0, Criteria 8 = 0, Criterion 9 = 2, Criterion 10 = 3, Criterion 11 = 0, Criterion 12 = 5, Distance = 1.33km, EHCP = 0 Offered 30</p>
<p>Criteria for 2019</p>	<p>1 Catholic LAC & PLAC. 2 Catholic children with a brother or sister at the school at the time of admission, resident in Ewell parish, whose parent/carer attends Sunday Mass at least twice a month. 3 Catholic children with a brother or sister at the school at the time of admission, who are not resident in Ewell parish, whose parent/carer attends Sunday Mass at least twice a month. 4 Catholic children without a brother or sister at the school at the time of admission, resident in Ewell parish, whose parent/carer attends Sunday Mass at least twice a month. 5 Catholic children without a brother or sister at the school at the time of admission, who are not resident in Ewell parish, whose parent/carer attends Sunday Mass at least twice a month. 6 Other Catholic children. 7 Other LAC & PLAC. 8 Catechumens, Candidates for Reception into the Church and children who are members of an Orthodox church. 9 Other children with a brother or sister at the school at the time of admission. 10 Children of other Christian denominations whose membership is evidenced by a minister of religion. 11 Children of other faiths whose membership is evidenced by a religious leader. 12 Any other children.</p>

EPSOM & EWELL: ADMISSION CRITERIA

<p>St Joseph's Catholic Primary School, Epsom Criteria for 2018 and numbers offered</p>	<p>1 Catholic LAC & PLAC. 2 Catholic children with a brother or sister at the school at the time of admission, resident in the parish of Epsom, whose parent/carer attends Sunday Mass at least once a month. 3 Catholic children with a brother or sister at the school at the time of admission, who are not resident in the parish of Epsom, whose parent/carer attends Sunday Mass at least once a month. 4 Catholic children without a brother or sister at the school at the time of admission, resident in the parish of Epsom, whose parent/carer attends Sunday Mass at least once a month. 5 Catholic children without a brother or sister at the school at the time of admission, who are not resident in the parish of Epsom, whose parent/carer attends Sunday Mass at least once a month. 6 Other Catholic children. 7 Other LAC & PLAC. 8 Catechumens, Candidates for Reception into the Church and children who are members of an Orthodox church. 9 Other children with a brother or sister at the school at the time of admission. 10 Children of other Christian denominations whose membership is evidenced by a minister of religion. 11 Children of other faiths whose membership is evidenced by a religious leader. 12 Any other children. Criterion 1 = 0, Criterion 2 = 19, Criterion 3 = 5, Criterion 4 = 19, Criterion 5 = 3, Criterion 6 = 3, Criterion 7 = 0, Criterion 8 = 2, Criterion 9 = 1, Criterion 10 = 0, Criterion 11 = 2, Criterion 12 = 6, Distance = 1.24km, EHCP = 0 Offered 60</p>
<p>Criteria for 2019</p>	<p>1 Catholic LAC & PLAC. 2 Catholic children with a brother or sister at the school at the time of admission, resident in the parish of Epsom, whose parent/carer attends Sunday Mass at least once a month. 3 Catholic children with a brother or sister at the school at the time of admission, who are not resident in the parish of Epsom, whose parent/carer attends Sunday Mass at least once a month. 4 Catholic children without a brother or sister at the school at the time of admission, resident in the parish of Epsom, whose parent/carer attends Sunday Mass at least once a month. 5 Catholic children without a brother or sister at the school at the time of admission, who are not resident in the parish of Epsom, whose parent/carer attends Sunday Mass at least once a month. 6 Other Catholic children. 7 Other LAC & PLAC. 8 Catechumens, Candidates for Reception into the Church and children who are members of an Orthodox church. 9 Other children with a brother or sister at the school at the time of admission. 10 Children of other Christian denominations whose membership is evidenced by a minister of religion. 11 Children of other faiths whose membership is evidenced by a religious leader. 12 Any other children.</p>
<p>St Martin's Church of England (Aided) Infant School, Epsom Criteria for 2018 and numbers offered</p>	<p>1 LAC & PLAC. 2 Children with exceptional medical or social needs. 3 Siblings of children who will still be in attendance at either St Martin's CofE Infant or St Martin's CofE Junior School on the date of admission. 4 Children who live in one of the three ecclesiastical parish boundaries (St Martin's, Christ Church and St Barnabas) or have at least one parent on the current Church Electoral Roll of one of these parishes (in which case, the school's supplementary information form should be completed). 5 Other children whose parents wish them to attend this Church of England school. Criterion 1 = 1, Criterion 2 = 0, Criterion 3 = 37, Criterion 4 = 50, Distance = 1.64km, Criterion 5 = 0, EHCP = 2 Offered 90</p>
<p>St Martin's Church of England (Aided) Junior School, Epsom Criteria for 2018 and numbers offered</p>	<p>1 LAC & PLAC. 2 Children with exceptional medical or social needs. 3 Siblings of children who will still be in attendance at either St Martin's CofE Infant or St Martin's CofE Junior School on the date of admission. 4 Children who live in one of the three ecclesiastical parish boundaries (St Martin's, Christ Church and St Barnabas) or have at least one parent on the current Church Electoral Roll of one of these parishes (in which case, the school's supplementary information form should be completed). 5 Other children whose parents wish them to attend this Church of England school. Criterion 1 = 1, Criterion 2 = 0, Criterion 3 = 37, Criterion 4 = 50, Distance = 1.64km, Criterion 5 = 0, EHCP = 2 Offered 90</p>
<p>Wallace Fields Infant School Criteria for 2018 and numbers offered</p>	<p>1 LAC & PLAC. 2 Exceptional social/medical need. 3 Children who will have a sibling at Wallace Fields Infant School or Wallace Fields Junior School on the date of their admission and for whom Wallace Fields Infant School is the nearest to their home address. 4 Non-siblings for whom Wallace Fields Infant School is the nearest to their home address. 5 Other children who will have a sibling at Wallace Fields Infant School or Wallace Fields Junior School on the date of their admission and for whom Wallace Fields Infant School is not the nearest to their home address. 6 Any other children. Criterion 1 = 0, Criterion 2 = 0, Criterion 3 = 18, Criterion 4 = 35, Criterion 5 = 2, Criterion 6 = 5, Distance = 0.9km, EHCP = 0 Offered 60</p>
<p>Criteria for 2019</p>	<p>1 LAC & PLAC. 2 Exceptional social/medical need. 3 Children who will have a sibling at Wallace Fields Infant School or Wallace Fields Junior School on the date of their admission and for whom Wallace Fields Infant School is the nearest to their home address. 4 Non-siblings for whom Wallace Fields Infant School is the nearest to their home address. 5 Other children who will have a sibling at Wallace Fields Infant School or Wallace Fields Junior School on the date of their admission and for whom Wallace Fields Infant School is not the nearest to their home address. 6 Any other children.</p>

EPSOM & EWELL:**ADMISSION CRITERIA****Wallace Fields Junior School
Criteria for 2018 and numbers offered**

1 LAC & PLAC. **2** Exceptional social/medical need. **3** Children who will have a sibling at Wallace Fields Infant School or Wallace Fields Junior School on the date of their admission and for whom Wallace Fields Junior School is the nearest school to their home address. **4** ¹Children attending Wallace Fields Infant School for whom Wallace Fields Junior School is the nearest school to their home address. **5** Non-siblings for whom Wallace Fields Junior School is the nearest to their home address. **6** Other children who will have a sibling at Wallace Fields Infant School or Wallace Fields Junior School on the date of their admission and for whom Wallace Fields Junior School is not the nearest to their home address. **7** ¹Other children attending Wallace Fields Infant School for whom Wallace Fields Junior School is not the nearest school to their home address. **8** Any other children.

¹ Criteria 4 and 7 will only apply until 31 August 2018 as, after this date, all eligible children will have left the infant school.

Criterion 1 = 0, Criterion 2 = 0, Criterion 3 = 19, Criterion 4 = 34, Criterion 5 = 14, Distance = 0.86km, Criteria 6 - 8 = 0, EHCP = 1

Offered 68

Criteria for 2019

1 LAC & PLAC. **2** Exceptional social/medical need. **3** Children who will have a sibling at Wallace Fields Infant School or Wallace Fields Junior School on the date of their admission and for whom Wallace Fields Junior School is the nearest school to their home address. **4** ¹Children attending Wallace Fields Infant School for whom Wallace Fields Junior School is the nearest school to their home address. **5** Children for whom Wallace Fields Junior School is the nearest to their home address. **6** Other children who will have a sibling at Wallace Fields Infant School or Wallace Fields Junior School on the date of their admission. **7** ¹Other children attending Wallace Fields Infant School. **8** Any other children.

¹Criteria 4 and 7 will only apply to children who attend Wallace Fields Infant School in Year 2 and will not be applied once a child has left this school.

