

# Information on primary schools in Surrey 2019/20 – Waverley

- List of infant, junior and primary schools in Waverley that have an intake at Reception and Year 3 and their contact details
- School codes – for use on the local authority application form
- A summary of how places were allocated in 2018 and the admission criteria for all Surrey state funded primary schools for September 2019
- Surrey map

[www.surreycc.gov.uk/admissions](http://www.surreycc.gov.uk/admissions)



# SURREY COUNTY COUNCIL'S STATE FUNDED PRIMARY SCHOOLS IN WAVERLEY

## Contents

Schools with an intake at Reception	4
Schools with an intake at Year 3	8
How places were allocated for 2018 and admission criteria for September 2019	10
Surrey Map	Back page

## Contact Details

Surrey Schools and Childcare Service Tel: 0300 200 1004  
[www.surreycc.gov.uk/admissions](http://www.surreycc.gov.uk/admissions)

**Published Admission Number (PAN)** – This is the number of places that each school expects to offer. All PANs apply to admission at Reception at age 4 or to Year 3 at age 7. In the case of primary schools where there is an additional entry to Year 3 at age 7, that number does *not* include the children who will transfer from Year 2.

## Important information regarding admission criteria

The information provided in this booklet serves as a *guide* to the admission criteria for academies and community, foundation, free, trust, voluntary aided and voluntary controlled schools. *It should not be regarded as definitive*. Please contact academies and foundation, free, trust and voluntary aided schools for detailed information about their admission criteria and the local authority for detailed information on community and voluntary controlled schools or visit: [www.surreycc.gov.uk/admissions](http://www.surreycc.gov.uk/admissions).

**Starting school** - Children reach statutory school age at the start of the term following their 5<sup>th</sup> birthday. Under current legislation all infant and primary schools provide for 4 year olds to be admitted into the reception class on a full/part-time basis in the September after their fourth birthday.

## Applying for a place in Year 3

If your child is leaving Year 2 of an infant school in July 2019 you will need to apply for a Year 3 place at another school. The schools listed in the Year 3 section of this booklet are those which have an intake at Year 3. If you also want to apply for a place at a primary school which does not have an intake at Year 3, you will need to complete a separate in year application form for that school. For more information on which schools might have in year vacancies please contact Surrey Schools and Childcare Services on 0300 200 1004.

**Split site schools** – Where schools operate on more than one site, the school will be responsible for assigning pupils to each site after the allocation of school places and for the subsequent organisation and use of each site. Parents should not presume that an offer of a place at a school will ensure admission to a particular site.

## KEY

### Types of school

Some schools might change to academy status during the 2018/19 academic year. For up to date information on the type of each school please see the 'Directory of Surrey schools' at [www.surreycc.gov.uk/schools](http://www.surreycc.gov.uk/schools).

**A = Academy**

**C = Community school**

**F = Foundation school**

**VA = Voluntary Aided school**

**VC = Voluntary Controlled school**

### Admission criteria

LAC & PLAC = Looked after and previously looked after children

EHCP = Children with an Education, Health and Care Plan.

✿ Next to the school name indicates that the school will be taken into account when assessing each child's nearest school when considering admission to community and voluntary controlled schools.

📄 This symbol in the fourth column indicates that a separate supplementary information form may need to be completed. Where criteria numbers are listed, the supplementary information form only needs to be completed by parents applying under those criteria. Supplementary information forms are available at [www.surreycc.gov.uk/admissions](http://www.surreycc.gov.uk/admissions) or from the school and must be returned directly to that school. The local authority application form must be completed in all cases.

**Number offered:** We show the number of pupils offered a place at each school for September 2018, based on the allocation date of 16 April 2018. In some instances the total number offered was more than the Published Admission Number. This is generally because additional places were offered to meet local demand.

\* = Next to the school offered indicates that the school intended to drop back to PAN for the 2018 intake.

\*\* = Next to the school offered indicates that the school intended to stick above PAN for the 2018 intake.

# = Next to the school offered indicates that the school intended to offer over PAN to take account of existing vacancies

± = Next to the school offered indicates that the school intended to admit up to 60 for the 2018 intake.

### **Distance offered**

Where a school was oversubscribed in 2018 we have included the distance (where appropriate) from which the last applicant was allocated. This has been included within the criterion under which the last applicant was offered a place. This data is relevant to the allocation date of 16 April 2018.

### **Lates**

In some cases vacancies remained after the initial allocation to on time applicants and these were filled by applicants who had applied late.

**Catchment area maps:** where these apply, they can be viewed either on the school's website (for academy, foundation, trust and voluntary aided schools) or the Surrey County Council website (for community and voluntary controlled schools).

### **Admission criteria for community and voluntary controlled schools in Surrey**

The admission criteria for the majority of Surrey's community and voluntary controlled schools are set out below. Where a community or voluntary controlled school's admission criteria are different, the criteria are listed separately after the list of schools. Some own admission authority schools may also follow Surrey's arrangements for community and voluntary controlled schools.

1. Looked after and previously looked after children
2. Exceptional social/medical need
3. Children who will have a sibling at the school or at an infant/junior school which operates shared sibling priority, at the time of the child's admission
4. Children for whom the school is the nearest to their home address as measured by straight line - the nearest school will be the school closest to the home address that has a Published Admission Number to admit pupils of the appropriate age range and which admits local children. **The nearest school may be either inside or outside the county boundary.**
5. Any other children, prioritised according to the distance they live from the school.

Unless otherwise stated, distance will be used when any category is oversubscribed and will be measured by straight line from the address point of the pupil's home to the nearest official school gate for pupils to use. Where two or more children share priority for a place, Surrey County Council will use random allocation to determine which child should be given priority.

### **Sibling priority for community and voluntary controlled schools which have a feeder and sibling link - Reception**

At the initial allocation, when a parent is applying for a Reception place at a community / voluntary controlled infant school that has both a feeder and sibling link to a junior school and that child has a sibling currently attending Year 2 of the infant school but who will have left by the time the younger child starts, the Reception applicant will be considered under the sibling criterion as part of the initial allocation. This is because, due to the feeder link, they will still be expected to have a sibling at the linked junior school at the time of admission. The community and voluntary controlled schools in Waverley for which this will apply are as follows:

- Shottermill Infant and Shottermill Junior

**Adjoining/shared sites** - for the purpose of applying sibling criteria the following schools in Waverley will be considered to operate shared sibling priority:




- Shottermill Infant and Shottermill Junior

### **Information on Early Years provision**



If you are looking for Early Years information please contact the Family Information Service:  
Website: [surreycc.gov.uk/fis](http://surreycc.gov.uk/fis) Email: [surrey.fis@surreycc.gov.uk](mailto:surrey.fis@surreycc.gov.uk) Tel: 0300 200 1004









**WAVERLEY: RECEPTION**

School Name	D f E No	Type of School	Additional form (see page 2)	Address	Year groups 2019/20	Headteacher/ Principal	School contact details	PAN 2019	Preferences for Sept 2018	Number Offered 2018	LAC & PLAC	Exceptional	Siblings	Nearest School	Others by Distance	Centrally Offered	EHCP	Lates	
All Saints Church of England (Aided) Infant School ☼	936/3407	VA	 for criteria 5 & 6	Tilford Road Tilford Farnham GU10 2DA	Rec - Y2	Mrs S Bedford	Tel: 01252 792491 e: info@allsaints-tilford.surrey.sch.uk w: www.allsaints-tilford.surrey.sch.uk Enquiries to: Mrs S Bedford	30	149	30	See separate admission criteria								
Badshot Lea Village Infant School ☼	936/2415	C	-	Badshot Lea Road Badshot Lea Farnham GU9 9LE	Rec - Y2	Mrs G Ball	Tel: 01252 320883 e: info@badshot-lea.surrey.sch.uk w: www.badshot-lea.surrey.sch.uk Enquiries to: Mrs G Ball	45	117	43	1	0	3	11	26 4.26km	0	2	0	
Beacon Hill Primary School ☼	936/2136	C	-	Beacon Hill Road Hindhead GU26 6NR	Rec - Y6	Mrs C Miller	Tel: 01428 605597 e: head@beacon-hill.surrey.sch.uk w: www.beacon-hill.surrey.sch.uk Enquiries to: Mrs C Miller	30	92	30	0	0	16	14 1.34km	0	0	0	0	
Bramley Church of England (Aided) Infant and Nursery School ☼	936/3925	VA	 for criteria 5 & 6	Birtley Road Bramley Guildford GU5 0HX	Rec - Y2 + Nursery	Mrs E Spick	Tel: 01483 892346 e: office@bramley.surrey.sch.uk w: www.bramley.surrey.sch.uk Enquiries to: Mrs E Spick	30	60	23	See separate admission criteria								
Busbridge Infant School ☼	936/2917	F	-	Hambledon Road Godalming GU7 1PJ	Rec - Y2	Mrs K Smith	Tel: 01483 417898 e: info@busbridge-infant.surrey.sch.uk w: www.busbridge-infant.surrey.sch.uk Enquiries to: Mrs L Nichol	60	213	60	0	0	0	31	28 2.17km	0	1	0	
Cranleigh Church of England Primary School ☼	936/3944	VC	-	Parsonage Road Cranleigh GU6 7AN	Rec - Y6	Ms J Leatham / Mrs S Albery	Tel: 01483 273286 e: info@cranleighprimary.surrey.sch.uk w: www.cranleighprimary.surrey.sch.uk Enquiries to: Ms J Leatham/Mrs S Albery	30	77	30	0	0	12	10	8 5.77km	0	0	0	
Ewhurst Church of England (Aided) Infant School ☼	936/3344	VA	 for criteria 4, 6, 7 & 8	The Street Ewhurst Cranleigh GU6 7PX	Rec - Y2	Mrs J Dyer	Tel: 01483 277291 e: info@ewhurst.surrey.sch.uk w: www.ewhurst.surrey.sch.uk Enquiries to: Mrs J Dyer	30	70	22	See separate admission criteria								
Farncombe Church of England Infant School ☼	936/3026	VC	-	Grays Road Farncombe Godalming GU7 3LT	Rec - Y2	Mrs A Simonsson	Tel: 01483 424933 e: info@farncombe.surrey.sch.uk w: www.farncombefcofeinfantschool.co Enquiries to: Mrs A Simonsson	50	149	50	0	0	11	39 1.28km	0	0	0	0	






**WAVERLEY: RECEPTION**

School Name	D f E No	Type of School	Additional form (see page 2)	Address	Year groups 2019/20	Headteacher/ Principal	School contact details	PAN 2019	Preferences for Sept 2018	Number Offered 2018	LAC & PLAC	Exceptional	Siblings	Nearest School	Others by Distance	Centrally Offered	EHCP	Lates	
Folly Hill Infant School ☼	936/2408	C	-	Coniston Drive Farnham GU9 0DB	Rec - Y2	Mrs A Stone	Tel: 01252 716121 e: info@folly-hill.surrey.sch.uk w: www.folly-hill.surrey.sch.uk Enquiries to: Mrs E Mann	30	89	30	0	0	6	11	13 1.41km	0	0	0	
Grayswood Church of England (Aided) Primary School ☼	936/3927	VA	 for criteria 5, 6 & 7	Lower Road Grayswood Haslemere GU27 2DR	Rec - Y6	Mrs J Fraser	Tel: 01428 642086 e: info@grayswood.surrey.sch.uk w: www.grayswoodschool.co.uk Enquiries to: Mrs J Fraser	30	122	29	See separate admission criteria								
Green Oak Church of England Primary & Nursery School ☼	936/3349	VA	-	Franklyn Road Godalming GU7 2LD	Rec - Y6 + Nursery	Miss M Morris	Tel: 01483 422924 e: info@green-oak.surrey.sch.uk w: www.greenoakschool.org.uk Enquiries to: Miss M Morris	30	17	9	See separate admission criteria								
Hale School ☼	936/2957	C	-	Upper Hale Farnham GU9 0LR	Rec - Y6 + Nursery	Mrs K Simpson	Tel: 01252 716729 e: admissions@hale.surrey.sch.uk w: www.hale.surrey.sch.uk Enquiries to: Miss A Read	60	57	28	0	0	15	9	1	2	0	1	
Highfield South Farnham School ☼	936/2033	A	 for criterion 3 only	Weydon Lane Farnham GU9 8QH	Rec - Y6 + Nursery	Mr G West	Tel: 01252 721079 e: info.highfield@sfet.org.uk w: www.highfield-sf.surrey.sch.uk Enquiries to: School Office	30	96	45±	See separate admission criteria								
Loseley Fields Primary School ☼	936/3939	A	-	Green Lane Binscombe Godalming GU7 3TB	Rec - Y6	Miss J Pearce-Haydon	Tel: 01483 416477 e: info@loseleyfields.surrey.sch.uk w: www.loseleyfields.com Enquiries to: Mrs A Benson	60	93	30	0	0	17	13 0.59km	0	0	0	0	
Milford School ☼	936/2315	F	-	Church Road Milford Godalming GU8 5JA	Rec - Y2	Mr A Stear	Tel: 01483 422087 e: info@milford.surrey.sch.uk w: www.milford.surrey.sch.uk Enquiries to: Mrs R Kay/Mrs K Morris	60	159	60	0	0	11	37	12 3.45km	0	0	0	
Moss Lane School ☼	936/2409	F	-	Moss Lane Godalming GU7 1EF	Rec - Y2	Mrs V Abbott	Tel: 01483 417214 e: info@moss-lane.surrey.sch.uk w: www.moss-lane.surrey.sch.uk Enquiries to: Mrs V Abbott	60	230	60	0	0	9	31	20 1.35km	0	0	0	
Park Mead Primary School ☼	936/5211	F	-	Park Drive Cranleigh GU6 7HB	Rec - Y6	Mr N McAuliffe	Tel: 01483 274315 e: info@park-mead.surrey.sch.uk w: www.park-mead.surrey.sch.uk Enquiries to: Mrs G Gascoyne	60	96	60	See separate admission criteria								

**WAVERLEY: RECEPTION**





School Name	D f E No	Type of School	Additional form (see page 2)	Address	Year groups 2019/20	Headteacher/ Principal	School contact details	PAN 2019	Preferences for Sept 2018	Number Offered 2018	LAC & PLAC	Exceptional	Siblings	Nearest School	Others by Distance	Centrally Offered	EHCP	Lates
Potters Gate Church of England Primary School ☼	936/3062	A	 for criterion 4 only	Potters Gate Farnham GU9 7BB	Rec - Y6	Ms J Venables	Tel: 01252 715619 e: info@potters-gate.surrey.sch.uk w: www.potters-gate.surrey.sch.uk Enquiries to: Miss K Scholes	60	143	56	See separate admission criteria							
Shottermill Infant School ☼	936/2138	C	-	Lion Lane Shottermill Haslemere GU27 1JZ	Rec - Y2	Mrs J Storey	Tel: 01428 642902 e: admin@shottermill-infant.surrey.sch.uk w: www.shottermill-infant.surrey.sch.uk Enquiries to: Mrs J Storey	60	139	57	1	0	20	28	4	1	0	3
South Farnham School ☼	936/2479	A	 for criterion 3 only	Infant site: School Lane Lower Bourne Farnham GU10 3PE Junior site: Menin Way Farnham GU9 8DY	Rec - Y6	Sir Andrew Carter	Tel: 01252 716155 e: info.southfarnham@sfet.org.uk w: www.south-farnham.surrey.sch.uk Enquiries to: Sir Andrew Carter	90	214	90	See separate admission criteria							
St Andrew's Church of England Infant School ☼	936/3024	A	-	Upper Church Lane Farnham GU9 7PW	Rec - Y2	Ms J Venables	Tel: 01252 716305 e: info@standrews-infant.surrey.sch.uk w: www.standrews-infant.surrey.sch.uk Enquiries to: Mrs Murray	30	110	13	See separate admission criteria							
St Bartholomew's Church of England (Aided) Primary School ☼	936/3924	VA	 for criteria 4 & 5	Derby Road Haslemere GU27 1BP	Rec - Y6	Mr C Beckerson	Tel: 01428 643634 e: info@stbartholomews.surrey.sch.uk w: www.stbartholomews.surrey.sch.uk Enquiries to: Mrs L Essen	60	128	60	See separate admission criteria							
St Cuthbert Mayne Catholic Primary School	936/3475	A	 for criteria 1 - 5, 7, 9 & 10	St Nicolas Avenue Cranleigh GU6 7AQ	Rec - Y6	Mrs N McCarthy	Tel: 01483 274961 e: info@stcuthbert-mayne.surrey.sch.uk w: www.stcuthbertmayne.co.uk Enquiries to: Mrs N McCarthy	30	65	23	See separate admission criteria							
St Edmund's Catholic Primary School	936/3462	VA	 for criteria 1 - 7 & 10	The Drive Godalming GU7 1PF	Rec - Y6	Mrs E Higgins	Tel: 01483 414497 e: info@stedmunds.surrey.sch.uk w: www.stedmundsschool.co.uk Enquiries to: The Office	30	66	30	See separate admission criteria							
St James Church of England (Aided) Primary School ☼	936/3335	VA	 for criteria 4, 5 & 7	Thursley Road Elstead Godalming GU8 6DH	Rec - Y6	Mrs V Elliott	Tel: 01252 703248 e: info@st-james-elstead.surrey.sch.uk w: www.st-james-elstead.surrey.sch.uk Enquiries to: Mrs V Elliott	30	45	22	See separate admission criteria							

**WAVERLEY: RECEPTION**




School Name	D f E No	Type of School	Additional form (see page 2)	Address	Year groups 2019/20	Headteacher/ Principal	School contact details	PAN 2019	Preferences for Sept 2018	Number Offered 2018	LAC & PLAC	Exceptional	Siblings	Nearest School	Others by Distance	Centrally Offered	EHCP	Lates
St John's Church of England (Aided) Infant School ☼	936/3347	VA	 for criteria 3, 4, 6a & 6b	Barford Lane Churt Farnham GU10 2JE	Rec - Y2	Mrs G Morris	Tel: 01428 713216 e: office@stjohns-farnham.surrey.sch.uk w: www.stjohns-farnham.surrey.sch.uk Enquiries to: Mrs K Marshall	30	62	30	See separate admission criteria							
St Mary's Church of England (Aided) Infant School, Frensham ☼	936/3346	VA	 for criteria 5 & 6	Frensham Road Frensham Farnham GU10 3DS	Rec - Y2	Mrs J Downing	Tel: 01252 792406 e: info@stmarys-frensham.surrey.sch.uk w: www.stmarys-frensham.surrey.sch.uk Enquiries to: Mrs J Downing	30	130	25	See separate admission criteria							
St Mary's Church of England Primary School ☼	936/2020	A	-	Petworth Road Chiddingfold Godalming GU8 4UF	Rec - Y6	Mrs J Radcliffe	Tel: 01428 683115 e: admin@stmarys.goodshepherdtrust.org.uk w: www.stmaryschidd.org Enquiries to: Mrs J Radcliffe	30	49	26	See separate admission criteria							
St Peter's Church of England Primary School ☼	936/3345	VA	 for criteria 4 & 5	Little Green Lane Wrecclesham Farnham GU9 8TF	Rec - Y6	Mrs S Dunning	Tel: 01252 714115 e: info@stpeters-farnham.surrey.sch.uk w: www.stpeters-farnham.surrey.sch.uk Enquiries to: Mrs N Molony	60	95	36	See separate admission criteria							
St Polycarp's Catholic Primary School, Farnham	936/3424	VA	 for criteria 2 - 7, 9 & 10	Waverley Lane Farnham GU9 8BQ	Rec - Y6	Mrs A Gunn (Executive) Mrs P Best Head of School	Tel: 01252 716307 e: info@stpolycarps.surrey.sch.uk w: www.stpolycarps.surrey.sch.uk Enquiries to: Mrs S Regan	60	88	51	See separate admission criteria							
William Cobbett Primary School ☼	936/2478	C	-	Infant Site: Knights Road Heath End Farnham GU9 9DA Junior Site: Weybourne Road Farnham GU9 9ER	Rec - Y6	Mrs J Campbell	Tel: 01252 312772 e: infants@william-cobbett.surrey.sch.uk e: juniors@william-cobbett.surrey.sch.uk w: www.william-cobbett.surrey.sch.uk Enquiries to: Mrs J Campbell	30	137	40	1	0	22	17 0.93km	0	0	0	0
Witley Church of England (Controlled) Infant School ☼	936/3060	VC	-	Church Lane Witley Godalming GU8 5PN	Rec - Y2	Mrs K Turner	Tel: 01428 682420 e: info@witley.surrey.sch.uk w: www.witley.surrey.sch.uk Enquiries to: Mrs K Turner	30	108	26	0	0	9	12	5	0	0	0
Wonersh & Shamley Green Church of England (Aided) Primary School ☼	936/3417	VA	 for criteria 5 & 6	Guildford Road Shamley Green Guildford GU5 0RT	Rec - Y6	Mrs T Trewinnard	Tel: 01483 892345 e: info@wsprimary.uk w: www.wsg.surrey.sch.uk Enquiries to: Mrs T Trewinnard	30	88	29	See separate admission criteria							



**WAVERLEY: YEAR 3**

School Name	D f E No	Type of School	Additional form (see page 2)	Address	Year groups 2019/20	Headteacher/ Principal	School contact details	PAN 2019	Preferences for Sept 2018	Number Offered 2018	LAC & PLAC	Exceptional	Siblings	Nearest School	Others by Distance	Centrally Offered	EHCP	Lates	
Beacon Hill Primary School ☼	936/2136	C	-	Beacon Hill Road Hindhead GU26 6NR	Rec - Y6	Mrs C Miller	Tel: 01428 605597 e: head@beacon-hill.surrey.sch.uk w: www.beacon-hill.surrey.sch.uk Enquiries to: Mrs C Miller	2	21	2	0	0	1	1 0.2km	0	0	0	0	
Busbridge Church of England (Aided) Junior School ☼	936/3350	VA	 for criterion 4 only	Brighton Road Godalming GU7 1XA	Y3 - Y6	Mr R Catchpole	Tel: 01483 417302 e: admin@busbridge-junior.surrey.sch.uk w: www.busbridge-junior.surrey.sch.uk Enquiries to: Mr R Catchpole	60	206	64*	See separate admission criteria								
The Chandler Church of England (Aided) Junior School ☼	936/3415	VA	 for criteria 4 & 7	Middlemarch Roke Lane Witley GU8 5PB	Y3 - Y6	Mr H Rawson	Tel: 01428 683071 e: info@thechandlercofejuniorschool.org.uk w: www.thechandlercofejuniorschool.org.uk Enquiries to: Mrs F Morgan	90	143	90	See separate admission criteria								
Cranleigh Church of England Primary School ☼	936/3944	VC	-	Parsonage Road Cranleigh GU6 7AN	Rec - Y6	Ms J Leatham / Mrs S Albery	Tel: 01483 273286 e: info@cranleighprimary.surrey.sch.uk w: www.cranleighprimary.surrey.sch.uk Enquiries to: Ms J Leatham/Mrs S Albery	30	32	24	0	0	2	20	2	0	0	0	
Godalming Junior School ☼	936/2400	F	-	Hallam Road Meadrow Godalming GU7 3HW	Y3 - Y6	Mr A Samson	Tel: 01483 421597 e: info@godalming-junior.surrey.sch.uk w: www.godalming-junior.surrey.sch.uk Enquiries to: Mr A Samson	60	220	60	0	0	18	40 0.8km	0	0	2	0	
Grayswood Church of England (Aided) Primary School ☼	936/3927	VA	 for criteria 5, 6 & 7	Lower Road Grayswood Haslemere GU27 2DR	Rec - Y6	Mrs J Fraser	Tel: 01428 642086 e: info@grayswood.surrey.sch.uk w: www.grayswoodschool.co.uk Enquiries to: Mrs J Fraser	2	33	2	See separate admission criteria								
Hale School ☼	936/2957	C	-	Upper Hale Farnham GU9 0LR	Rec - Y6 + Nursery	Miss A Wheeler (Acting)	Tel: 01252 716729 e: admissions@hale.surrey.sch.uk w: www.hale.surrey.sch.uk Enquiries to: Miss A Reed	2	35	22#	See separate admission criteria								
Highfield South Farnham School ☼	936/2033	A	 for criterion 3 only	Weydon Lane Farnham GU9 8QH	Rec - Y6 + Nursery	Mr G West	Tel: 01252 721079 e: info.highfield@sfet.org.uk w: www.highfield-sf.surrey.sch.uk Enquiries to: School Office	30	N/A	N/A	See separate admission criteria								
Loseley Fields Primary School ☼	936/3939	A	-	Green Lane Binscombe Godalming GU7 3TB	Rec - Y6	Miss J Pearce- Haydon	Tel: 01483 416477 e: info@loseleyfields.surrey.sch.uk w: www.loseleyfields.com Enquiries to: Mrs A Benson	26	56	30*	0	0	5	12	4	6	3	0	

**WAVERLEY: YEAR 3**

School Name	D f E No	Type of School	Additional form (see page 2)	Address	Year groups 2019/20	Headteacher/ Principal	School contact details	PAN 2019	Preferences for Sept 2018	Number Offered 2018	LAC & PLAC	Exceptional	Siblings	Nearest School	Others by Distance	Centrally Offered	EHCP	Lates	
<b>Potters Gate Church of England Primary School</b> ✠	936/3062	A	 for criterion 5 only	Potters Gate Farnham GU9 7BB	Rec - Y6	Ms J Venables	Tel: 01252 715619 e: info@potters-gate.surrey.sch.uk w: www.potters-gate.surrey.sch.uk Enquiries to: Miss K Scholes	30											See separate admission criteria
<b>Shottermill Junior School</b> ✠	936/2137	C	-	Lion Lane Shottermill Haslemere GU27 1JF	Y3 - Y6	Mrs K Barnes	Tel: 01428 642096 e: office@shottermill-jun.surrey.sch.uk w: www.shottermill-jun.surrey.sch.uk Enquiries to: Mrs K Barnes	68	92	90**									See separate admission criteria
<b>South Farnham School</b> ✠	936/2479	A	 for criterion 3 only	Infant site: School Lane Lower Bourne Farnham GU10 3PE Junior site: Menin Way Farnham GU9 8DY	Rec - Y6	Sir Andrew Carter	Tel: 01252 716155 e: info.southfarnham@sfet.org.uk w: www.south-farnham.surrey.sch.uk Enquiries to: Sir Andrew Carter	46	146	76**									See separate admission criteria
<b>Waverley Abbey Church of England Junior School</b> ✠	936/3587	A	 for criterion 4 only	Tilford Street Tilford Farnham GU10 2AE	Y3 - Y6	Ms K Redman	Tel: 01252 782321 e: info@waverley-abbey.surrey.sch.uk w: www.waverley-abbey.surrey.sch.uk Enquiries to: Ms K Redman	120	288	129*									See separate admission criteria
<b>William Cobbett Primary School</b> ✠	936/2478	C	-	Infant Site: Knights Road Heath End Farnham GU9 9DA Junior Site: Weybourne Road Farnham GU9 9ER	Rec - Y6	Mrs J Campbell	Tel: 01252 312772 e: infants@william-cobbett.surrey.sch.uk e: juniors@william-cobbett.surrey.sch.uk w: www.william-cobbett.surrey.sch.uk Enquiries to: Mrs J Campbell	50	101	50									See separate admission criteria

## WAVERLEY: ADMISSION CRITERIA

<p><b>All Saints Church of England (Aided) Infant School</b>  <b>Criteria for 2018 and numbers offered</b></p>	<p>1 LAC &amp; PLAC. 2 Exceptional circumstances. 3 Siblings of children who will be on roll at the school or children who, at the time of admission to the school, have a sibling who has attended the school and is or will be on the roll at Waverley Abbey Junior School or South Farnham School. 4 Children living within the boundaries of the ecclesiastical Parish of Tilford, the hamlets of Rushmoor and Pitch Place. 5 Children and parent(s) who are regular worshippers at a Christian church. 6 Children of staff who must be on the payroll and have been employed at the school for two years or more or who meet a skills shortage. 7 Children living within the designated parts of Seale and the Sands, south of the A31. 8 Any other child whose parents want them to attend this Church of England school.  <b>Criterion 1 = 0, Criterion 2 = 0, Criterion 3 = 11, Criterion 4 = 0, Criterion 5 = 6, Criterion 6 = 0, Criterion 7 = 3, Criterion 8 = 10, Distance = 4.19km, EHCP = 0</b> <b>Offered 30</b></p>
<p><b>Criteria for 2019</b></p>	<p>1 LAC &amp; PLAC. 2 Exceptional circumstances. 3 Siblings of children who will be on roll at the school or children who, at the time of admission to the school, have a sibling who has attended the school and is or will be on the roll at Waverley Abbey Junior School or South Farnham School. 4 Children living within the boundaries of the ecclesiastical Parish of Tilford, the hamlets of Rushmoor and Pitch Place. 5 Children and parent(s) who are regular worshippers at a Christian church. 6 Children of staff who must be on the payroll and have been employed at the school for two years or more or who meet a skills shortage. 7 Children living within the designated parts of Seale and the Sands, south of the A31. 8 Any other child whose parents want them to attend this Church of England school.</p>
<p><b>Bramley Church of England (Aided) Infant and Nursery School</b>  <b>Criteria for 2018 and numbers offered</b></p>	<p>1 LAC &amp; PLAC. 2 Children with an exceptional medical/social need. 3 Siblings at the time of entry. 4 Children of families living within the Ecclesiastical Parishes of Bramley and Grafham. 5 Children of families who can show membership of a Church of England Church within the Ecclesiastical Parishes of Bramley and Grafham. 6 Children of families living outside the Ecclesiastical Parishes of Bramley and Grafham, who can show membership of a Parish Church. 7 All other children whose parents wish them to attend Bramley CofE Infant School.  <b>Criterion 1 = 0, Criterion 2 = 0, Criterion 3 = 7, Criterion 4 = 15, Criterion 5 = 0, Criterion 6 = 0, Criterion 7 = 0, Late applications = 1, EHCP = 0</b> <b>Offered 23</b></p>
<p><b>Criteria for 2019</b></p>	<p>1 LAC &amp; PLAC. 2 Children with an exceptional medical/social need. 3 Siblings at the time of entry. 4 Children of families living within the Ecclesiastical Parishes of Bramley and Grafham. 5 Children of families who can show membership of a Church of England Church within the Ecclesiastical Parishes of Bramley and Grafham. 6 Children of families living outside the Ecclesiastical Parishes of Bramley and Grafham, who can show membership of a Parish Church. 7 All other children whose parents wish them to attend Bramley CofE Infant School.</p>
<p><b>Busbridge Church of England (Aided) Junior School</b>  <b>Criteria for 2018 and numbers offered</b></p>	<p>1 LAC &amp; PLAC. 2 Children with specific medical or social needs. 3 Children who will have a sibling attending the school when they join in September 2018. 4 Children whose home address is within the ecclesiastical boundaries of the United Benefice of Busbridge and Hambledon, the Parish of Godalming or the Parish of Farncombe (as identified on <a href="http://www.achurchnearyou.com">www.achurchnearyou.com</a>) and who have at least one parent/carer who is a committed, regular worshipper of the congregations of the United Benefice of Busbridge and Hambledon. 5 Children whose parents wish them to attend the school.  <b>Criterion 1 = 3, Criterion 2 = 0, Criterion 3 = 24, Criterion 4 = 1, Criterion 5 = 36, Distance = 1.15km, EHCP = 0</b> <b>Offered 64*</b></p>
<p><b>Criteria for 2019</b></p>	<p>1 LAC &amp; PLAC. 2 Children with specific medical or social needs. 3 Children who will have a sibling attending the school when they join in September 2019. 4 Children whose home address is within the ecclesiastical boundaries of the United Benefice of Busbridge and Hambledon, the Parish of Godalming or the Parish of Farncombe (as identified on <a href="http://www.achurchnearyou.com">www.achurchnearyou.com</a>) and who have at least one parent/carer who is a committed, regular worshipper of the congregations of the United Benefice of Busbridge and Hambledon. 5 Any other children whose parents wish them to attend the school.</p>
<p><b>The Chandler Church of England (Aided) Junior School</b>  <b>Criteria for 2018 and numbers offered</b></p>	<p>1 LAC &amp; PLAC. 2 Children with exceptional medical or social circumstances. 3 Siblings living within the parishes of St John's, Milford and All Saints, Witley having a sibling in attendance in the September of admission year. 4 Children who are regular worshippers, or for whom a parent or grandparent is a regular worshipper of the congregations of St John's, Milford and All Saints, Witley. 5 Siblings living outside the ecclesiastical parishes of St John's, Milford and All Saints, Witley having an older sibling in attendance at The Chandler in the September of admission year. 6 Children of families living within the ecclesiastical parishes of St John's, Milford and All Saints, Witley. 7 Children who are regular worshippers or for whom a parent or grandparent is a regular worshipper, at a Christian church and for whom The Chandler is the nearest church junior school. 8 Children from the main feeder infant schools: Witley CE Infant, Milford Infant and Grayswood CE Infant. 9 Children of other parents expressing a preference for The Chandler CofE (Aided) School.  <b>Criterion 1 = 0, Criterion 2 = 0, Criterion 3 = 18, Criterion 4 = 0, Criterion 5 = 4, Criterion 6 = 44, Criterion 7 = 1, Criterion 8 = 16, Criterion 9 = 7, Distance = 4.14km, EHCP = 0</b> <b>Offered 90</b></p>
<p><b>Criteria for 2019</b></p>	<p>1 LAC &amp; PLAC. 2 Children with exceptional medical or social circumstances. 3 Siblings living within the ecclesiastical parishes of St John's, Milford and All Saints, Witley having a sibling in attendance at The Chandler in the September of the admission year. 4 Children who are regular worshippers, or for whom a parent or grandparent is a regular worshipper of the congregations of St John's, Milford and All Saints, Witley. 5 Siblings living outside the ecclesiastical parishes of St John's, Milford and All Saints, Witley having an older sibling in attendance at The Chandler in the September of admission year. 6 Children of families living within the ecclesiastical parishes of St John's, Milford and All Saints, Witley. 7 Children who are regular worshippers or for whom a parent or grandparent is a regular worshipper, at a Christian church and for whom The Chandler is the nearest church junior school. 8 Children from our main feeder infant schools: Witley CE Infants and Milford Infants. 9 Children of other parents expressing a preference for The Chandler CofE (Aided) School.</p>

## WAVERLEY: ADMISSION CRITERIA

<p><b>Ewhurst Church of England (Aided) Infant School</b> Criteria for 2018 and numbers offered</p>	<p>1 LAC &amp; PLAC. 2 Exceptional circumstances. 3 Siblings at the time of application. 4 Siblings of former pupils who have left the school in the three years prior to application. 5 Children who live in the Ecclesiastical Parish of Ewhurst and Ellens Green and also those that live in Okewood Hill and Walliswood. 6 Children who have been baptised into the Church of England. 7 Baptised children of other Christian denominations. 8 Children whose parents are of the Christian faith and attend their local church regularly (monthly) for at least two years. 9 Children living outside the area specified in criterion 5 whose parents wish their child to attend this Church of England school. <b>Criterion 1 = 0, Criterion 2 = 1, Criterion 3 = 5, Criterion 4 = 1, Criterion 5 = 6, Criterion 6 = 2, Criterion 7 = 0, Criterion 8 = 1, Criterion 9 = 4, Late applications = 2, EHCP = 0</b> <b>Offered 22</b></p>
<p>Criteria for 2019</p>	<p>1 LAC &amp; PLAC. 2 Exceptional circumstances. 3 Siblings at the time of application. 4 Siblings of former pupils who have left the school in the three years prior to application. 5 Children who live in the Ecclesiastical Parish of Ewhurst with Okewood and Forest Green. 6 Children who have been baptised into the Church of England. 7 Baptised children of other Christian denominations. 8 Children whose parents are of the Christian faith and attend their local church regularly (monthly) for at least two years. 9 Children living outside the area specified in criterion 5 whose parents wish their child to attend this Church of England school.</p>
<p><b>Grayswood Church of England (Aided) Primary School</b> Criteria for 2018 and numbers offered</p>	<p><b>RECEPTION (4+):</b> 1 LAC &amp; PLAC. 2 Children with serious medical conditions or sensitive family circumstances. 3 Siblings at the school at the time of admission. 4 Children who live within the ecclesiastical parish boundary of All Saints, Grayswood. 5 Children who live outside the ecclesiastical parish boundary of All Saints, Grayswood and whose parents worship at All Saints Church, Grayswood. 6 Children who live outside the ecclesiastical parish boundary of All Saints, Grayswood and whose parents worship at an Anglican Church. 7 Children who live outside the ecclesiastical parish boundary of All Saints, Grayswood and whose parents worship at another Christian church. 8 Any other child whose parents wish them to attend the school. <b>Criterion 1 = 0, Criterion 2 = 0, Criterion 3 = 14, Criterion 4 = 6, Criterion 5 = 0, Criterion 6 = 0, Criterion 7 = 1, Criterion 8 = 8, EHCP = 0</b> <b>Offered 29</b></p> <p><b>JUNIOR (7+):</b> 1 LAC &amp; PLAC. 2 Children with serious medical conditions or sensitive family circumstances. 3 Siblings at the school at the time of admission. 4 Children who live within the ecclesiastical parish boundary of All Saints, Grayswood. 5 Children who live outside the ecclesiastical parish boundary of All Saints, Grayswood and whose parents worship at All Saints Church, Grayswood. 6 Children who live outside the ecclesiastical parish boundary of All Saints, Grayswood and whose parents worship at an Anglican Church. 7 Children who live outside the ecclesiastical parish boundary of All Saints, Grayswood and whose parents worship at another Christian church. 8 Any other child whose parents wish them to attend the school. <b>Criteria 1 - 7 = 0, Criterion 8 = 1, Distance = 6.02km, EHCP = 1</b> <b>Offered 2</b></p>
<p>Criteria for 2019</p>	<p><b>RECEPTION (4+):</b> 1 LAC &amp; PLAC. 2 Children with serious medical conditions or sensitive family circumstances. 3 Siblings at the school at the time of admission. 4 Children who live within the ecclesiastical parish boundary of All Saints, Grayswood. 5 Children who live outside the ecclesiastical parish boundary of All Saints, Grayswood and whose parents worship at All Saints Church, Grayswood. 6 Children who live outside the ecclesiastical parish boundary of All Saints, Grayswood and whose parents worship at another Anglican Church. 7 Children who live outside the ecclesiastical parish boundary of All Saints, Grayswood and whose parents worship at another Christian church. 8 Any other child whose parents wish them to attend Grayswood Church of England (Aided) Primary School.</p> <p><b>JUNIOR (7+):</b> 1 LAC &amp; PLAC. 2 Children with serious medical conditions or sensitive family circumstances. 3 Siblings at the school at the time of admission. 4 Children who live within the ecclesiastical parish boundary of All Saints, Grayswood. 5 Children who live outside the ecclesiastical parish boundary of All Saints, Grayswood and whose parents worship at All Saints Church, Grayswood. 6 Children who live outside the ecclesiastical parish boundary of All Saints, Grayswood and whose parents worship at another Anglican Church. 7 Children who live outside the ecclesiastical parish boundary of All Saints, Grayswood and whose parents worship at another Christian church. 8 Any other child whose parents wish them to attend Grayswood Church of England (Aided) Primary School.</p>
<p><b>Green Oak Church of England Primary &amp; Nursery School</b> Criteria for 2018 and numbers offered</p>	<p>1 LAC &amp; PLAC. 2 Children with exceptional circumstances. 3 Siblings at time of application. 4 Children living in the Parish of Godalming. 5 Children of families living outside the Parish of Godalming. <b>Criterion 1 = 1, Criterion 2 = 0, Criterion 3 = 6, Criterion 4 = 1, Criterion 5 = 1, EHCP = 0</b> <b>Offered 9</b></p>
<p>Criteria for 2019</p>	<p>1 LAC &amp; PLAC. 2 Children with exceptional circumstances. 3 Siblings at time of application. 4 Children of families living in the Parish of Godalming. 5 Children of families living outside the Parish of Godalming.</p>
<p><b>Hale School</b> Criteria for 2018 and numbers offered</p>	<p><b>JUNIOR (7+):</b> 1 LAC &amp; PLAC. 2 Exceptional social/medical need. 3 Siblings at time of admission. 4 <sup>1</sup>Children attending Folly Hill Infant School. 5 Children for whom Hale School is the nearest to their home address. 6 Any other children. <sup>1</sup> Criterion 4 will only apply until 31 August 2018 as, after this date, all eligible children will have left the infant school. <b>Criterion 1 = 0, Criterion 2 = 0, Criterion 3 = 3, Criterion 4 = 13, Criterion 5 = 2, Criterion 6 = 2, Centrally offered = 2, EHCP = 0</b> <b>Offered 22#</b></p>
<p>Criteria for 2019</p>	<p><b>JUNIOR (7+):</b> 1 LAC &amp; PLAC. 2 Exceptional social/medical need. 3 Siblings at time of admission. 4 <sup>1</sup>Children attending Folly Hill Infant School. 5 Children for whom Hale School is the nearest to their home address. 6 Any other children. <sup>1</sup> Criterion 4 will only apply to children who attend Folly Hill Infant School in Year 2 and will not be applied once a child has left this school.</p>

## WAVERLEY: ADMISSION CRITERIA

<b>Highfield South Farnham School</b> <b>Criteria for 2018 and numbers offered</b>	1 LAC & PLAC. 2 Exceptional arrangements. 3 Children of staff, priority will be given to children of members of the senior leadership team who have been employed at the school for two or more years and for new staff employed to a difficult to recruit position. 4 Siblings at time of admission. 5 Any other children. <b>Criterion 1 = 0, Criterion 2 = 0, Criterion 3 = 1, Criterion 4 = 16, Criterion 5 = 27, Late applications = 1, EHCP = 0</b>	<b>Offered 45±</b>
<b>Criteria for 2019</b>	<b>RECEPTION (4+):</b> 1 LAC & PLAC. 2 Exceptional arrangements. 3 Children of staff, priority will be given to children of members of the senior leadership team who have been employed at the school for two or more years and for new staff employed to a difficult to recruit position. 4 Siblings at time of admission. 5 Any other children. <b>JUNIOR 7+:</b> 1 LAC & PLAC. 2 Exceptional arrangements. 3 Children of staff, priority will be given to children of members of the senior leadership team who have been employed at the school for two or more years and for new staff employed to a difficult to recruit position. 4 Siblings at time of admission. 5 Children attending a named feeder school which is St Andrew's CofE Infant, Farnham. 6 Any other children.	
<b>Park Mead Primary School</b> <b>Criteria for 2018 and numbers offered</b>	1 LAC & PLAC. 2 Exceptional arrangements i) Medical grounds ii) Other sensitive, individual or compelling family circumstances. 3 Siblings resident at the same address attending the school at the time of the sibling's admission. 4 Proximity of the child's home to the school with those living nearer being accorded the higher priority. <b>Criterion 1 = 0, Criterion 2 = 1, Criterion 3 = 19, Criterion 4 = 40, Distance = 6.72km, EHCP = 0</b>	<b>Offered 60</b>
<b>Criteria for 2019</b>	1 LAC & PLAC. 2 Exceptional social/medical need. 3 Children with siblings on roll at Park Mead at the time of the child's admission. 4 All other applicants, proximity of the child's home to the school with those living nearer being accorded the higher priority.	
<b>Potters Gate Church of England Primary School</b> <b>Criteria for 2018 and numbers offered</b>	1 LAC & PLAC. 2 Exceptional social/medical need. 3 Siblings at the time of admission. 4 Children for which the school is nearest to their home address. 5 Any other children. <b>Criterion 1 = 1, Criterion 2 = 0, Criterion 3 = 26, Criterion 4 = 7, Criterion 5 = 22, Distance = 4.14km, EHCP = 0</b>	<b>Offered 56</b>
<b>Criteria for 2019</b>	<b>RECEPTION (4+):</b> 1 LAC & PLAC. 2 Exceptional circumstances. 3 Siblings of children who will be on roll at Potter's Gate CofE Primary School at the time of application. 4 Children of full-time and part-time members of staff on the school payroll at the closing date for applications and who have been employed for two or more years by that date 5 Any other children whose parents wish them to attend this Church of England School. <b>JUNIOR (7+):</b> 1 LAC & PLAC. 2 Exceptional circumstances. 3 Children attending St Andrew's CofE Infant School at the time of application. 4 Siblings of children who will be on roll at Potters Gate CofE Primary School at the time of application. 5 Children of full-time and part-time members of staff on the school payroll at the closing date for applications and who have been employed for two or more years by that date. 6 Any other children whose parents wish them to attend this Church of England School.	
<b>Shottermill Junior School</b> <b>Criteria for 2018 and numbers offered</b>	1 LAC & PLAC. 2 Exceptional social/medical need. 3 <sup>1</sup> Children attending Shottermill Infant School. 4 Siblings, at the time of admission, not admitted under criterion 3. 5 Any other children. <sup>1</sup> Criterion 3 will only apply until 31 August 2018 as, after this date, all eligible children will have left the infant school. <b>Criterion 1 = 0, Criterion 2 = 0, Criterion 3 = 85, Criterion 4 = 0, Criterion 5 = 2, Late applications = 2, EHCP = 1</b>	<b>Offered 90**</b>
<b>Criteria for 2019</b>	1 LAC & PLAC. 2 Exceptional social/medical need. 3 <sup>1</sup> Children attending Shottermill Infant School. 4 Siblings, at the time of admission, not admitted under criterion 3. 5 Any other children. <sup>1</sup> Criterion 3 will only apply to children who attend Shottermill Infant School in Year 2 and will not be applied once a child has left this school.	
<b>South Farnham School</b> <b>Criteria for 2018 and numbers offered</b>	<b>RECEPTION (4+):</b> 1 LAC & PLAC. 2 Exceptional arrangements. 3 Children of staff at the school. Priority will be given to children of members of the senior leadership team who have been employed at the school for two or more years and for new staff employed to a difficult to recruit position. 4 Siblings of pupils who would be attending the school at the time of admission. 5 All other applicants. <b>Criterion 1 = 1, Criterion 2 = 0, Criterion 3 = 0, Criterion 4 = 40, Criterion 5 = 49, Distance = 1.11km, EHCP = 0</b>	<b>Offered 90</b>
<b>Criteria for 2019</b>	<b>RECEPTION (4+):</b> 1 LAC & PLAC. 2 Exceptional arrangements. 3 Children of staff at the school. Priority will be given to children of members of the senior leadership team who have been employed at the school for two or more years and for new staff employed to a difficult to recruit position. 4 Siblings of pupils who would be attending the school at the time of admission. 5 All other applicants. <b>JUNIOR (7+):</b> 1 LAC & PLAC. 2 Exceptional arrangements. 3 Children of staff at the school. Priority will be given to children of members of the senior leadership team who have been employed at the school for two or more years and for new staff employed to a difficult to recruit position. 4 Siblings of pupils who would be attending the school at the time of admission. 5 Children attending a named feeder school: All Saints CofE Infant, Tilford; St John's CofE Infant, Churt; St Mary's CofE Infant, Frensham. 6 All other applicants. <b>Criteria 1 - 3 = 0, Criterion 4 = 15, Criterion 5 = 45, Criterion 6 = 12, Late applications = 3, EHCP = 1</b>	<b>Offered 76**</b>



## WAVERLEY: ADMISSION CRITERIA

<b>St Andrew's Church of England Infant School</b> <b>Criteria for 2018 and numbers offered</b>	<b>1 LAC &amp; PLAC. 2 Exceptional social/medical need. 3 Siblings at time of admission. 4 Children living within the catchment area of St Andrew's CofE Infant School. 5 Any other children.</b> <b>Criterion 1 = 0, Criterion 2 = 0, Criterion 3 = 3, Criterion 4 = 0, Criterion 5 = 10, EHCP = 0</b>	<b>Offered 13</b>
<b>Criteria for 2019</b>	<b>1 LAC &amp; PLAC. 2 Exceptional circumstances. 3 Siblings of children who will be on roll at St Andrew's CofE Infant School at the time of admission. 4 Any other children whose parents wish them to attend this Church of England School.</b>	
<b>St Bartholomew's Church of England (Aided) Primary School</b> <b>Criteria for 2018 and numbers offered</b>	<b>1 LAC &amp; PLAC. 2 Children with an exceptional social or medical need. 3 Sibling at the time of admission. 4 Children whose parents regularly worship at St Bartholomew's and/or St Christopher's Churches in Haslemere. 5 Children of staff where the member of staff has been employed at the school for two or more years at the time of application. 6 Other children whose parents wish them to receive a church school education.</b> <b>Criterion 1 = 0, Criterion 2 = 0, Criterion 3 = 32, Criterion 4 = 0, Criterion 5 = 0, Criterion 6 = 28, Distance = 1.86km, EHCP = 0</b>	<b>Offered 60</b>
<b>Criteria for 2019</b>	<b>1 LAC &amp; PLAC. 2 Children with an exceptional social or medical need. 3 Sibling at the time of admission. 4 Children whose parents regularly worship at St Bartholomew's and/or St Christopher's Churches in Haslemere. 5 Children of staff where the member of staff has been employed at the school for two or more years at the time of application. 6 Other children whose parents wish them to receive a church school education.</b>	
<b>St Cuthbert Mayne Catholic Primary School</b> <b>Criteria for 2018 and numbers offered</b>	<b>1 Catholic LAC &amp; PLAC. 2 Catholic children with a brother or sister at the school at the time of admission, resident in the Cranleigh and Bramley parish. 3 Catholic children with a brother or sister at the school at the time of admission, who are not resident in the Cranleigh and Bramley parish. 4 Catholic children without a brother or sister at the school at the time of admission, resident in the Cranleigh and Bramley parish. 5 Catholic children without a brother or sister at the time of admission, who are not resident in the Cranleigh and Bramley parish. 6 Other LAC &amp; PLAC. 7 Catechumens, Candidates for Reception into the Church and children who are members of an Orthodox Church. 8 Other children with a brother or sister at the school at the time of admission. 9 Children of other Christian denominations whose membership is evidenced by a minister of religion. 10 Children of other faiths whose membership is evidenced by a religious leader. 11 Any other children.</b> <b>Criterion 1 = 0, Criterion 2 = 9, Criterion 3 = 0, Criterion 4 = 4, Criterion 5 = 0, Criterion 6 = 0, Criterion 7 = 2, Criterion 8 = 2, Criterion 9 = 4, Criterion 10 = 0, Criterion 11 = 2, Distance = 0.64km, EHCP = 0</b>	<b>Offered 23</b>
<b>Criteria for 2019</b>	<b>1 Catholic LAC &amp; PLAC. 2 Catholic children with a brother or sister at the school at the time of admission, resident in the Cranleigh and Bramley parish. 3 Catholic children with a brother or sister at the school at the time of admission, who are not resident in the Cranleigh and Bramley parish. 4 Catholic children without a brother or sister at the school at the time of admission, resident in the Cranleigh and Bramley parish. 5 Catholic children without a brother or sister at the time of admission, who are not resident in the Cranleigh and Bramley parish. 6 Other LAC &amp; PLAC. 7 Catechumens, Candidates for Reception into the Church and children who are members of an Orthodox Church. 8 Other children with a brother or sister at the school at the time of admission. 9 Children of other Christian denominations whose membership is evidenced by a minister of religion. 10 Children of other faiths whose membership is evidenced by a religious leader. 11 Any other children.</b>	
<b>St Edmund's Catholic Primary School</b> <b>Criteria for 2018 and numbers offered</b>	<b>1 Catholic LAC &amp; PLAC. 2 Catholic children with an exceptional or compelling need that can only be met at St Edmund's Catholic Primary School. 3 Catholic children with a brother or sister at the school at the time of admission, resident in the parish of Godalming, whose parent/carer attends Sunday Mass at least once a month. 4 Catholic children with a brother or sister at the school at the time of admission, who are not resident in the parish of Godalming, whose parent/carer attends Sunday Mass at least once a month. 5 Catholic children without a brother or sister at the school at the time of admission, resident in the parish of Godalming, whose parent/carer attends Sunday Mass at least once a month. 6 Catholic children without a brother or sister at the school at the time of admission, who are not resident in the parish of Godalming, whose parent/carer attends Sunday Mass at least once a month. 7 Other Catholic children. 8 Other LAC &amp; PLAC. 9 Other children with an exceptional or compelling need that can only be met at St Edmund's Catholic Primary School. 10 Catechumens, Candidates for Reception into the Church and children who are members of an Orthodox Church. 11 Other children with a brother or sister at the school at the time of admission. 12 Any other children.</b> <b>Criterion 1 = 0, Criterion 2 = 0, Criterion 3 = 8, Criterion 4 = 0, Criterion 5 = 14, Criterion 6 = 0, Criterion 7 = 6, Criteria 8 - 11 = 0, Criterion 12 = 2, Distance = 2.29km, EHCP = 0</b>	<b>Offered 30</b>
<b>Criteria for 2019</b>	<b>1 Catholic LAC &amp; PLAC. 2 Catholic children with an exceptional or compelling need that can only be met at St Edmund's Catholic Primary School. 3 Catholic children with a brother or sister at the school at the time of admission, resident in the parish of Godalming, whose parent/carer attends Sunday Mass at least once a month. 4 Catholic children with a brother or sister at the school at the time of admission, who are not resident in the parish of Godalming, whose parent/carer attends Sunday Mass at least once a month. 5 Catholic children without a brother or sister at the school at the time of admission, resident in the parish of Godalming, whose parent/carer attends Sunday Mass at least once a month. 6 Catholic children without a brother or sister at the school at the time of admission, who are not resident in the parish of Godalming, whose parent/carer attends Sunday Mass at least once a month. 7 Other Catholic children. 8 Other LAC &amp; PLAC. 9 Other children with an exceptional or compelling need that can only be met at St Edmund's Catholic Primary School. 10 Catechumens, Candidates for Reception into the Church and children who are members of an Orthodox Church. 11 Other children with a brother or sister at the school at the time of admission. 12 Any other children.</b>	

## WAVERLEY: ADMISSION CRITERIA

<p><b>St James Church of England (Aided) Primary School</b>  <b>Criteria for 2018 and numbers offered</b></p>	<p>1 LAC &amp; PLAC. 2 Exceptional circumstances. 3 Children who will have at least one sibling on roll at St James Primary School at the time of admission. 4 Children resident in the Parishes of Elstead or Thursley and who worship with their parents regularly at St James' or St Michael and All Angels. 5 Children resident within the Parishes of Elstead or Thursley and who worship with their parents regularly within other churches or faiths. 6 Children resident in the Parishes of Elstead or Thursley. 7 Children resident outside the Parishes of Elstead and Thursley and who worship with their parents regularly at St James or St Michael and All Angels or within other churches or faiths. 8 Children resident outside the Parishes of Elstead and Thursley whose parents wish them to attend this church school.</p> <p><b>Criterion 1 = 1, Criterion 2 = 0, Criterion 3 = 12, Criterion 4 = 2, Criterion 5 = 0, Criterion 6 = 4, Criterion 7 = 0, Criterion 8 = 3, EHCP = 0</b> <b>Offered 22</b></p>
<p><b>Criteria for 2019</b></p>	<p>1 LAC &amp; PLAC. 2 Exceptional circumstances. 3 Children who will have at least one sibling on roll at St James Primary School at the time of admission. 4 Children resident in the Parishes of Elstead or Thursley and who worship with their parents regularly at St James' or St Michael and All Angels. 5 Children resident within the Parishes of Elstead or Thursley and who worship with their parents regularly within other churches or faiths. 6 Children resident in the Parishes of Elstead or Thursley. 7 Children resident outside the Parishes of Elstead and Thursley and who worship with their parents regularly at St James or St Michael and All Angels or within other churches or faiths. 8 Children resident outside the Parishes of Elstead and Thursley whose parents wish them to attend this church school.</p>
<p><b>St John's Church of England (Aided) Infant School</b>  <b>Criteria for 2018 and numbers offered</b></p>	<p>1 LAC &amp; PLAC. 2 Children with exceptional circumstances, documented medical or social needs. 3 Children who have a sibling at the school at the time of the closing date for applications. 4 Children for whom St John's school is the nearest school admitting pupils of the same age. 5 Children for whom St John's is not the nearest school but who are, in priority order: a) children of parents who are regular worshippers at St John's the Evangelist Church, Churt with Rushmoor. b) Children of parents who are regular worshippers at a Christian church of any denomination. 6 Children whose parents wish them to attend this church school.</p> <p><b>Criterion 1 = 0, Criterion 2 = 0, Criterion 3 = 8, Criterion 4 = 4, Criterion 5a = 1, Criterion 5b = 2, Criterion 6 = 15, Distance = 6.16km, EHCP = 0</b> <b>Offered 30</b></p>
<p><b>Criteria for 2019</b></p>	<p>1 LAC &amp; PLAC. 2 Children with exceptional circumstances, documented medical or social needs. 3 Children who have a sibling at the school at the time of application OR a sibling who has previously attended the school for a minimum of one year. 4 Children of staff who have been employed at the school for at least 2 years by the closing date for applications OR who have been recruited to fill a vacant post for which there is a demonstrable skills shortage. 5 Children for whom St John's school is the nearest school admitting pupils of the same age. 6 Children for whom St John's is not the nearest school but who are, in priority order: a) children of parents who are regular worshippers at St John's the Evangelist Church, Churt with Rushmoor. b) Children of parents who are regular worshippers at a Christian church of any denomination. 7 Children whose parents wish them to attend this church school.</p>
<p><b>St Mary's Church of England (Aided) Infant School, Frensham</b>  <b>Criteria for 2018 and numbers offered</b></p>	<p>1 LAC &amp; PLAC. 2 Exceptional social/medical need. 3 Families living within the ecclesiastical parish of Frensham which includes: Peakfield, Millbridge, Shortfield, Lane End, Dockenfield, West End, Spreakley and Moons Hill. 4 Siblings at the date of application. 5 Children who have a sibling who has previously attended St Mary's School, Frensham for a minimum of two years. 6 Children who live outside the ecclesiastical parish boundary but whose parents are regular worshippers at the church of St Mary the Virgin, Frensham or The Good Shepherd, Dockenfield. 7 Children whose parents wish them to attend this church school.</p> <p><b>Criterion 1 = 0, Criterion 2 = 0, Criterion 3 = 8, Criterion 4 = 5, Criterion 5 = 1, Criterion 6 = 0, Criterion 7 = 10, Centrally offered = 1, EHCP = 0</b> <b>Offered 25</b></p>
<p><b>Criteria for 2019</b></p>	<p>1 LAC &amp; PLAC. 2 Exceptional social/medical need. 3 Families living within the ecclesiastical parish of Frensham which includes: Peakfield, Millbridge, Shortfield, Lane End, Dockenfield, West End, Spreakley and Moons Hill. 4 Siblings at the date of application. 5 Children who have a sibling who has previously attended St Mary's School, Frensham for a minimum of two years. 6 Children who live outside the ecclesiastical parish boundary but whose parents are regular worshippers at the church of St Mary the Virgin, Frensham or The Good Shepherd, Dockenfield. 7 Children whose parents wish them to attend this church school.</p>
<p><b>St Mary's Church of England Primary School</b>  <b>Criteria for 2018 and numbers offered</b></p>	<p>1 LAC &amp; PLAC. 2 Exceptional circumstances. 3 Siblings of existing pupils at the school who live within the parish boundary of Chiddingfold and who will still be on roll at the time of entry. 4 Children living within the parish boundary of Chiddingfold. 5 Siblings of existing pupils of the school who live outside the parish boundary of Chiddingfold and who will still be on roll at the time of entry. 6 Children living outside the parish boundary whose parents wish them to attend this Church school.</p> <p><b>Criterion 1 = 0, Criterion 2 = 0, Criterion 3 = 10, Criterion 4 = 13, Criterion 5 = 2, Criterion 6 = 0, Late applications = 1, EHCP = 0</b> <b>Offered 26</b></p>
<p><b>Criteria for 2019</b></p>	<p>1 LAC &amp; PLAC. 2 Exceptional circumstances. 3 Siblings of existing pupils at the school who live within the parish boundary of Chiddingfold and who will still be on roll at the time of entry. 4 Children living within the parish boundary of Chiddingfold. 5 Siblings of existing pupils of the school who live outside the parish boundary of Chiddingfold and who will still be on roll at the time of entry. 6 Children living outside the parish boundary whose parents wish them to attend this Church school.</p>
<p><b>St Peter's Church of England Primary School</b>  <b>Criteria for 2018 and numbers offered</b></p>	<p>1 LAC &amp; PLAC. 2 Exceptional circumstances. 3 Children who have a sibling at the time of entry to the school. 4 Children who have a parent with a definite, current commitment to St Peter's Church, Wrecclesham. 5 Children who have a parent with a definite, current commitment with another Christian Church and live within the parish boundary of St Peter's Church, Wrecclesham. 6 Children who live within the parish boundary of St Peter's Church, Wrecclesham. 7 Children who live outside the parish boundary of St Peter's Church.</p> <p><b>Criterion 1 = 1, Criterion 2 = 0, Criterion 3 = 19, Criterion 4 = 0, Criterion 5 = 1, Criterion 6 = 9, Criterion 7 = 6, EHCP = 0</b> <b>Offered 36</b></p>

## WAVERLEY: ADMISSION CRITERIA

<p><b>Criteria for 2019</b></p>	<p>1 LAC &amp; PLAC. 2 Exceptional circumstances. 3 Children who have a sibling at the school at the time of entry to the school. 4 Children who have a parent with a definite, current commitment to St Peter's Church, Wrecclesham. 5 Children who have a parent with a definite, current commitment with another Christian Church and live within the parish boundary of St Peter's Church, Wrecclesham. 6 Children who live within the parish boundary of St Peter's Church, Wrecclesham. 7 Children who live outside the parish boundary of St Peter's Church.</p>
<p><b>St Polycarp's Catholic Primary School, Farnham Criteria for 2018 and numbers offered</b></p>	<p>1 LAC &amp; PLAC. 2 Catholic children with a brother or sister at the school at the time of admission, resident in one of the following parishes: Farnham; Ash with Heath End, Haslemere, Hindhead and Chiddingfold, whose parent/carer attends Sunday Mass at least once a month. 3 Catholic children with a brother or sister at the school at the time of admission, who are not resident in the parishes named above, whose parent/carer attends Sunday Mass at least once a month. 4 Catholic children without a brother or sister at the school at the time of admission, resident in the parishes named in criterion 2 whose parent/carer attends Sunday Mass at least once a month. 5 Catholic children without a brother or sister at the school at the time of admission, who are not resident in the named parishes in criterion 2 whose parent/carer attends Sunday Mass at least once a month. 6 Other Catholic children. 7 Catechumens, Candidates for Reception into the Church and children who are members of an Orthodox Church. 8 Other children with a brother or sister at the school at the time of admission. 9 Children of other Christian denominations whose membership is evidenced by a minister of religion. 10 Children of other faiths whose membership is evidenced by a religious leader. 11 Any other children. <b>Criterion 1 = 0, Criterion 2 = 21, Criterion 3 = 6, Criterion 4 = 15, Criterion 5 = 2, Criterion 6 = 2, Criterion 7 = 0, Criterion 8 = 1, Criterion 9 = 0, Criterion 10 = 0, Criterion 11 = 3, Late applications = 1, EHCP = 0</b> <b>Offered 51</b></p>
<p><b>Criteria for 2019</b></p>	<p>1 LAC &amp; PLAC. 2 Catholic children with a brother or sister at the school at the time of admission, resident in one of the following parishes: Farnham; Ash with Heath End, Haslemere, Hindhead and Chiddingfold, whose parent/carer attends Sunday Mass at least once a month. 3 Catholic children with a brother or sister at the school at the time of admission, who are not resident in the parishes named above, whose parent/carer attends Sunday Mass at least once a month. 4 Catholic children without a brother or sister at the school at the time of admission, resident in the parishes named in criterion 2 whose parent/carer attends Sunday Mass at least once a month. 5 Catholic children without a brother or sister at the school at the time of admission, who are not resident in the named parishes in criterion 2 whose parent/carer attends Sunday Mass at least once a month. 6 Other Catholic children. 7 Catechumens, Candidates for Reception into the Church and children who are members of an Orthodox Church. 8 Other children with a brother or sister at the school at the time of admission. 9 Children of other Christian denominations whose membership is evidenced by a minister of religion. 10 Children of other faiths whose membership is evidenced by a religious leader. 11 Any other children.</p>
<p><b>Waverley Abbey Church of England Junior School Criteria for 2018 and numbers offered</b></p>	<p>1 LAC &amp; PLAC. 2 Exceptional circumstances. 3 Siblings of children who will be on roll at Waverley Abbey or who have been on roll at Waverley Abbey within the past two years at the time of admission. 4 Children attending the following church aided infant schools at the time of application: All Saint's CoFE School, Tilford, St Mary's CoFE School, Frensham, St John's CoFE School, Churt, Puttenham CoFE School, Puttenham. 5 Children attending St Mary's CoFE School, Shackleford at the time of application. 6 Children attending St Paul's CoFE School, Tongham at the time of application OR residing in the following ecclesiastical parishes at the time of application: Tilford, Frensham, Churt, Seale, Puttenham, Thursley, Peper Harow, Shackleford, Tongham and Wanborough. 7 Children of staff who are on the payroll and have been employed at the school for two years or more or who meet a skills shortage. 8 Any other child whose parents want them to attend this Church of England school. <b>Criterion 1 = 0, Criterion 2 = 1, Criterion 3 = 47, Criterion 4 = 52, Criterion 5 = 15, Criterion 6 = 12, Criterion 7 = 0, Criterion 8 = 1, Distance = 3.05km, EHCP = 1</b> <b>Offered 29**</b></p>
<p><b>Criteria for 2019</b></p>	<p>1 LAC &amp; PLAC. 2 Exceptional circumstances. 3 Siblings of children who will be on roll at Waverley Abbey at the time of admission or who have been on roll at Waverley Abbey within the past two years at the time of admission. 4 Children of staff who are on the payroll and have been employed at the school for two years or more or who meet a skills shortage. 5 Children attending the following Church of England aided infant schools at the time of application: All Saint's CoFE School, Tilford, St John's CoFE School, Churt, Puttenham CoFE School, Puttenham, St Mary's CoFE School, Frensham. 6 Children attending St Mary's CoFE School, Shackleford at the time of application. 7 Children attending St Paul's CoFE School, Tongham at the time of application OR residing in the following ecclesiastical parishes at the time of application: Tilford, Frensham, Churt, Seale, Puttenham, Thursley, Peper Harow, Shackleford, Tongham and Wanborough. 8 Any other child whose parents want them to attend this Church of England School.</p>
<p><b>William Cobbett Primary School Criteria for 2018 and numbers offered</b></p>	<p><b>JUNIOR (7+):</b> 1 LAC &amp; PLAC. 2 Exceptional social/medical need. 3 Siblings at time of admission. 4 <sup>1</sup>Children attending a named feeder school: Badshot Lea Village Infant and Folly Hill Infant. 5 Children for whom William Cobbett Primary School is the nearest to their home address. 6 Any other children. <sup>1</sup> Criterion 4 will only apply until 31 August 2018 as, after this date, all eligible children will have left the infant schools. <b>Criterion 1 = 0, Criterion 2 = 0, Criterion 3 = 18, Criterion 4 = 24, Distance = 1.53km, Criterion 5 = 0, Criterion 6 = 0, EHCP = 8</b> <b>Offered 50</b></p>
<p><b>Criteria for 2019</b></p>	<p><b>JUNIOR (7+):</b> 1 LAC &amp; PLAC. 2 Exceptional social/medical need. 3 Siblings at time of admission. 4 <sup>1</sup>Children attending a named feeder school: Badshot Lea Village Infant and Folly Hill Infant. 5 Children for whom William Cobbett Primary School is the nearest to their home address. 6 Any other children. <sup>1</sup> Criterion 4 will only apply to children who attend Badshot Lea Village or Folly Hill Infant schools in Year 2 and will not be applied once a child has left these schools.</p>



**WAVERLEY: ADMISSION CRITERIA**

<p><b>Wonersh and Shamley Green Church of England (Aided) Primary School</b>  <b>Criteria for 2018 and numbers offered</b></p>	<p>1 LAC &amp; PLAC. 2 Exceptional circumstances. 3 Siblings attending the school at the time of admission. 4 Children living in the civil parish of Wonersh (which includes Blackheath, Shamley Green and Wonersh) or in the ecclesiastical parishes of Shamley Green (which includes most of Rowly) or Wonersh with Blackheath. 5 Children living outside the areas specified in criterion 4 who can show regular attendance at a Christian church situated in the civil parish of Wonersh or in the ecclesiastical parishes of Shamley Green or Wonersh with Blackheath. 6 Children living outside the areas specified in criterion 4 who can show regular attendance at a Christian church, which is also outside the areas specified in criterion 4. 7 Children living outside the area specified in criterion 4 whose parents wish their child to attend this Church of England School.  <b>Criterion 1 = 0, Criterion 2 = 0, Criterion 3 = 10, Criterion 4 = 8, Criterion 5 = 1, Criterion 6 = 2, Criterion 7 = 8, EHCP = 0</b> <span style="float: right;"><b>Offered 29</b></span></p>
<p><b>Criteria for 2019</b></p>	<p>1 LAC &amp; PLAC. 2 Exceptional circumstances. 3 Siblings attending the school at the time of admission. 4 Children living in the civil parish of Wonersh (which includes Blackheath, Shamley Green and Wonersh) or in the ecclesiastical parishes of Shamley Green (which includes most of Rowly) or Wonersh with Blackheath. 5 Children living outside the areas specified in criterion 4 who can show regular attendance at a Christian church situated in the civil parish of Wonersh or in the ecclesiastical parishes of Shamley Green or Wonersh with Blackheath. 6 Children living outside the areas specified in criterion 4 who can show regular attendance at a Christian church, which is also outside the areas specified in criterion 4. 7 Children living outside the area specified in criterion 4 whose parents wish their child to attend this Church of England School.</p>



