

Information on primary schools in Surrey 2019/20 – Elmbridge

- List of infant, junior and primary schools in Elmbridge that have an intake at Reception and Year 3 and their contact details
- School codes – for use on the local authority application form
- A summary of how places were allocated in 2018 and the admission criteria for all Surrey state funded primary schools for September 2019
- Surrey map

www.surreycc.gov.uk/admissions



SURREY

SURREY COUNTY COUNCIL'S STATE FUNDED PRIMARY SCHOOLS IN ELMBRIDGE

Contents	Page
Schools with an intake at Reception	4
Schools with an intake at Year 3	7
How places were allocated for 2018 and admission criteria for September 2019	8
Surrey Map	Back page

Contact Details

Surrey Schools and Childcare Service Tel: 0300 200 1004
www.surreycc.gov.uk/admissions

Published Admission Number (PAN) – This is the number of places that each school expects to offer. All PANs apply to admission at Reception at age 4 or to Year 3 at age 7. In the case of primary schools where there is an additional entry to Year 3 at age 7, that number does *not* include the children who will transfer from Year 2.

Important information regarding admission criteria

The information provided in this booklet serves as a *guide* to the admission criteria for academies and community, foundation, free, trust, voluntary aided and voluntary controlled schools. *It should not be regarded as definitive*. Please contact academies and foundation, free, trust and voluntary aided schools for detailed information about their admission criteria and the local authority for detailed information on community and voluntary controlled schools or visit: www.surreycc.gov.uk/admissions.

Starting school – Children reach statutory school age at the start of the term following their 5th birthday. Under current legislation all infant and primary schools provide for 4 year olds to be admitted into the reception class on a full/part-time basis in the September after their fourth birthday.

Applying for a place in Year 3

If your child is leaving Year 2 of an infant school in July 2019 you will need to apply for a Year 3 place at another school. The schools listed in the Year 3 section of this booklet are those which have an intake at Year 3. If you also want to apply for a place at a primary school which does not have an intake at Year 3, you will need to complete a separate in year application form for that school. For more information on which schools might have in year vacancies please contact Surrey Schools and Childcare Services on 0300 200 1004.

Split site schools – Where schools operate on more than one site, the school will be responsible for assigning pupils to each site after the allocation of school places and for the subsequent organisation and use of each site. Parents should not presume that an offer of a place at a school will ensure admission to a particular site.

KEY

Types of school

Some schools might change to academy status during the 2018/19 academic year. For up to date information on the type of each school please see the 'Directory of Surrey schools' at www.surreycc.gov.uk/schools.

A = Academy

C = Community school

F = Foundation school

Fr = Free school

T = Trust school

VA = Voluntary Aided school

VC = Voluntary Controlled school

Admission criteria

LAC & PLAC = Looked after and previously looked after children

EHCP = Children with an Education, Health and Care Plan.

✚ Next to the school name indicates that the school will be taken into account when assessing each child's nearest school when considering admission to community and voluntary controlled schools.

📄 This symbol in the fourth column indicates that a separate supplementary information form may need to be completed. Where criteria numbers are listed, the supplementary information form only needs to be completed by parents applying under those criteria. Supplementary information forms are available at www.surreycc.gov.uk/admissions or from the school and must be returned directly to that school. The local authority application form must be completed in all cases.

Number offered: We show the number of pupils offered a place at each school for September 2018, based on the allocation date of 16 April 2018. In some instances the total number offered was more than the Published Admission Number. This is generally because additional places were offered to meet local demand.

* Next to the number offered indicates that the school intended to drop back to PAN for the 2018 intake.

** Next to the number offered indicates that the school intended to remain above PAN for the 2018 intake

Distance offered

Where a school was oversubscribed in 2018 we have included the distance (where appropriate) from which the last applicant was allocated. This has been included within the criterion under which the last applicant was offered a place. This data is relevant to the allocation date of 16 April 2018.

Lates

In some cases vacancies remained after the initial allocation to on time applicants and these were filled by applicants who had applied late.

Catchment area maps: where these apply, they can be viewed either on the school's website (for academy, foundation, trust and voluntary aided schools) or the Surrey County Council website (for community and voluntary controlled schools).

Admission criteria for community and voluntary controlled schools in Surrey

The admission criteria for the majority of Surrey's community and voluntary controlled schools are set out below. Where a community or voluntary controlled school's admission criteria are different, the criteria are listed separately after the list of schools. Some own admission authority schools may also follow Surrey's arrangements for community and voluntary controlled schools.

1. Looked after and previously looked after children
2. Exceptional social/medical need
3. Children who will have a sibling at the school or at an infant/junior school which operates shared sibling priority, at the time of the child's admission
4. Children for whom the school is the nearest to their home address as measured by straight line - the nearest school will be the school closest to the home address that has a Published Admission Number to admit pupils of the appropriate age range and which admits local children. **The nearest school may be either inside or outside the county boundary.**
5. Any other children, prioritised according to the distance they live from the school.






Unless otherwise stated, distance will be used when any category is oversubscribed and will be measured by straight line from the address point of the pupil's home to the nearest official school gate for pupils to use. Where two or more children share priority for a place, Surrey County Council will use random allocation to determine which child should be given priority.

Information on Early Years provision




If you are looking for Early Years information please contact the Family Information Service:

Website: surreycc.gov.uk/fis Email: surrey.fis@surreycc.gov.uk Tel: 0300 200 1004




ELMBRIDGE: RECEPTION




School Name	D f E No	Type of School	Additional form (see page 2)	Address	Year groups 2019/20	Headteacher/ Principal	School contact details	PAN 2019	Preferences for Sept 2018	Number Offered 2018	LAC & PLAC	Exceptional	Siblings	Nearest School	Others by Distance	Centrally Offered	EHCP	Lates	
Ashley Church of England (Aided) Primary School ☼	936/3930	A	 for criteria 3, 6.1, 6.2 & 7	Ashley Road Walton-on-Thames KT12 1HX	Rec - Y6	Mr R J Dunne	Tel: 01932 227695 e: lbarden@ashley.surrey.sch.uk w: www.ashleyschool.org.uk Enquiries to: Mrs L Barden	90	267	90	See separate admission criteria								
Bell Farm Primary School ☼	936/2430	C	-	Hersham Road Hersham Walton-on-Thames KT12 5NB	Rec - Y6 + Nursery	Miss A Cooper	Tel: 01932 224009 e: info@bell-farm.surrey.sch.uk w: www.bell-farm.co.uk Enquiries to: School Office	90	278	120**	0	0	49	30	41 3.25km	0	0	0	
Burhill Primary School ☼	936/2427	T	 for criterion 4 only	New Berry Lane Hersham Walton-on-Thames KT12 4HQ	Rec - Y6 + Nursery	Mrs S Hewlett-Taylor	Tel: 01932 225836 e: office@burhill.surrey.sch.uk w: www.burhill.surrey.sch.uk Enquiries to: Mrs J Duddy	90	301	90	See separate admission criteria								
Cardinal Newman Catholic Primary School	936/3919	A	 for criteria 1 – 6, 8, 10 & 11	Arch Road Hersham Walton-on-Thames KT12 4QT	Rec - Y6	Mrs C Burnham	Tel: 01932 222536 e: office@cardinalnewmanschool.co.uk w: www.cardinalnewmanschool.co.uk Enquiries to: School Office	60	133	60	See separate admission criteria								
Chandlers Field Primary School ☼	936/2949	T	-	High Street West Molesey KT8 2LX	Rec - Y6 + Nursery	Mrs L Williams	Tel: 020 8224 4731 e: info@chandlers-field.surrey.sch.uk w: www.chandlers-field.surrey.sch.uk Enquiries to: School Office	60	87	60	0	0	18	24	8	10	0	0	
Claygate Primary School ☼	936/2929	F	-	Foley Road Claygate KT10 0NB	Rec - Y6	Mrs S Cunningham	Tel: 01372 465348 e: office@claygate.surrey.sch.uk w: www.claygate.surrey.sch.uk Enquiries to: Mrs L Garner	60	155	60	1	0	29	24	6 3.96km	0	0	0	
Cobham Free School ☼	936/2006	Fr	 for criteria 2, 3 & 6	The Old Police Station 91-95 Portsmouth Road Cobham KT11 1JJ	Rec-Y12 (Rec-Y13 in 2020/21)	Mrs M Khatib	Tel: 0330 330 0237 e: admissions@cobhamfreeschool.org.uk w: www.cobhamfreeschool.org.uk Enquiries to: Admissions Team	24	118	24	See separate admission criteria								
Cranmere Primary School ☼	936/2960	C	-	Arran Way Esher KT10 8BE	Rec - Y6 + Nursery	Mrs K Daniels	Tel: 020 8398 5580 e: info@cranmere.surrey.sch.uk w: www.cranmereprimary.org.uk Enquiries to: Mrs J Peters	60	256	120**	0	0	31	19	39	30	0	1	
Esher Church School ☼	936/3337	A	 for criteria 3, 4, 5 & 8	Milbourne Lane Esher KT10 9DU	Rec - Y6	Mrs C Bell	Tel: 01372 463139 e: office@esherchurchschool.org.uk w: www.esherchurchschool.org.uk Enquiries to: Admissions Team	60	165	60	See separate admission criteria								

ELMBRIDGE: RECEPTION

School Name	D f E No	Type of School	Additional form (see page 2)	Address	Year groups 2019/20	Headteacher/ Principal	School contact details	PAN 2019	Preferences for Sept 2018	Number Offered 2018	LAC & PLAC	Exceptional	Siblings	Nearest School	Others by Distance	Centrally Offered	EHCP	Lates	
Grovelands Primary School ☼	936/2428	C	-	Terrace Road Walton-on-Thames KT12 2EB	Rec - Y6 + Nursery	Mr D Tuck	Tel: 01932 227816 e: info@grovelands.surrey.sch.uk w: www.grovelands.surrey.sch.uk Enquiries to: Mrs K Longworth	60	154	60	0	1	16	32	11 1.08km	0	0	0	
Hinchley Wood Primary School ☼	936/2100	F	-	Claygate Lane Hinchley Wood KT10 0AQ	Rec - Y6	Mrs M McCarthy Miss N Buchan	Tel: 020 8398 1310 e: admin@hinchley-wood-primary.surrey.sch.uk w: www.hwps.co.uk Enquiries to: Ms A Wratten	90	313	90	See separate admission criteria								
Hurst Park Primary School ☼	936/2385	C	-	Hurst Road West Molesey KT8 1QS	Rec - Y6 + Nursery	Mrs K Divey	Tel: 020 8979 1709 e: info@hurst-park.surrey.sch.uk w: www.hurst-park.surrey.sch.uk Enquiries to: Mrs B Elliott	60	199	60	0	0	32	22	6 0.6km	0	0	0	
Long Ditton Infant & Nursery School ☼	936/2101	F	 for criterion 5 only	Ditton Hill Road Long Ditton Surbiton KT6 5JB	Rec - Y2 + Nursery	Mrs M Paines	Tel: 020 8398 4398 e: info@longditton.surrey.sch.uk w: www.longdittoninfant.co.uk Enquiries to: School Office	60	213	60	See separate admission criteria								
Manby Lodge Infant School ☼	936/2472	C	-	Princes Road Weybridge KT13 9DA	Rec - Y2	Miss M Morris	Tel: 01932 851848 e: secretary@manby-lodge.surrey.sch.uk w: www.manbylodge.co.uk Enquiries to: Mrs S Clark/Mrs C Cronin	90	311	90	0	0	21	37	32 2.43km	0	0	0	
Oatlands School ☼	936/2257	C	-	St Mary's Road Weybridge KT13 9PZ	Rec - Y2	Mrs T Mooney	Tel: 01932 843990 e: info@oatlands.surrey.sch.uk w: www.oatlands.surrey.sch.uk Enquiries to: Mrs L Mills	90	330	90	0	0	16	57	17 1.48km	0	0	0	
The Orchard School ☼	936/2099	T	 for criterion 4 only	Bridge Road East Molesey KT8 9HT	Rec - Y2	Mrs C Rusby	Tel: 020 8979 2945 e: admin@orchard.surrey.sch.uk w: www.orchard.surrey.sch.uk Enquiries to: Mrs C Rusby	90	269	90	See separate admission criteria								
The Royal Kent Church of England Primary School ☼	936/3022	VC	-	Oakshade Road Oxshott KT22 0LE	Rec - Y6	Miss K Hancock	Tel: 01372 842495 e: office@royal-kent.surrey.sch.uk w: www.royal-kent.surrey.sch.uk Enquiries to: Mrs Richmond/Mrs Walsh	30	85	30	0	0	9	19	2 1.93km	0	0	0	
St Alban's Catholic Primary School ☼	936/3921	A	 for criteria 1, 2, 3, 6, 7 & 8	Beauchamp Road East Molesey KT8 2PG	Rec - Y6	Mr M Brannigan	Tel: 020 8979 5893 e: admin@stalbans.surrey.sch.uk w: www.stalbans.surrey.sch.uk Enquiries to: Mr M Brannigan	60	198	60	See separate admission criteria								

ELMBRIDGE: RECEPTION

School Name	D f E No	Type of School	Additional form (see page 2)	Address	Year groups 2019/20	Headteacher/ Principal	School contact details	PAN 2019	Preferences for Sept 2018	Number Offered 2018	LAC & PLAC	Exceptional	Siblings	Nearest School	Others by Distance	Centrally Offered	EHCP	Lates	
St Andrew's Church of England Primary School, Cobham ☼	936/3059	A	-	Lockhart Road Cobham KT11 2AX	Rec - Y6	Mrs J Mitchell Miss B Thomas	Tel: 01932 863452 e: office@standrews-primary.surrey.sch.uk w: www.standrews-primary.surrey.sch.uk Enquiries to: Mrs J Mitchell/Miss B Thomas	52	112	83**	0	0	31	21	15	13	0	3	
St Charles Borromeo Catholic Primary School	936/3918	A	 for criteria 1 - 5, 7, 9 & 10	Portmore Way Weybridge KT13 8JD	Rec - Y6 + Nursery	Mr S Holt	Tel: 01932 842617 e: info@stcharlesb.surrey.sch.uk w: www.stcharlesb.surrey.sch.uk Enquiries to: Mrs B Martin	30	118	31*	See separate admission criteria								
St James Church of England Primary School, Weybridge☼	936/3064	VC	-	Grotto Road Weybridge KT13 8PL	Rec - Y6	Miss L Rainbow	Tel: 01932 851762 e: info@stjames-veybridge.surrey.sch.uk w: www.stjames-veybridge.surrey.sch.uk Enquiries to: Mrs M Thompson	60	190	60	1	0	26	18	14 2.66km	0	1	0	
St Matthew's Church of England (Aided) Infant School, Cobham ☼	936/3340	VA	 for criteria 3 & 4	Downside Cobham KT11 3NA	Rec - Y2	Mrs K Hutt	Tel: 01932 863212 e: info@stmatthews-cobham.surrey.sch.uk w: www.stmatthewsinfantscobham.co.uk Enquiries to: Mrs K Hutt	30	105	30	See separate admission criteria								
St Paul's Catholic Primary School	936/3446	VA	 for criteria 1 - 7 & 11 - 13	Hampton Court Way Thames Ditton KT7 0LP	Rec - Y6	Mrs O DeMorais	Tel: 020 8398 6791 e: info@stpauls-thamesditton.surrey.sch.uk w: www.stpauls-thamesditton.surrey.sch.uk Enquiries to: The Admissions Officer	60	151	60	See separate admission criteria								
Thames Ditton Infant School ☼	936/2103	F	-	Speer Road Thames Ditton KT7 0PW	Rec - Y2	Mrs R Hicks	Tel: 020 8398 5842 e: info@thames-ditton-infant.surrey.sch.uk w: www.thames-ditton-infant.surrey.sch.uk Enquiries to: Mrs S Coulter	90	316	90	See separate admission criteria								
Walton Oak School ☼	936/3935	A	-	Ambleside Avenue Walton-on-Thames KT12 3LN	Rec - Y6 + Nursery	Miss M Watts	Tel: 01932 259604 e: office@oak.surrey.sch.uk w: www.oak.surrey.sch.uk Enquiries to: Mrs P Tiney	60	183	60	0	0	34	26 0.64km	0	0	0	0	

ELMBRIDGE: YEAR 3																		
School Name	D f E No	Type of School	Additional form (see page 2)	Address	Your groups 2019/20	Headteacher/ Principal	School contact details	PAN 2019	Preferences for Sept 2018	Number Offered 2018	LAC & PLAC	Exceptional	Siblings	Nearest School	Others by Distance	Centrally Offered	EHCP	Lates
Cleves School ☼	936/5221	A	 for criterion 3 only	Oatlands Avenue Weybridge KT13 9TS	Y3 - Y6	Mr C Hodges	Tel: 01932 224300 e: admissions@cleves.co.uk w: www.cleves.co.uk Enquiries to: The School Office	180	232	180	See separate admission criteria							
Long Ditton St Mary's Church of England (Aided) Junior School ☼	936/3343	VA	-	Sugden Road Long Ditton Surbiton KT7 0AD	Y3 - Y6	Mrs A Bateman	Tel: 020 8398 1070 e: school@stmarys-surbiton.surrey.sch.uk w: www.longdittonsm.org.uk Enquiries to: Mrs A Bateman	60	118	59	See separate admission criteria							
The Royal Kent Church of England Primary School ☼	936/3022	VC	-	Oakshade Road Oxshott KT22 0LE	Rec - Y6	Miss K Hancock	Tel: 01372 842495 e: office@royal-kent.surrey.sch.uk w: www.royal-kent.surrey.sch.uk Enquiries to: Mrs Richmond/Mrs C Walsh	2	22	5	0	0	2	3 1.19km	0	0	0	0
St Andrew's Church of England Primary School, Cobham ☼	936/3059	A	-	Lockhart Road Cobham KT11 2AX	Rec - Y6	Mrs J Mitchell Miss B Thomas	Tel: 01932 863452 e: office@standrews-primary.surrey.sch.uk w: www.standrews-primary.surrey.sch.uk Enquiries to: Mrs J Mitchell/Miss B Thomas	8	19	8	0	0	0	7	1 4.86km	0	0	0
St Lawrence Church of England (Aided) Junior School, East Molesey ☼	936/3341	VA	 for criterion 5 only	Church Road East Molesey KT8 9DR	Y3 - Y6	Mr D Tucker	Tel: 020 8941 0846 e: admin@stlawrence-junior.surrey.sch.uk w: www.stlawrence-junior.surrey.sch.uk Enquiries to: Mr D Tucker	90	95	77	See separate admission criteria							
Thames Ditton Junior School ☼	936/2102	F	 for criterion 4 only	Mercer Close Thames Ditton KT7 0BS	Y3 - Y6	Mr N Fry	Tel: 020 8398 3039 e: office@tdjs.org w: www.tdjs.org Enquiries to: Mrs R Gardiner	90	211	120	See separate admission criteria							

ELMBRIDGE:**ADMISSION CRITERIA**

<p>Ashley Church of England (Aided) Primary School Criteria for 2018 and numbers offered</p>	<p>1 LAC & PLAC. 2 Exceptional circumstances. 3 Children of staff on the school payroll, who have been employed for two or more years at the closing date of application. A maximum of 3 places will be available for this category. 4 An applicant with a sibling on roll at the time of admission. 5 An applicant who lives a distance of no further than 500 metres from the school. A maximum of 10 places will be available for this category. 6.1 The application lives within the ecclesiastical parish boundary of Walton on Thames AND the applicant and at least one parent regularly attend either St Mary's or St John's Church in Walton on Thames AND the attending parent is Confirmed and is a communicant member of either St Mary's or St John's Churches. 6.2 The applicant lives within the ecclesiastical parish boundary of Walton on Thames AND the applicant and at least one parent regularly attends either St Mary's or St John's Churches in Walton on Thames but the attending parent is not Confirmed. 7 The applicant lives within the ecclesiastical parish boundary of Walton on Thames AND the applicant and at least one parent regularly attend another Christian church. 8 The applicant lives within the ecclesiastical parish boundary of Walton on Thames. 9 Any other applicant whose parent wishes them to attend this Church of England school. Criterion 1 = 1, Criterion 2 = 0, Criterion 3 = 1, Criterion 4 = 56, Criterion 5 = 10, Criterion 6.1 = 20, Criterion 6.2 = 2, Distance = 0.58km, Criteria 7 – 9 = 0, EHCP = 0 Offered 90</p>
<p>Criteria for 2019</p>	<p>1 LAC & PLAC. 2 Exceptional circumstances. 3 Children of staff on the school payroll, who have been employed for two or more years at the closing date of application. A maximum of 3 places will be available for this category. 4 An applicant with a sibling on roll at the time of admission. 5 An applicant who lives a distance of no further than 500 metres from the school. A maximum of 10 places will be available for this category. 6.1 The application lives within the ecclesiastical parish boundary of Walton on Thames AND the applicant and at least one parent regularly attend either St Mary's or St John's Church in Walton on Thames AND the attending parent is Confirmed and is a communicant member of either St Mary's or St John's Churches. 6.2 The applicant lives within the ecclesiastical parish boundary of Walton on Thames AND the applicant and at least one parent regularly attends either St Mary's or St John's Churches in Walton on Thames but the attending parent is not Confirmed. 7 The applicant lives within the ecclesiastical parish boundary of Walton on Thames AND the applicant and at least one parent regularly attend another Christian church. 8 The applicant lives within the ecclesiastical parish boundary of Walton on Thames. 9 Any other applicant whose parent wishes them to attend this Church of England school.</p>
<p>Burhill Primary School Criteria for 2018 and numbers offered</p>	<p>1 LAC & PLAC. 2 Exceptional social/medical need. 3 Siblings at the time of admission. 4 Children of staff who are employed at the school and who meet one of the following conditions a) employed for two or more years at the time at which the application for admission to the school is made, and/or b) the member of staff is recruited to fill a vacant post for which there is a demonstrable skill shortage. 5 Children for whom the school is the nearest to their home address. 6 Any other children. Criterion 1 = 0, Criterion 2 = 0, Criterion 3 = 32, Criterion 4 = 1, Criterion 5 = 29, Criterion 6 = 28, Distance = 1.15km, EHCP = 0 Offered 90</p>
<p>Criteria for 2019</p>	<p>1 LAC & PLAC. 2 Exceptional social/medical need. 3 Siblings at the time of admission. 4 Children of staff who are employed at the school and who meet one of the following conditions a) employed for two or more years at the time at which the application for admission to the school is made, and/or b) the member of staff is recruited to fill a vacant post for which there is a demonstrable skill shortage. 5 Children for whom the school is the nearest to their home address. 6 Any other children.</p>
<p>Cardinal Newman Catholic Primary School Criteria for 2018 and numbers offered</p>	<p>1 Catholic LAC & PLAC. 2 Catholic children with a brother or sister at the school at the time of admission, resident in the parish of Hersham or Walton-on-Thames. 3 Catholic children with a brother or sister at the school at the time of admission, who are not resident in the parish of Hersham or Walton-on-Thames. 4 Catholic children without a brother or sister at the school at the time of admission resident in the parish of Hersham or Walton-on-Thames. 5 Catholic children without a brother or sister at the school at the time of admission, who are not resident in the parish of Hersham or Walton-on-Thames. 6 Other Catholic children. 7 Other LAC & PLAC. 8 Catechumens, Candidates for Reception into the Church and children who are members of an Orthodox Church. 9 Other children with a brother or sister at the school at the time of admission. 10 Children of other Christian denominations whose membership is evidenced by a minister of religion. 11 Children of other faiths whose membership is evidenced by a religious leader. 12 Any other children. Criterion 1 = 0, Criterion 2 = 20, Criterion 3 = 0, Criterion 4 = 34, Criteria 5 – 7 = 0, Criterion 8 = 1, Criterion 9 = 0, Criterion 10 = 5, Distance = 1.97km, Criterion 11 = 0, Criterion 12 = 0, EHCP = 0 Offered 60</p>
<p>Criteria for 2019</p>	<p>1 Catholic LAC & PLAC. 2 Catholic children with a brother or sister at the school at the time of admission, resident in the parish of Hersham or Walton-on-Thames. 3 Catholic children with a brother or sister at the school at the time of admission, who are not resident in the parish of Hersham or Walton-on-Thames. 4 Catholic children without a brother or sister at the school at the time of admission resident in the parish of Hersham or Walton-on-Thames. 5 Catholic children without a brother or sister at the school at the time of admission, who are not resident in the parish of Hersham or Walton-on-Thames. 6 Other Catholic children. 7 Other LAC & PLAC. 8 Catechumens, Candidates for Reception into the Church and children who are members of an Orthodox Church. 9 Other children with a brother or sister at the school at the time of admission. 10 Children of other Christian denominations whose membership is evidenced by a minister of religion. 11 Children of other faiths whose membership is evidenced by a religious leader. 12 Any other children.</p>

ELMBRIDGE: ADMISSION CRITERIA	
Cleves School Criteria for 2018 and numbers offered	1 LAC & PLAC. 2 Exceptional Circumstances. 3 Children of staff – where the member of staff has been employed for two years prior to the time of application or the member of staff is recruited to fill a vacant post for which there is a demonstrable skill shortage. 4 Siblings at the time of admission. 5 Children attending Oatlands and Manby Lodge Infant Schools at the time of application. 6 All other applicants, giving priority to those whose permanent home address is nearest the school. Criterion 1 = 2, Criterion 2 = 0, Criterion 3 = 1, Criterion 4 = 67, Criterion 5 = 110, Distance = 3.78km, Criterion 6 = 0, EHCP = 0 Offered 180
Criteria for 2019	1 LAC & PLAC. 2 Exceptional Circumstances. 3 Children of staff – where the member of staff has been employed for two years prior to the time of application or the member of staff is recruited to fill a vacant post for which there is a demonstrable skill shortage. 4 Siblings at the time of admission. 5 Children attending Oatlands and Manby Lodge Infant Schools at the time of application. 6 All other applicants, giving priority to those whose permanent home address is nearest the school.
Cobham Free School Criteria for 2018 and numbers offered	1 LAC & PLAC. 2 Founders children (conditional on approval from the Secretary of State) 3 Children of staff where: a member of staff has been employed for two or more years at the time the application for admission is made or the member of staff is recruited to fill a vacant post for which there is a demonstrable skill shortage. 4 Siblings of those children who are already at the school at the time of application. 5 20% of places will be allocated to children eligible for pupil premium funding living in the Cobham Fairmile Ward, the Cobham and Downside Ward and the Oxshott and Stoke D'Abernon Ward. 6 Children living within the KT11 postcode area. 7 All other applicants. Criterion 1 = 0, Criterion 2 = 0, Criterion 3 = 3, Criterion 4 = 12, Criterion 5 = 0, Criterion 6 = 9, Distance = 0.38km, Criterion 7 = 0, EHCP = 0 Offered 24
Criteria for 2019	1 LAC & PLAC. 2 Founders children (conditional on approval from the Secretary of State) 3 Children of staff where: a member of staff has been employed for two or more years at the time the application for admission is made or the member of staff is recruited to fill a vacant post for which there is a demonstrable skill shortage. 4 Siblings of those children who are already at the school at the time of application. 5 Not applicable – applies to Year 7 admission only. 6 20% of remaining places will be allocated to children eligible for pupil premium funding living in the Cobham and Downside Ward and the Oxshott and Stoke D'Abernon Ward. 7 Children living within the KT11 postcode area. 8 All other applicants.
Esher Church School Criteria for 2018 and numbers offered	1 LAC & PLAC. 2 Medical/Social Need. 3 Children of a member of staff at the school where the member of staff has been employed at the school for two or more years at the closing date for applications or at the point at which the place becomes available later in the school year, and who has an active affiliation to any Christian church. 4 Children of parents who have an active affiliation with Christ Church, Esher or St George's Church, West End and a) who live in the ecclesiastical parishes of Esher, Claygate, Hinchley Wood or Weston or b) who will have siblings attending the school at date of admission. 5 Children of parents who have an active affiliation with Holy Trinity, Claygate, St Christopher's, Hinchley Wood or All Saints, Weston and who a) live in the ecclesiastical parishes of Esher, Claygate, Hinchley Wood or Weston or b) who will have a sibling attending the school at the date of admission. 6 Children who will have siblings attending the school at the date of admission. 7 Children living in the ecclesiastical parish of Esher. 8 Children of parents who have an active affiliation to any Christian church designated or pursuant to the Church of England Measure 1988. 9 Other applicants. Criterion 1 = 1, Criterion 2 = 0, Criterion 3 = 0, Criterion 4 = 15, Criterion 5 = 10, Criterion 6 = 9, Criterion 7 = 11, Criterion 8 = 0, Criterion 9 = 14, Distance = 2.08km, EHCP = 0 Offered 60
Criteria for 2019	1 LAC & PLAC. 2 Medical/Social Need. 3 Children of a member of staff at the school where the member of staff has been employed at the school for two or more years at the closing date for applications or at the point at which the place becomes available later in the school year, and who has an active affiliation to any Christian church designated or pursuant to the Church of England. 4 Children of parents who have an active affiliation with Christ Church, Esher or St George's Church, West End and a) who live in the ecclesiastical parishes of Esher, Claygate, Hinchley Wood or Weston or b) who will have a sibling attending the school at the date of admission. 5 Children of parents who have an active affiliation with Holy Trinity, Claygate, St Christopher's, Hinchley Wood or All Saints, Weston and who a) live in the ecclesiastical parishes of Esher, Claygate, Hinchley Wood or Weston or b) who will have a sibling attending the school at the date of admission. 6 Children who will have a sibling attending the school at the date of admission. 7 Children living in the ecclesiastical parish of Esher. 8 Children of parents who have an active affiliation to any Christian church designated or pursuant to the Church of England Measure 1988. 9 Children of parents who wish their child to attend Esher Church School.
Hinchley Wood Primary School Criteria for 2018 and numbers offered	1 LAC & PLAC. 2 Exceptional social/medical need. 3 Siblings, at the time of admission, for whom the school is the nearest to their home address. 4 Non-siblings for whom the school is the nearest to their home address. 5 Other siblings, at the time of admission, for whom the school is not the nearest to their home address. 6 Any other children. Criterion 1 = 0, Criterion 2 = 0, Criterion 3 = 31, Criterion 4 = 41, Criterion 5 = 15, Criterion 6 = 3, Distance = 0.87km, EHCP = 0 Offered 90
Criteria for 2019	1 LAC & PLAC. 2 Exceptional social/medical need. 3 Siblings, at the time of admission, for whom the school is the nearest to their home address. 4 Non-siblings for whom the school is the nearest to their home address. 5 Other siblings, at the time of admission, for whom the school is not the nearest to their home address. 6 Any other children.
Long Ditton Infant and Nursery School Criteria for 2018 and numbers offered	1 LAC & PLAC. 2 Exceptional social/medical need. 3 Siblings at the time of admission. 4 Children for whom the school is nearest to their home address. 5 Any other children. Criterion 1 = 0, Criterion 2 = 0, Criterion 3 = 14, Criterion 4 = 46, Distance = 0.84km, Criterion 5 = 0 Offered 60
Criteria for 2019	1 LAC & PLAC. 2 Exceptional social/medical need. 3 Children who will have a sibling at the school at the time of the child's admission. 4 Children who have a sibling at Long Ditton St Mary's Junior School at the time of the child's admission. 5 Children of staff at Long Ditton Infant and Nursery School. 6 Children for whom the school is the nearest to their home address. 7 Any other child, prioritised according to the distance they live from the school.

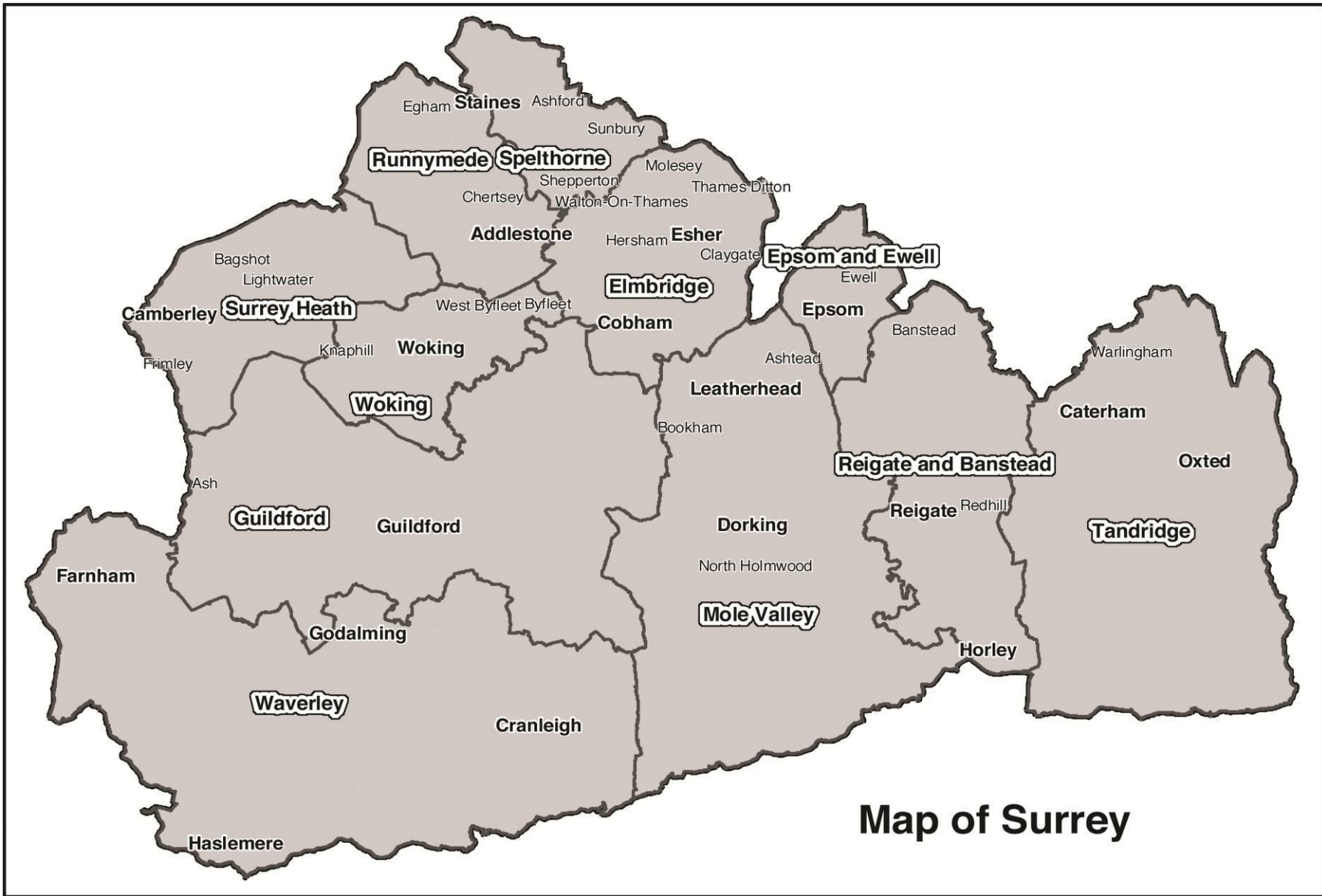
ELMBRIDGE: ADMISSION CRITERIA	
Long Ditton St Mary's Church of England (Aided) Junior School Criteria for 2018 and numbers offered	1 LAC & PLAC. 2 Exceptional arrangements. 3 Children who have a sibling at the school at the time of the child's admission. 4 Children who are attending Long Ditton Infant School. 5 Children whose parents wish them to attend this school. Criterion 1 = 0, Criterion 2 = 0, Criterion 3 = 21, Criterion 4 = 35, Criterion 5 = 2, Late applications = 1, EHCP = 0 Offered 59
Criteria for 2019	1 LAC & PLAC. 2 Exceptional arrangements. 3 Children who have a sibling at the school at the time of the child's admission. 4 Children who are attending Long Ditton Infant School. 5 Children whose parents wish them to attend this school.
The Orchard School Criteria for 2018 and numbers offered	1 LAC & PLAC. 2 Exceptional social/medical need. 3 Siblings at the time of admission. 4 Children of staff (maximum number 4) this will only be permitted if the member of staff is employed at the school a) for two or more years at the time at which the application for admission to the school is made, and/or b) the member of staff is recruited to fill a vacant post for which there is a skill shortage. 5 Children for whom the school is the nearest to their home address. 6 Any other applicant. Criterion 1 = 1, Criterion 2 = 0, Criterion 3 = 19, Criterion 4 = 0, Criterion 5 = 56, Criterion 6 = 13, Distance = 0.89km, EHCP = 1 Offered 90
Criteria for 2019	1 LAC & PLAC. 2 Exceptional social/medical need. 3 Children who will have a sibling on roll at The Orchard School or St Lawrence CofE Junior School, East Molesey, on the date of application. 4 Children of staff (maximum number 4) this will only be permitted if the member of staff is employed at the school a) for two or more years at the time at which the application for admission to the school is made, and/or b) the member of staff is recruited to fill a vacant post for which there is a skill shortage. 5 Children for whom the school is the nearest to their home address. 6 Any other applicant.
St Alban's Catholic Primary School Criteria for 2018 and numbers offered	1 Catholic LAC & PLAC. 2 Catholic children with a brother or sister at the school at the time of admission. 3. Catholic children without a brother or sister at the time of admission. 4 Other LAC & PLAC. 5 Other children with a brother or sister at the school at the time of admission. 6 Catechumens, Candidates for Reception into the Church and children who are members of an Orthodox church. 7 Children of other Christian denominations whose membership is evidenced by a minister of religion. 8 Children of other faiths whose membership is evidenced by a religious leader. 9 Any other children. Criterion 1 = 1, Criterion 2 = 12, Criterion 3 = 20, Criterion 4 = 0, Criterion 5 = 15, Criterion 6 = 0, Criterion 7 = 10, Criterion 8 = 1, Criterion 9 = 1, Distance = 0.31km, EHCP = 0 Offered 60
Criteria for 2019	1 Catholic LAC & PLAC. 2 Catholic children with a brother or sister at the school at the time of admission. 3. Catholic children without a brother or sister at the time of admission. 4 Other LAC & PLAC. 5 Other children with a brother or sister at the school at the time of admission. 6 Catechumens, Candidates for Reception into the Church and children who are members of an Orthodox church. 7 Children of other Christian denominations whose membership is evidenced by a minister of religion. 8 Children of other faiths whose membership is evidenced by a religious leader. 9 Any other children.
St Charles Borromeo Catholic Primary School Criteria for 2018 and numbers offered	1 Catholic LAC & PLAC. 2 Catholic children with a brother or sister at the school at the time of admission resident in the parish of Christ the Prince of Peace, Weybridge. 3 Catholic children with a brother or sister at the school at the time of admissions, who are not resident in the parish of Christ the Prince of Peace, Weybridge. 4 Catholic children without a brother or sister at the school at the time of admission resident in the parish of Christ the Prince of Peace, Weybridge. 5 Catholic children without a brother or sister at the school at the time of admission who are not resident in the parish of Christ the Prince of Peace, Weybridge. 6 Other LAC & PLAC. 7 Catechumens, Candidates for Reception into the Church and children who are members of an Orthodox church. 8 Other children with a brother or sister at the school at the time of admission. 9 Children of other Christian denominations whose membership is evidenced by a minister of religion. 10 Children of other faiths whose membership is evidenced by a religious leader. 11 Any other children. Criterion 1 = 0, Criterion 2 = 17, Criterion 3 = 2, Criterion 4 = 12, Distance = 1.54km, Criteria 5 – 11 = 0, EHCP = 0 Offered 31*
Criteria for 2019	1 Catholic LAC & PLAC. 2 Catholic children with a brother or sister at the school at the time of admission resident in the parish of Christ the Prince of Peace, Weybridge. 3 Catholic children with a brother or sister at the school at the time of admissions, who are not resident in the parish of Christ the Prince of Peace, Weybridge. 4 Catholic children without a brother or sister at the school at the time of admission resident in the parish of Christ the Prince of Peace, Weybridge. 5 Catholic children without a brother or sister at the school at the time of admission who are not resident in the parish of Christ the Prince of Peace, Weybridge. 6 Other LAC & PLAC. 7 Catechumens, Candidates for Reception into the Church and children who are members of an Orthodox church. 8 Other children with a brother or sister at the school at the time of admission. 9 Children of other Christian denominations whose membership is evidenced by a minister of religion. 10 Children of other faiths whose membership is evidenced by a religious leader. 11 Any other children.
St Lawrence Church of England (Aided) Junior School, East Molesey Criteria for 2018 and numbers offered	1 LAC & PLAC. 2 Exceptional circumstances. 3 Siblings of pupils already attending St Lawrence School at time of admission. 4 Children currently attending The Orchard Infant School, East Molesey. 5 Children of parents living in Molesey who are regular worshippers at any Christian church. 6 Other children who wish to attend this Church of England School. Criterion 1 = 2, Criterion 2 = 0, Criterion 3 = 24, Criterion 4 = 46, Criterion 5 = 0, Criterion 6 = 4, Late applications = 1, EHCP = 0 Offered 77
Criteria for 2019	1 LAC & PLAC. 2 Exceptional circumstances. 3 Siblings of pupils already attending St Lawrence School at time of admission. 4 Children currently attending The Orchard Infant School, East Molesey. 5 Children of parents living in Molesey who are regular worshippers at any Christian church. 6 Other children who wish to attend this Church of England School.

ELMBRIDGE:**ADMISSION CRITERIA**

St Matthew's Church of England (Aided) Infant School, Cobham Criteria for 2018 and numbers offered	<p>1 LAC & PLAC. 2 Exceptional circumstances. 3 Siblings at time of application. 4 Children whose parents are regular worshippers in the parish, attending All Saints Church, Ockham at least once a month for a minimum of twelve months preceding the date of application. 5 Children who live in the parish of Ockham with Hatchford and Downside. 6 Children whose parents are regular worshippers in another parish, attending a Church of England church at least once a month for a minimum of twelve months preceding the date of application. 7 Children whose parents are regular worshippers in a church of another Christian denomination attending at least once a month for a minimum of twelve months preceding the date of application. 8 Children whose parents wish them to attend this church school.</p> <p>Criterion 1 = 0, Criterion 2 = 0, Criterion 3 = 7, Criterion 4 = 5, Criterion 5 = 4, Criterion 6 = 3, Criterion 7 = 1, Criterion 8 = 10, Distance = 2.04km, EHCP = 0</p> <p style="text-align: right;">Offered 30</p>
Criteria for 2019	<p>1 LAC & PLAC. 2 Exceptional circumstances. 3 Children who have a sibling attending the school at the time of application OR who have a sibling who <i>previously</i> attended the school to the end of Year 2. 4 Children whose parents are regular worshippers attending All Saints Church, Ockham OR another Christian church at least once a month for a minimum of six months preceding the date of application. 5 Children whose parents wish them to attend this outstanding church school.</p>
St Paul's Catholic Primary School Criteria for 2018 and numbers offered	<p>1 Catholic LAC & PLAC. 2 Catholic children with an exceptional or compelling need. 3 Catholic children with a brother or sister at the school at the time of admission, resident in the parishes of Cobham, Esher or Thames Ditton. 4 Catholic children with a brother or sister at the school at the time of admission, who are not resident in the parish of Cobham, Esher or Thames Ditton. 5 Catholic children without a brother or sister at the school at the time of admission, resident in the parishes of Cobham, Esher or Thames Ditton. 6 Catholic children without a brother or sister at the school at the time of admission, who are not resident in the parishes of Cobham, Esher or Thames Ditton. 7 Other Catholic children. 8 Other LAC & PLAC. 9 Other children with an exceptional or compelling need. 10 Other children with a brother or sister at the school at the time of admission. 11 Catechumens, Candidates for Reception into Church and children who are members of an Orthodox church. 12 Children of other Christian denominations whose membership is evidenced by a minister of religion. 13 Children of other faiths whose membership is evidenced by a religious leader. 14 All other children.</p> <p>Criterion 1 = 1, Criterion 2 = 0, Criterion 3 = 32, Criterion 4 = 4, Criterion 5 = 13, Criterion 6 = 2, Criterion 7 = 1, Criterion 8 = 0, Criterion 9 = 0, Criterion 10 = 1, Criterion 11 = 0, Criterion 12 = 4, Criterion 13 = 1, Criterion 14 = 1, Distance = 2.55km, EHCP = 0</p> <p style="text-align: right;">Offered 60</p>
Criteria for 2019	<p>1 Catholic LAC & PLAC. 2 Catholic children with an exceptional or compelling need. 3 Catholic children with a brother or sister at the school at the time of admission, resident in the parishes of Cobham, Esher or Thames Ditton. 4 Catholic children with a brother or sister at the school at the time of admission, who are not resident in the parish of Cobham, Esher or Thames Ditton. 5 Catholic children without a brother or sister at the school at the time of admission, resident in the parishes of Cobham, Esher or Thames Ditton. 6 Catholic children without a brother or sister at the school at the time of admission, who are not resident in the parishes of Cobham, Esher or Thames Ditton. 7 Other Catholic children. 8 Other LAC & PLAC. 9 Other children with an exceptional or compelling need. 10 Other children with a brother or sister at the school at the time of admission. 11 Catechumens, Candidates for Reception into Church and children who are members of an Orthodox church. 12 Children of other Christian denominations whose membership is evidenced by a minister of religion. 13 Children of other faiths whose membership is evidenced by a religious leader. 14 All other children.</p>
Thames Ditton Infant School Criteria for 2018 and numbers offered	<p>1 LAC & PLAC. 2 Exceptional social/medical need. 3 ¹Siblings, at the time of admission, for whom the school is the nearest to their home address. 4 Non-siblings for whom the school is the nearest to their home address. 5 ¹Siblings, at the time of admission, for whom the school is not the nearest to their home address. 6 Any other children.</p> <p>¹A child will be given sibling priority if they have a sibling on roll at Thames Ditton Infant or Thames Ditton Junior School and that sibling is still expected to be on roll at the time of the child's admission.</p> <p>Criterion 1 = 0, Criterion 2 = 1, Criterion 3 = 29, Criterion 4 = 38, Criterion 5 = 5, Criterion 6 = 17, Distance = 1.38km, EHCP = 0</p> <p style="text-align: right;">Offered 90</p>
Criteria for 2019	<p>1 LAC & PLAC. 2 Exceptional social/medical need. 3 ¹Siblings, at the time of admission, for whom the school is the nearest to their home address. 4 Non-siblings for whom the school is the nearest to their home address. 5 ¹Siblings, at the time of admission, for whom the school is not the nearest to their home address. 6 Any other children.</p> <p>¹A child will be given sibling priority if they have a sibling on roll at Thames Ditton Infant or Thames Ditton Junior School and that sibling is still expected to be on roll at the time of the child's admission.</p>

ELMBRIDGE:**ADMISSION CRITERIA**

Thames Ditton Junior School Criteria for 2018 and numbers offered	<p>1 LAC & PLAC. 2 Exceptional social/medical need. 3 Siblings, at the time of admission, for whom the school is the nearest to their home address. 4 Children attending Thames Ditton Infant School for whom the school is the nearest school to their home address. 5 Other children for whom the school is the nearest school to their home address. 6 Other siblings, at the time of admission, for whom the school is not the nearest school to their home address. 7 Other children attending Thames Ditton Infant School for whom the school is not the nearest school to their home address. 8 Any other children.</p> <p>Criterion 1 = 0, Criterion 2 = 0, Criterion 3 = 44, Criterion 4 = 59, Criterion 5 = 3, Criteria 6 = 4, Criteria 7 = 10, Distance = 2.97km, Criteria 8 = 0, EHCP = 0</p> <p style="text-align: right;">Offered 120**</p>
Criteria for 2019	<p>1 LAC & PLAC. 2 Exceptional social/medical need. 3 Siblings, at the time of admission, for whom the school is the nearest to their home address. 4 Children of staff at the school who have been employed for two or more years at the time the application for admission is made, and/or the member of staff is recruited to fill a vacant post for which there is a demonstrable skill shortage. 5 ¹Children attending Thames Ditton Infant School for whom the school is the nearest school to their home address. 6 Other children for whom the school is the nearest school to their home address. 7 Other siblings, at the time of admission, for whom the school is not the nearest school to their home address. 8 ¹Other children attending Thames Ditton Infant School for whom the school is not the nearest school to their home address. 9 Any other children.</p> <p>¹Criteria 5 and 8 will only apply until the fifth school day of the autumn term (not including any INSET Days) after which time the feeder school criterion will not be included.</p>



Map of Surrey