

Information on primary schools in Surrey 2019/20 – Tandridge

- List of infant, junior and primary schools in Tandridge that have an intake at Reception and Year 3 and their contact details
- School codes – for use on the local authority application form
- A summary of how places were allocated in 2018 and the admission criteria for all Surrey state funded primary schools for September 2019
- Surrey map

www.surreycc.gov.uk/admissions



SURREY

SURREY COUNTY COUNCIL'S STATE FUNDED PRIMARY SCHOOLS IN TANDRIDGE

Contents	Page
Schools with an intake at Reception	4
Schools with an intake at Year 3	6
How places were allocated for 2018 and admission criteria for September 2019	7
Surrey Map	Back page

Contact Details

Surrey Schools and Childcare Service Tel: 0300 200 1004
www.surreycc.gov.uk/admissions

Published Admission Number (PAN) – This is the number of places that each school expects to offer. All PANs apply to admission at Reception at age 4 or to Year 3 at age 7. In the case of primary schools where there is an additional entry to Year 3 at age 7, that number does *not* include the children who will transfer from Year 2.

Important information regarding admission criteria

The information provided in this booklet serves as a *guide* to the admission criteria for academies and community, foundation, free, trust, voluntary aided and voluntary controlled schools. *It should not be regarded as definitive*. Please contact academies and foundation, free, trust and voluntary aided schools for detailed information about their admission criteria and the local authority for detailed information on community and voluntary controlled schools or visit: www.surreycc.gov.uk/admissions.

Starting school - Children reach statutory school age at the start of the term following their 5th birthday. Under current legislation all infant and primary schools provide for 4 year olds to be admitted into the reception class on a full/part-time basis in the September after their fourth birthday.

Applying for a place in Year 3

If your child is leaving Year 2 of an infant school in July 2019 you will need to apply for a Year 3 place at another school. The schools listed in the Year 3 section of this booklet are those which have an intake at Year 3. If you also want to apply for a place at a primary school which does not have an intake at Year 3, you will need to complete a separate in year application form for that school. For more information on which schools might have in year vacancies please contact Surrey Schools and Childcare Services on 0300 200 1004.

Split site schools – Where schools operate on more than one site, the school will be responsible for assigning pupils to each site after the allocation of school places and for the subsequent organisation and use of each site. Parents should not presume that an offer of a place at a school will ensure admission to a particular site.

KEY

Types of school

Some schools might change to academy status during the 2018/19 academic year. For up to date information on the type of each school please see the 'Directory of Surrey schools' at www.surreycc.gov.uk/schools.

A = Academy

C = Community school

F = Foundation school

VA = Voluntary Aided school

Admission criteria

LAC & PLAC = Looked after and previously looked after children

EHCP = Children with an Education, Health and Care Plan.

✳ Next to the school name indicates that the school will be taken into account when assessing each child's nearest school when considering admission to community and voluntary controlled schools.

📄 This symbol in the fourth column indicates that a separate supplementary information form may need to be completed. Where criteria numbers are listed, the supplementary information form only needs to be completed by parents applying under those criteria. Supplementary information forms are available at www.surreycc.gov.uk/admissions or from the school and must be returned directly to that school. The local authority application form must be completed in all cases.

Number offered: We show the number of pupils offered a place at each school for September 2018, based on the allocation date of 16 April 2018. In some instances the total number offered was more than the Published Admission Number. This is generally because additional places were offered to meet local demand.

** Next to the school offered indicates that the school intended to stick above PAN for the 2018 intake.

Distance offered

Where a school was oversubscribed in 2018 we have included the distance (where appropriate) from which the last applicant was allocated. This has been included within the criterion under which the last applicant was offered a place. This data is relevant to the allocation date of 16 April 2018.

Lates

In some cases vacancies remained after the initial allocation to on time applicants and these were filled by applicants who had applied late.

Catchment area maps: where these apply, they can be viewed either on the school's website (for academy, foundation, trust and voluntary aided schools) or the Surrey County Council website (for community and voluntary controlled schools).

Admission criteria for community and voluntary controlled schools in Surrey

The admission criteria for the majority of Surrey's community and voluntary controlled schools are set out below. Where a community or voluntary controlled school's admission criteria are different, the criteria are listed separately after the list of schools. Some own admission authority schools may also follow Surrey's arrangements for community and voluntary controlled schools.

1. Looked after and previously looked after children
2. Exceptional social/medical need
3. Children who will have a sibling at the school or at an infant/junior school which operates shared sibling priority, at the time of the child's admission
4. Children for whom the school is the nearest to their home address as measured by straight line - the nearest school will be the school closest to the home address that has a Published Admission Number to admit pupils of the appropriate age range and which admits local children. **The nearest school may be either inside or outside the county boundary.**
5. Any other children, prioritised according to the distance they live from the school.

Unless otherwise stated, distance will be used when any category is oversubscribed and will be measured by straight line from the address point of the pupil's home to the nearest official school gate for pupils to use. Where two or more children share priority for a place, Surrey County Council will use random allocation to determine which child should be given priority.

Information on Early Years provision








If you are looking for Early Years information please contact the Family Information Service:

Website: surreycc.gov.uk/fis Email: surrey.fis@surreycc.gov.uk Tel: 0300 200 1004


TANDRIDGE: RECEPTION

School Name	D f E No	Type of School	Additional form (see page 2)	Address	Year groups 2019/20	Headteacher/ Principal	School contact details	PAN 2019	Preferences for Sept 2018	Number Offered 2018	LAC & PLAC	Exceptional	Siblings	Nearest School	Others by Distance	Centrally Offered	EHCP	Lates	
Audley Primary School ☼	936/2435	C	-	Whyteleafe Road Caterham CR3 5ED	Rec - Y6	Mrs M Rebello	Tel: 01883 342330 e: info@audley.surrey.sch.uk w: www.audleyprimary.uk Enquiries to: Mrs M Rebello	30	171	30	0	0	12	12	6 1.02km	0	0	0	
Bletchingley Village Primary School ☼	936/2026	A	-	Coneybury Bletchingley Redhill RH1 4PP	Rec - Y6 + Nursery	Mrs D Gregori	Tel: 01883 743337 e: info@bletchingleyschool.co.uk w: www.bletchingleyschool.co.uk Enquiries to: Mrs C Marshment	30	71	30	1	0	14	10	5 4.2km	0	0	0	
Burstow Primary School ☼	936/5210	F	-	Whealers Lane Smallfield Horley RH6 9PT	Rec - Y6 + Nursery	Miss C Hodgson	Tel: 01342 842010 e: info@burstow.surrey.sch.uk w: www.burstowschool.org Enquiries to: Mrs H Clarke	60	80	58	3	0	26	22	0	6	0	1	
Dormansland Primary School ☼	936/2156	C	-	Clinton Hill Dormansland RH7 6PE	Rec - Y6	Mrs S Stokes	Tel: 01342 832359 e: info@dormansland.surrey.sch.uk w: www.dormansland.surrey.sch.uk Enquiries to: Mrs J Lowe	30	79	30	0	0	8	14	8 2.8km	0	0	0	
Felbridge Primary School ☼	936/2124	C	-	Crawley Down Road Felbridge East Grinstead RH19 2NT	Rec - Y6	Mrs A Trigg / Miss Y Ravandi	Tel: 01342 323413 e: info@felbridge.surrey.sch.uk w: www.felbridgeprimary.com Enquiries to: Mrs E Warland	30	105	30	0	0	11	8	11 6.29km	0	0	0	
Godstone Village School ☼	936/5218	F	-	Ivy Mill Lane Godstone RH9 8NH	Rec - Y6 + Nursery	Mrs C Jarrott-Chase	Tel: 01883 742326 e: admin@godstone.surrey.sch.uk w: www.godstone.surrey.sch.uk Enquiries to: Mrs M Edwards	30	48	30	See separate admission criteria								
Hamsey Green Primary School ☼	936/2050	A	-	Tithepit Shaw Lane Warlingham CR6 9AN	Rec - Y6	Miss A Elstob	Tel: 01883 622000 e: office@hamsey.surrey.sch.uk w: www.hamsey.surrey.sch.uk Enquiries to: Mrs K Bearman	60	70	48	0	0	18	7	12	11	0	0	
Hillcroft Primary School ☼	936/2947	A	-	Chaldon Road Caterham CR3 5PG	Rec - Y6 + Nursery	Miss K Brazier	Tel: 01883 342606 e: office@hillcroftschoo.org w: www.hillcroft.surrey.sch.uk Enquiries to: Mrs L Whickman	60	126	60	0	0	19	27	14 2.61km	0	0	0	
Hurst Green Infant School and Nursery ☼	936/2302	C	-	Wolfs Wood Hurst Green Oxted RH8 0HJ	Rec - Y2 + Nursery	Mrs S George	Tel: 01883 712171 e: office@hurstgreenschool.org w: www.hurstgreenschool.org Enquiries to: Ms D Smith/Mrs H Dennehy	30	86	30	0	0	10	20 0.66km	0	0	0	0	

TANDRIDGE: RECEPTION

School Name	D f E No	Type of School	Additional form (see page 2)	Address	Year groups 2019/20	Headteacher/ Principal	School contact details	PAN 2019	Preferences for Sept 2018	Number Offered 2018	LAC & PLAC	Exceptional	Siblings	Nearest School	Others by Distance	Centrally Offered	EHCP	Lates	
Limpsfield Church of England Infant School ☼	936/3370	VA	 for criteria 5 & 6	Westerham Road Limpsfield Common Oxted RH8 0EA	Rec - Y2	Mrs J Baird	Tel: 01883 723183 e: info@limpsfield.surrey.sch.uk w: www.limpsfield.surrey.sch.uk Enquiries to: Mrs J Baird	60	163	60	See separate admission criteria								
Lingfield Primary School ☼	936/2948	C	-	Vicarage Road Lingfield RH7 6HA	Rec - Y6 + Nursery	Mrs J Tappin	Tel: 01342 832626 e: info@lingfield.surrey.sch.uk w: www.lingfieldprimaryschool.com Enquiries to: Mrs J Tappin	60	97	60	1	0	25	25	9 14.22km	0	0	0	
Marden Lodge Primary School ☼	936/2017	A	-	Croydon Road Caterham CR3 6QH	Rec - Y6 + Nursery	TBC	Tel: 01883 343014 e: admin@marden-lodge.surrey.sch.uk w: www.mardenlodge.org Enquiries to: School Office	30	60	30	0	0	7	5	12	5	0	1	
Nutfield Church of England Primary School ☼	936/3376	VA	 for criteria 2, 5 & 6	59 Mid Street South Nutfield Redhill RH1 4JJ	Rec - Y6	Miss I Woods	Tel: 01737 823239 e: info@nutfield.surrey.sch.uk w: www.nutfield.surrey.sch.uk Enquiries to: Miss I Woods	30	43	30	See separate admission criteria								
St Francis Catholic Primary School	936/3421	VA	 for criteria 1-6, 8, 10 & 11	Whyteleafe Road Caterham CR3 5ED	Rec - Y6	Mrs M Wheeler	Tel: 01883 342005 e: office@stfrancis.surrey.sch.uk w: www.stfrancis.surrey.sch.uk Enquiries to: Mrs A Brown	60	84	54	See separate admission criteria								
St John's Church of England (Aided) Primary School ☼	936/3313	VA	 for criteria 3, 5 & 6	Markfield Road Caterham CR3 6RN	Rec - Y6	Mr R Veale	Tel: 01883 342009 e: admin@stjohnscofe.uk w: www.stjohns-primary.surrey.sch.uk Enquiries to: Mrs M. Mealing	60	93	55	See separate admission criteria								
St Mary's Church of England Primary School ☼ (formerly Downs Way School and St Mary's Church of England Junior School)	936/3380	VA	 for criteria 2, 3 & 7	Infant site: Downs Way Oxted RH8 0NZ Junior site: Silkham Road Oxted RH8 0NP	Rec - Y6	Mrs S Lewis	Tel: 01883 712817 e: info@stmarysprimary.org w: www.stmarysprimary.org Enquiries to: Michelle Woodward	60	171	60	See separate admission criteria								
St Peter & St Paul Church of England Infant School ☼	936/3314	VA	 for criteria 4 - 8	93 Rook Lane Chaldon Caterham CR3 5BN	Rec - Y2	Mrs S Bailey	Tel: 01883 343299 e: bursar@stpeter-stpaul.surrey.sch.uk w: www.stpeter-stpaul.surrey.sch.uk Enquiries to: Mrs A Clarke	30	56	27	See separate admission criteria								
St Peter's Church of England Infant School ☼	936/3405	VA	 for criteria 4 - 7	Tandridge Lane Tandridge Oxted RH8 9NN	Rec - Y2	Miss L Greenaway	Tel: 01883 712439 e: info@stpeters-oxted.surrey.sch.uk w: www.stpeters-oxted.surrey.sch.uk Enquiries to: Mrs A Frost	30	132	30	See separate admission criteria								

TANDRIDGE: RECEPTION

School Name	D f E No	Type of School	Additional form (see page 2)	Address	Year groups 2019/20	Headteacher/ Principal	School contact details	PAN 2019	Preferences for Sept 2018	Number Offered 2018	LAC & PLAC	Exceptional	Siblings	Nearest School	Others by Distance	Centrally Offered	EHCP	Lates	
St Stephen's Church of England Primary School ☼	936/3351	A	 for Foundation places and criterion 4 under Open places	Hunters Chase South Godstone RH9 8HR	Rec - Y6 + Nursery	Mrs A Blackburn	Tel: 01342 892219 e: info@ststephens.surrey.sch.uk w: www.ststephens.surrey.sch.uk Enquiries to: Mrs L Woolston	30	45	30	See separate admission criteria								
Tatsfield Primary School ☼	936/2253	A	-	Ship Hill Tatsfield TN16 2AH	Rec - Y6	Mr K Bellinger	Tel: 01959 577356 e: info@tatsfield.surrey.sch.uk w: www.tatsfield.surrey.sch.uk Enquiries to: Mrs R Regan	30	63	30	See separate admission criteria								
Warlingham Village Primary School ☼	936/2018	A	-	Farleigh Road Warlingham CR6 9EJ	Rec - Y6	Mrs A Hallett	Tel: 01883 622747 e: admin@warlinghamvillageschool.org w: www.warlinghamvillage.org Enquiries to: Mrs F Moniz	30	121	30	0	0	11	19 0.59km	0	0	0	0	
Whyteleafe School ☼	936/5215	A	-	Whyteleafe Hill Whyteleafe CR3 0AA	Rec - Y6	Mr J Williams	Tel: 020 8660 2062 e: info@whyteleafeschool.org w: www.whyteleafe.surrey.sch.uk Enquiries to: Mrs K Scudamore	60	238	60	0	0	32	27	1 0.44km	0	0	0	
Woodlea Primary School ☼	936/5219	A	-	Long Hill Woldingham CR3 7EP	Rec - Y6	Mrs N Riches	Tel: 01883 652358 e: info@woodlea.surrey.sch.uk w: www.woodlea.surrey.sch.uk Enquiries to: School Office Administrator	30	116	30	See separate admission criteria								

TANDRIDGE: YEAR 3

School Name	D f E No	Type of School	Additional form (see page 2)	Address	Year groups 2019/20	Headteacher/ Principal	School contact details	PAN 2019	Preferences for Sept 2018	Number Offered 2018	LAC & PLAC	Exceptional	Siblings	Nearest School	Others by Distance	Centrally Offered	EHCP	Lates
Holland Junior School ☼	936/2454	C	-	Holland Road Hurst Green Oxted RH8 9BQ	Y3 - Y6	Miss G Robertson (Acting Headteacher)	Tel: 01883 715801 e: info@holland.surrey.sch.uk w: www.holland.surrey.sch.uk Enquiries to: Mrs M Graham	60	127	44	1	0	10	26	3	1	0	3

TANDRIDGE: YEAR 3

School Name	D f E No	Type of School	Additional form (see page 2)	Address	Year groups 2019/20	Headteacher/ Principal	School contact details	PAN 2019	Preferences for Sept 2018	Number Offered 2018	LAC & PLAC	Exceptional	Siblings	Nearest School	Others by Distance	Centrally Offered	EHCP	Lates	
St John's Church of England (Aided) Primary School ☼	936/3313	VA	 For criteria 4, 6 & 7	Markfield Road Caterham CR3 6RN	Rec - Y6	Mr R Veale	Tel: 01883 342009 e: admin@stjohnscofe.uk w: www.stjohns-primary.surrey.sch.uk Enquiries to: Mrs M. Mealing	30	34	29									See separate admission criteria
St Mary's Church of England Primary School ☼ (formerly Downs Way School and St Mary's Church of England Junior School)	936/3380	VA	 for criteria 2, 3 & 7	Infant site: Downs Way Oxted RH8 0NZ Junior site: Silkham Road Oxted RH8 0NP	Rec - Y6	Mrs S Lewis	Tel: 01883 712817 e: info@stmarysprimary.org w: www.stmarysprimary.org Enquiries to: Michelle Woodward	60	153	120**									See separate admission criteria

TANDRIDGE: ADMISSION CRITERIA

Godstone Village School Criteria for 2018 and numbers offered	1 LAC & PLAC. 2 Siblings at time of admission. 3 Social / exceptional needs. 4 Distance from the child's home to school. Criterion 1 = 0, Criterion 2 = 6, Criterion 3 = 0, Criterion 4 = 18, Centrally offered = 6, EHCP = 0	Offered 30
Criteria for 2019	1 LAC & PLAC. 2 Siblings at time of admission. 3 Social / exceptional needs. 4 Distance from the child's home to school.	
Limpsfield Church of England Infant School Criteria for 2018 and numbers offered	1 LAC & PLAC. 2 Children with an exceptional and professionally supported medical or social need. 3 Children who will have brothers and/or sisters, living at the same address, in the school at the date of application. 4 Children living in the civil parish of Limpsfield. 5 Children whose parents are committed members of, and regularly worship in, an Anglican Church and for whom Limpsfield is their nearest church infant school. 6 Children whose parents are committed members of, and regularly worship in, churches which are full members of Churches Together in England and for whom Limpsfield is their nearest church infant school. 7 Children residing in the civil parish of Oxted. 8 Any other applicant. Criterion 1 = 0, Criterion 2 = 1, Criterion 3 = 22, Criterion 4 = 13, Criterion 5 = 3, Criterion 6 = 0, Criterion 7 = 21, Distance = 2.13km, Criterion 8 = 0, EHCP = 0	Offered 60
Criteria for 2019	1 LAC & PLAC. 2 Children with an exceptional and professionally supported medical or social need. 3 Children who will have brothers and/or sisters, living at the same address, in the school at the date of application. 4 Children living in the civil parish of Limpsfield. 5 Children whose parents are committed members of, and regularly worship in, an Anglican Church and for whom Limpsfield is their nearest church infant school. 6 Children whose parents are committed members of, and regularly worship in, churches which are full members of Churches Together in England and for whom Limpsfield is their nearest church infant school. 7 Children residing in the civil parish of Oxted. 8 Any other applicant.	
Nutfield Church of England Primary School Criteria for 2018 and numbers offered	1 LAC & PLAC. 2 Children whose parents (one or both) are "active participants" of an Anglican or other Christian Church, Evangelical Alliance or Affinity Church and who live in the parish of Nutfield as defined on the map. 3 Children who will have a sibling in school at the time of admission. 4 Children who live in the parish of Nutfield as defined on the map. 5 Children whose parents (one or both) are "active participants" of the Nutfield Parish Churches but do not live in the parish of Nutfield as defined on the map. 6 Children from other parishes whose parents (one or both) are "active participants" of an Anglican or other Christian Church and for whom this is the nearest Church school as measured by the shortest driving distance. 7 Children in order of nearness to the school measured from the child's home to the main entrance gate of the school, as measured by the shortest available walking distance on metalled footpaths/roads for those living within the parish of Nutfield from their front door and by the shortest driving distance for those who do not live within the parish of Nutfield from the point where the exit meets the road. Criterion 1 = 0, Criterion 2 = 5, Criterion 3 = 13, Criterion 4 = 9, Criterion 5 = 1, Criterion 6 = 0, Criterion 7 = 2, Distance = 2.94km, EHCP = 0	Offered 30

TANDRIDGE:

ADMISSION CRITERIA

<p>Criteria for 2019</p>	<p>1 LAC & PLAC. 2 Children whose parents (one or both) are “active participants” of an Anglican or other Christian Church, Evangelical Alliance or Affinity Church and who live in the parish of Nutfield as defined on the map. 3 Children who will have a sibling in school at the time of admission. 4 Children who live in the parish of Nutfield as defined on the map. 5 Children whose parents (one or both) are “active participants” of the Nutfield Parish Churches but do not live in the parish of Nutfield as defined on the map. 6 Children from other parishes whose parents (one or both) are “active participants” of an Anglican or other Christian Church and for whom this is the nearest Church school as measured using the GIS system of Surrey County Council’s admissions team. 7 Children, in order of nearness to the school, as measured from the child’s home to the main entrance gate of the school using the GIS system of Surrey County Council’s admissions team.</p>
<p>St Francis Catholic Primary School Criteria for 2018 and numbers offered</p>	<p>1 Catholic LAC & PLAC. 2 Catholic children with a brother or sister at the school at the time of admission, resident in the parish of Caterham or Oxted and Warlingham, whose parent/carer attends Sunday Mass frequently and regularly. 3 Catholic children with a brother or sister at the school at the time of admission, who are not resident in the parish of Caterham or Oxted and Warlingham, whose parent/carer attends Sunday Mass frequently and regularly. 4 Catholic children without a brother or sister at the school at the time of admission, resident in the parish of Caterham or Oxted and Warlingham, whose parent/carer attends Sunday Mass frequently and regularly. 5 Catholic children without a brother or sister at the school at the time of admission, who are not resident in the parish of Caterham or Oxted and Warlingham, whose parent/carer attends Sunday Mass frequently and regularly. 6 Other Catholic children. 7 Other LAC & PLAC. 8 Catechumens, Candidates for Reception into the Church and children who are members of an Orthodox Church. 9 Other children with a brother or sister at the school at the time of admission. 10 Children of other Christian denominations whose membership is evidenced by a minister of religion. 11 Children of other faiths whose membership is evidenced by a religious leader. 12 Any other children. Criterion 1 = 0, Criterion 2 = 19, Criterion 3 = 2, Criteria 4 = 14, Criterion 5 = 2, Criterion 6 = 0, Criterion 7 = 0, Criterion 8 = 1, Criterion 9 = 0, Criterion 10 = 3, Criterion 11 = 0, Criterion 12 = 8, Centrally offered = 5, EHCP = 0 Offered 54</p>
<p>Criteria for 2019</p>	<p>1 Catholic LAC & PLAC. 2 Catholic children with a brother or sister at the school at the time of admission, resident in the parish of Caterham or Oxted and Warlingham, whose parent/carer attends Sunday Mass frequently and regularly. 3 Catholic children with a brother or sister at the school at the time of admission, who are not resident in the parish of Caterham or Oxted and Warlingham, whose parent/carer attends Sunday Mass frequently and regularly. 4 Catholic children without a brother or sister at the school at the time of admission, resident in the parish of Caterham or Oxted and Warlingham, whose parent/carer attends Sunday Mass frequently and regularly. 5 Catholic children without a brother or sister at the school at the time of admission, who are not resident in the parish of Caterham or Oxted and Warlingham, whose parent/carer attends Sunday Mass frequently and regularly. 6 Other Catholic children. 7 Other LAC & PLAC. 8 Catechumens, Candidates for Reception into the Church and children who are members of an Orthodox Church. 9 Other children with a brother or sister at the school at the time of admission. 10 Children of other Christian denominations whose membership is evidenced by a minister of religion. 11 Children of other faiths whose membership is evidenced by a religious leader. 12 Any other children.</p>

TANDRIDGE:
ADMISSION CRITERIA

<p>St John's Church of England (Aided) Primary School</p> <p>Criteria for 2018 and numbers offered</p>	<p>RECEPTION (4+): 1 LAC & PLAC. 2 Children with an exceptional and professionally supported medical or social need for a place at the school. 3 Children whose parent/carer is a faithful and regular worshipper to a limit of 36 places. If the number of applicants exceeds 36, places will be offered in the following order of priority: a) St John the Evangelist, Caterham Valley; b) other churches in the Caterham Team Ministry; c) other Anglican churches; d) other Christian Churches Together in England The Evangelical Alliance, Affinity, and Fellowship Of Independent Evangelical Churches. 4 Children who will have a brother or sister in the school at the time of admission. 5 Children who are eligible for the Pupil Premium on the day after the close of applications as published and St John's, by distance calculation, is the nearest Church of England school. 6 Children whose families are committed members of another religious faith and St John's, by distance calculation, is the nearest Church of England school, written evidence will be required from the faith leader. 7 Children in order of nearness of the home to the school.</p> <p>Criterion 1 = 0, Criterion 2 = 2, Criterion 3 = 9, Criterion 4 = 21, Criterion 5 = 0, Criterion 6 = 0, Criterion 7 = 20, Centrally offered = 3, EHCP = 0 Offered 55</p> <p>JUNIOR (7+): 1 LAC & PLAC. 2 Child with an exceptional and professionally supported medical or social need for a place at the school. 3 Children in Year 2 at the named feeder school: St Peter's and St Paul's C of E Infant School, Chaldon. 4 Children whose parent/carer is a faithful and regular worshipper with the proportion of places available under this criterion being 60% of the total remaining places rounded up to the nearest whole number. If the number of applicants exceeds 60% of the total remaining places, places will be offered in the following order of priority: a) St John the Evangelist, Caterham Valley; b) other churches in the Caterham Team Ministry; c) other Anglican churches; d) other Christian Churches Together in England The Evangelical Alliance, Affinity, and Fellowship Of Independent Evangelical Churches. 5 Children who will have a brother or sister in the school at the time of admission. 6 Children who are eligible for the Pupil Premium on the day after the close of applications as published and St John's, by distance calculation, is the nearest Church of England school. 7 Children whose families are committed members of another religious faith and St John's, by distance calculation, is the nearest Church of England school, written evidence will be required from the faith leader. 8 Children in order of nearness of the home to the school.</p> <p>Criterion 1 = 0, Criterion 2 = 1, Criterion 3 = 22, Criteria 4 = 1, Criterion 5 = 0, Criterion 6 = 0, Criterion 7 = 1, Criterion 8 = 2, Centrally offered = 1, EHCP = 1 Offered 29</p>
<p>St John's Church of England (Aided) Primary School</p> <p>Criteria for 2019</p>	<p>RECEPTION (4+): 1 LAC & PLAC. 2 Children with an exceptional and professionally supported medical or social need for a place at the school. 3 Children whose parent/carer is a faithful and regular worshipper to a limit of 36 places. If the number of applicants exceeds 36, places will be offered in the following order of priority: a) St John the Evangelist, Caterham Valley; b) other churches in the Caterham Team Ministry; c) other Anglican churches; d) other Christian Churches Together in England The Evangelical Alliance, Affinity, and Fellowship Of Independent Evangelical Churches. 4 Children who will have a brother or sister in the school at the time of admission. 5 Children who are eligible for the Pupil Premium on the day after the close of applications as published and St John's, by distance calculation, is the nearest Church of England school. 6 Children whose families are committed members of another religious faith and St John's, by distance calculation, is the nearest Church of England school, written evidence will be required from the faith leader. 7 Children in order of nearness of the home to the school.</p> <p>JUNIOR (7+): 1 LAC & PLAC. 2 Child with an exceptional and professionally supported medical or social need for a place at the school. 3 Children in Year 2 at the named feeder school: St Peter's and St Paul's C of E Infant School, Chaldon. 4 Children whose parent/carer is a faithful and regular worshipper with the proportion of places available under this criterion being 60% of the total remaining places rounded up to the nearest whole number. If the number of applicants exceeds 60% of the total remaining places, places will be offered in the following order of priority: a) St John the Evangelist, Caterham Valley; b) other churches in the Caterham Team Ministry; c) other Anglican churches; d) other Christian Churches Together in England The Evangelical Alliance, Affinity, and Fellowship Of Independent Evangelical Churches. 5 Children who will have a brother or sister in the school at the time of admission. 6 Children who are eligible for the Pupil Premium on the day after the close of applications as published and St John's, by distance calculation, is the nearest Church of England school. 7 Children whose families are committed members of another religious faith and St John's, by distance calculation, is the nearest Church of England school, written evidence will be required from the faith leader. 8 Children in order of nearness of the home to the school.</p>

TANDRIDGE:
ADMISSION CRITERIA

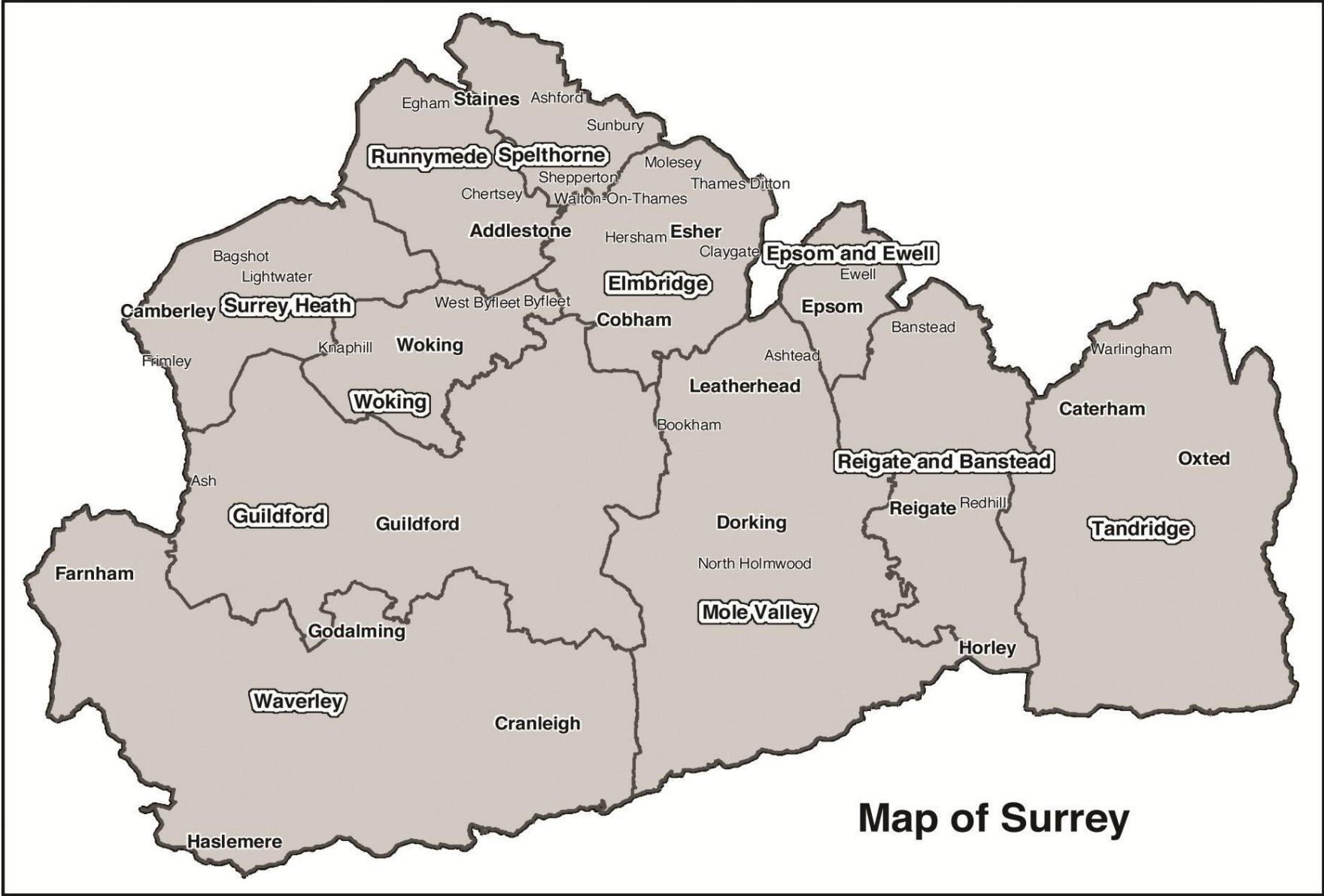
<p>St Mary's Church of England Primary School (formerly Downs Way School and St Mary's Church of England Junior School) Criteria for 2018 and numbers offered</p>	<p>RECEPTION (4+): 1 LAC & PLAC. 2 Exceptional social/medical need. 3 Siblings at the time of admission. 4 Children for whom the school is the nearest to their home address. 5 Any other children. Criterion 1 = 0, Criterion 2 = 0, Criterion 3 = 12, Criterion 4 = 42, Criterion 5 = 6, Distance = 1.61km, EHCP = 0 Offered 60</p> <p>JUNIOR (7+): 1 LAC & PLAC. 2 Children of a parent/carer residing in the ecclesiastical parishes of Oxted, Limpsfield, Tandridge, Crowhurst, Limpsfield Chart and Hurst Green who is a regular and faithful worshipper at an Anglican church. 3 Children of a parent/carer residing in the ecclesiastical parishes of Oxted, Limpsfield, Tandridge, Crowhurst, Limpsfield Chart and Hurst Green who is a regular and faithful worshipper at a Christian church of other denominations that is a full member of Churches Together in England and Wales or The Evangelical Alliance. 4 Children residing in the ecclesiastical parishes of Oxted, Limpsfield, Tandridge and Limpsfield Chart who will have a sibling in the school at the proposed date of admission. 5 All other children residing in the ecclesiastical parishes of Oxted, Limpsfield, Tandridge and Limpsfield Chart. 6 All other children who will have a sibling in the school at the proposed date of admission. 7 Children of members of the teaching staff of the school provided the member of staff has been employed at the school for two or more years at the time at which the application for admission to the school is made. 8 All other children in order of nearness to the school. Criterion 1 = 3, Criterion 2 = 27, Criterion 3 = 7, Criterion 4 = 17, Criterion 5 = 44, Criteria 6 = 3, Criterion 7 = 0, Criterion 8 = 19, Distance = 4.61km, EHCP = 0 Offered 120**</p>
<p>Criteria for 2019</p>	<p>RECEPTION (4+): 1 LAC & PLAC. 2 Children of a parent/carer residing in the ecclesiastical parishes of Oxted, Limpsfield, Tandridge and Hurst Green who is a regular and faithful worshipper at an Anglican church for whom St.Mary's is their nearest church school. 3 Children of a parent/carer residing in the ecclesiastical parishes of Oxted, Limpsfield, Tandridge and Hurst Green who is a regular and faithful worshipper at a Christian church of other denominations that is a full member of Churches Together in England and Wales or The Evangelical Alliance for whom St Mary's is their nearest church school. 4 Children residing in the ecclesiastical parishes of Oxted, Limpsfield, Tandridge and Limpsfield Chart who will have a sibling in the school at the time of admission. 5 All other children residing in the ecclesiastical parishes of Oxted, Limpsfield, Tandridge and Limpsfield Chart. 6 All other children who will have a sibling in the school at the proposed date of Admission. 7 Children of members of the teaching staff of the school provided the member of staff has been employed at the school for two or more years at the time at which the application for admission to the school is made. 8 All other children in order of nearness to the school.</p> <p>JUNIOR (7+): 1 LAC & PLAC. 2 Children of a parent/carer residing in the ecclesiastical parishes of Oxted, Limpsfield, Tandridge, Crowhurst, Limpsfield Chart and Hurst Green who is a regular and faithful worshipper at an Anglican church. 3 Children of a parent/carer residing in the ecclesiastical parishes of Oxted, Limpsfield, Tandridge, Crowhurst, Limpsfield Chart and Hurst Green who is a regular and faithful worshipper at a Christian church of other denominations that is a full member of Churches Together in England and Wales or The Evangelical Alliance. 4 Children residing in the ecclesiastical parishes of Oxted, Limpsfield, Tandridge and Limpsfield Chart who will have a sibling in the school at the proposed date of admission. 5 All other children residing in the ecclesiastical parishes of Oxted, Limpsfield, Tandridge and Limpsfield Chart. 6 All other children who will have a sibling in the school at the proposed date of Admission. 7 Children of members of the teaching staff of the school provided the member of staff has been employed at the school for two or more years at the time at which the application for admission to school is made. 8 All other children in order of nearness to the school.</p>
<p>St Peter & St Paul Church of England Infant School Criteria for 2018 and numbers offered</p>	<p>1 LAC & PLAC. 2 Children with an exceptional and professionally supported medical or social need. 3 Children resident in the ecclesiastical parish of Chaldon. 4 Siblings of children who are attending the school at the time of entry or within the previous 3 years. 5 Children or parents who are practising members of Chaldon Church or live and are practising members of Church of England churches in bordering parishes. 6 Children or parents who live in bordering parishes and are practising members of other Christian churches which are members of Churches Together in England, the Evangelical Alliance and Affinity Churches. 7 Children or parents who live in bordering parishes and are practising members of other faiths. 8 Children of staff where the member of staff has been employed for two or more years at the time at which the application is made and/or the member of staff is recruited to fill a vacant post for which there has been a demonstrable skills shortage. 9 Other children in order of distance. Criterion 1 = 0, Criterion 2 = 0, Criterion 3 = 4, Criterion 4 = 4, Criterion 5 = 4, Criterion 6 = 1, Criterion 7 = 1, Criterion 8 = 0, Criterion 9 = 10, Centrally offered = 3, EHCP= 0 Offered 27</p>
<p>Criteria for 2019</p>	<p>1 LAC & PLAC. 2 Children with an exceptional and professionally supported medical or social need. 3 Children resident in the ecclesiastical parish of Chaldon. 4 Siblings of children who are attending the school at the time of entry or within the previous 3 years. 5 Children or parents who are practising members of Chaldon Church or live and are practising members of Church of England churches in bordering parishes. 6 Children or parents who live in bordering parishes and are practising members of other Christian churches which are members of Churches Together in England, the Evangelical Alliance and Affinity Churches. 7 Children or parents who live in bordering parishes and are practising members of other faiths. 8 Children of staff where the member of staff has been employed for two or more years at the time at which the application is made and/or the member of staff is recruited to fill a vacant post for which there has been a demonstrable skills shortage. 9 Other children in order of distance.</p>

TANDRIDGE: ADMISSION CRITERIA	
St Peter's Church of England Infant School Criteria for 2018 and numbers offered	<p>1 LAC & PLAC. 2 Children with an exceptional and professionally supported medical or social need for the place at the school. 3 Children living in the civil parishes of Tandridge and Crowhurst. 4 Siblings of children who are at the school at the time of admission or siblings of children who previously attended the school and are of primary school age at the time of application. 5 Children whose parent(s) are committed members of, and regularly worship in one of four churches of the Oxted Benefice, namely St Peter's Church, Tandridge; St Mary's Church, Oxted St John's Church, Hurst Green or St George's Church, Crowhurst and who live within three miles of St Peter's School. 6 Children whose parent(s) are committed members of, and regularly worship in churches of other denominations in membership of Churches Together in Britain and Ireland and who live within three miles of St Peter's school. 7 Children of members of the teaching staff of St Peter's School, who have been working at the school for at least two years at the closing date for applications in the normal admissions round or at the time of application for in year applications. 8 Children in order of nearness of the home to the school.</p> <p>Criterion 1 = 1, Criterion 2 = 0, Criterion 3 = 7, Criterion 4 = 8, Criterion 5 = 1, Criterion 6 = 0, Criterion 7 = 0, Criterion 8 = 13, Distance = 3.06km, EHCP = 0 Offered 30</p>
Criteria for 2019	<p>1 LAC & PLAC. 2 Children with an exceptional and professionally supported medical or social need for the place at the school. 3 Children living in the civil parishes of Tandridge and Crowhurst. 4 Siblings of children who are at the school at the time of admission or siblings of children who previously attended the school and are of primary school age at the time of application. 5 Children whose parent(s) are committed members of, and regularly worship in one of four churches of the Oxted Benefice, namely St Peter's Church, Tandridge; St Mary's Church, Oxted St John's Church, Hurst Green or St George's Church, Crowhurst and who live within three miles of St Peter's School. 6 Children whose parent(s) are committed members of, and regularly worship in churches of other denominations in membership of Churches Together in Britain and Ireland and who live within three miles of St Peter's school. 7 Children of members of the teaching staff of St Peter's School, who have been working at the school for at least two years at the closing date for applications in the normal admissions round or at the time of application for in year applications. 8 Children in order of nearness of the home to the school.</p>

TANDRIDGE: ADMISSION CRITERIA	
St Stephen's Church of England Primary School Criteria for 2018 and numbers offered	<p>Foundation places: 10 places to be offered to pupils whose parent/carer is a faithful and regular worshipper in an Anglican or other Christian church. Places will be allocated according to the following criteria: 1 LAC & PLAC. 2 Children with an exceptional and professionally supported medical or social need for a place at the school. 3 Children whose parent/carer is a faithful and regular worshipper at the following parish churches: St Stephen's Church, South Godstone, St Nicholas' Church, Godstone, and St John's Church, Blindley Heath. 4 Children whose parent/carer is a faithful and regular worshipper at another Anglican or other Christian Church and who will have a brother or sister in the school at the time of admission. 5 Children whose parents/carer is a faithful and regular worshipper at another Anglican or other Christian church.</p> <p>If there are fewer than ten qualified applicants for foundation places, any unfilled places will become additional open places. Unsuccessful qualified applicants for foundation places will be considered according to the same oversubscription criteria as all other open place applicants.</p> <p>Open places: 20 places to be offered to pupils who do not qualify for a foundation place. Places will be allocated according to the following criteria:</p> <p>1 LAC/PLAC. 2 Children with an exceptional and professionally supported medical or social need for a place at the school. 3 Children who will have a brother or sister in the school at the time of admission. 4 Children in order of nearness of the home to the school.</p> <p>Foundation places: Criterion 1 = 0, Criterion 2 = 0, Criterion 3 = 4, Criterion 4 = 1, Criterion 5 = 3, EHCP = 0 Offered 8</p> <p>Open places: Criterion 1 = 0, Criterion 2 = 0, Criterion 3 = 9, Criterion 4 = 10, Distance = 4.36km, EHCP = 3 Offered 22</p>

TANDRIDGE:
ADMISSION CRITERIA

Criteria for 2019	<p>Foundation places: 10 places to be offered to pupils whose parent/carer is a faithful and regular worshipper in an Anglican or other Christian church. Places will be allocated according to the following criteria: 1 LAC & PLAC. 2 Children with an exceptional and professionally supported medical or social need for a place at the school. 3 Children whose parent/carer is a faithful and regular worshipper at the following parish churches: St Stephen's Church, South Godstone, St Nicholas' Church, Godstone, and St John's Church, Blindley Heath. 4 Children whose parent/carer is a faithful and regular worshipper at another Anglican or other Christian Church and who will have a brother or sister in the school at the time of admission. 5 Children whose parents/carer is a faithful and regular worshipper at another Anglican or other Christian church.</p> <p>If there are fewer than ten qualified applicants for foundation places, any unfilled places will become additional open places. Unsuccessful qualified applicants for foundation places will be considered according to the same oversubscription criteria as all other open place applicants.</p> <p>Open places: 20 places to be offered to pupils who do not qualify for a foundation place. Places will be allocated according to the following criteria: 1 LAC/PLAC. 2 Children with an exceptional and professionally supported medical or social need for a place at the school. 3 Children who will have a brother or sister in the school at the time of admission. 4 Children of members of the staff of the school provided the member of staff has been employed at the school for two or more years at the time at which the application for admission to the school is made. 5 Children in order of nearness of the home to the school.</p>
Tatsfield Primary School Criteria for 2018 and numbers offered	<p>1 LAC & PLAC. 2 Exceptional social/medical need. 3 Children who had a sibling on roll at the school at the end of the 2013/14 academic year and that sibling will still be expected to be on roll at the school on the date of the child's admission. 4 Siblings who live within the catchment area. 5 Other children who live within the catchment area. 6 Siblings who live outside the catchment area. 7 Other children who live outside the catchment area.</p> <p>Criterion 1 = 0, Criterion 2 = 0, Criterion 3 = 5, Criterion 4 = 2, Criterion 5 = 11, Criterion 6 = 2, Criterion 7 = 10, Distance = 6.14km, EHCP = 0 Offered 30</p>
Criteria for 2019	<p>1 LAC & PLAC. 2 Exceptional social/medical need. 3 Children who had a sibling on roll at the school at the end of the 2013/14 academic year and that sibling will still be expected to be on roll at the school on the date of the child's admission. 4 Siblings who live within the catchment area. 5 Other children who live within the catchment area. 6 Siblings who live outside the catchment area. 7 Other children who live outside the catchment area.</p>
Woodlea Primary School Criteria for 2018 and numbers offered	<p>1 LAC & PLAC. 2 Exceptional social/medical need. 3 Siblings, at the time of admission, for whom Woodlea is the nearest school to their home. 4 Other children for whom the school is nearest to their home. 5 Siblings, at the time of admission, for whom the school is not nearest to their home. 6 Any other applicant.</p> <p>Criterion 1 = 1, Criterion 2 = 0, Criterion 3 = 6, Criterion 4 = 6, Criterion 5 = 8, Criterion 6 = 9, Distance = 2.55km, EHCP = 0 Offered 30</p>
Criteria for 2019	<p>1 LAC & PLAC. 2 Exceptional social/medical need. 3 Siblings, at the time of admission, for whom Woodlea is the nearest school to their home. 4 Other children for whom the school is nearest to their home. 5 Siblings, at the time of admission, for whom the school is not nearest to their home. 6 Any other applicant.</p>



Map of Surrey