

Information on secondary schools in Surrey 2017/18

- List of Surrey's secondary schools and their contact details
- School codes – for use on the local authority application form
- A summary of how places were allocated in 2016 and the admission criteria for all Surrey state funded secondary schools for September 2017
- Open day/evening arrangements
- Surrey map

www.surreycc.gov.uk/admissions

SURREY COUNTY COUNCIL'S STATE FUNDED SECONDARY SCHOOLS

Contents	Page
Borough/District	
Elmbridge.....	3
Epsom & Ewell.....	6
Guildford.....	8
Mole Valley.....	10
Reigate & Banstead.....	12
Runnymede.....	15
Spelthorne.....	18
Surrey Heath.....	21
Tandridge.....	23
Waverley.....	25
Woking.....	27
Open Day/Evening Arrangements	29
Surrey Map	Back Page

Important information regarding admission criteria

The information provided in this booklet serves as a *guide* to the admission criteria for all Surrey schools. *It should not be regarded as definitive.* Please contact academies and foundation, free and voluntary aided schools for detailed information about their admission criteria and the local authority for detailed information on community schools or visit: www.surreycc.gov.uk/admissions.

Unless otherwise stated, the admission criteria for Surrey's secondary schools are set out below.

1. Looked after and previously looked after children;
2. Exceptional social/medical need;
3. Children who will have a sibling at the school on the date of admission;
4. Children for whom the school is the nearest to their home address (**the nearest school may be either inside or outside the county boundary**);
5. Other children, prioritised according to the distance they live from the school.

Catchment area maps: where these apply, they can be viewed on the school's website.

Contact details:

Surrey Schools and Childcare Service Tel: 0300 200 1004 www.surreycc.gov.uk/admissions

KEY

Some schools might change to academy status during the 2016/17 academic year. For up to date information on the type of each school please see the 'Directory of Surrey schools' at www.surreycc.gov.uk/schools.

A = Academy
C = Community school
F = Foundation school

Fr = Free school
VA = Voluntary Aided school

LAC & PLAC = Looked after and previously looked after children.
SEN/EHCP = Children with a Statement of Special Educational Needs or an Education, Health and Care Plan.

✳ Next to the school name indicates that the school will be taken into account when assessing each child's nearest school when considering admission to community schools.

☒ This symbol in the fourth column indicates that a separate supplementary information form may need to be completed. Where criteria numbers are listed, the supplementary information form only needs to be completed by parents applying under those criteria. Supplementary information forms are available at www.surreycc.gov.uk/admissions or from the school and must be returned directly to that school. The local authority application form must be completed in all cases.

Against the Published Admission Number (PAN) indicates that the school provision or admission number is under review at the time of going to print. If you would like an update before completing your application please telephone the Surrey Schools and Childcare Service on 0300 200 1004.


Number offered

We show the number of pupils offered a place at each school for September 2016. In some instances the total number offered was more than the Published Admission Number (PAN). This is generally because additional places were offered to meet local demand.

* Next to the number offered indicates that the school intended to drop back to PAN for the 2016 intake.

** Next to the number offered indicates that the school intended to admit an exceeded PAN for the 2016 intake.



Where a school was oversubscribed in 2016 we have included the distance (where appropriate) from which the last applicant was allocated. This has been included within the criterion under which the last applicant was offered a place. In some cases vacancies remained after the initial allocation to on time applicants and these were filled by applicants who had applied late. This data is relevant to the allocation date of 1 March 2016.

ELMBRIDGE: SCHOOLS' INFORMATION																			
School Name	D f E No	Type of School	Additional form (see page 2)	Address	Age Range in 2017/18	Headteacher/ Principal	School contact details	PAN 2017	Preferences for September 2016	Number Offered 2016	LAC & PLAC	Exceptional	Siblings	Nearest School	Others	Centrally offered	SEN/EHCP	Lates	
Cobham Free School ✨	936/2006	Fr	 for Criteria 2, 3, 5 & 6	The Old Police Station 91- 95 Portsmouth Road Cobham KT11 1JJ	11-15 (11-18 in 2020)	Mrs M Khatib	Tel/Fax: 0330 330 0237 e: admissions@cobhamfreeschool.org.uk w: www.cobhamfreeschool.org.uk Enquiries to: Admissions Team	48	370	49*								See separate admission criteria	
Esher Church of England High School ✨	936/4508	A	-	More Lane Esher KT10 8AP	11-16	Mr M Boddington	Tel: 01372 468068 e: admissions@esherhigh.surrey.sch.uk w: www.esherhigh.surrey.sch.uk Enquiries to: Mrs J Dunkley	240	780	240									See separate admission criteria
Heathside School ✨	936/5409	A	-	Brooklands Lane Weybridge KT13 8UZ	11-18	Mrs A Cullum	Tel: 01932 846162 Fax: 01932 828142 e: sburoni@heathside.surrey.sch.uk w: www.heathside.surrey.sch.uk Enquiries to: Mrs S Buroni	210	703	215*									See separate admission criteria
Hinchley Wood School ✨	936/5416	A	-	Claygate Lane Hinchley Wood Esher KT10 0AQ	11-18	Mr B Bartlett	Tel: 020 8398 7161 Fax: 020 8339 3908 e: gtwells@hinchleywoodschoo.co.uk w: www.hinchleywoodschoo.co.uk Enquiries to: Mrs G Twells	210	747	220**									See separate admission criteria
Rydens Enterprise School and Sixth Form College ✨	936/4193	A	-	Hersham Road Hersham Walton-on-Thames KT12 5PY	11-18	Mrs A L Payne	Tel: 01932 242994 Fax: 01932 252896 e: info@rydens.surrey.sch.uk w: www.rydens.surrey.sch.uk Enquiries to: Mrs K Wilmot	240	351	320*									See separate admission criteria

ELMBRIDGE: ADMISSION CRITERIA	
Cobham Free School Criteria for 2016 and numbers offered	<p>1. LAC & PLAC. 2. Founders children (conditional on approval from the Secretary of State). 3. Children of staff where: a member of staff has been employed for two or more years at the time the application for admission is made or the member of staff is recruited to fill a vacant post for which there is a demonstrable skill shortage. 4. Siblings of children currently at the school or siblings of children have been offered and accepted a place to start on or after the first sibling start date. 5. Up to 4 places will be allocated to new students meeting the requirement of the school music award. 6. 20% of the remaining places will be awarded to children eligible for pupil premium funding living in the Cobham Fairmile Ward, the Cobham and Downside Ward and the Oxshott and Stoke D'Abernon Ward. 7. Following allocations made under criteria 1 to 6, places will be awarded to children living within the KT11 postcode area. 8. All other applicants.</p> <p>Criterion 1 = 0, Criterion 2 = 0, Criterion 3 = 1, Criterion 4 = 16, Criterion 5 = 3, Criterion 6 = 1, Criterion 7 = 18, Criterion 8 = 6, Distance = 3.84km, SEN/EHCP = 4 Offered 49*</p>
Criteria for 2017	<p>1. LAC & PLAC. 2. Founders children (conditional on approval from the Secretary of State). 3. Children of staff where: a member of staff has been employed for two or more years at the time the application for admission is made or the member of staff is recruited to fill a vacant post for which there is a demonstrable skill shortage. 4. Siblings of those children who are already at the school. 5. Up to 4 places will be allocated to new students meeting the requirement of the school music award. 6. 20% of the remaining places will be awarded to children eligible for pupil premium funding living in the Cobham Fairmile Ward, the Cobham and Downside Ward and the Oxshott and Stoke D'Abernon Ward. 7. Following allocations made under criteria 1 to 6, places will be awarded to children living within the KT11 postcode area. 8. All other applicants.</p>
Esher Church of England High School Criteria for 2016 and numbers offered	<p>1. LAC & PLAC. 2. Exceptional social/medical need. 3. Siblings living at the same address at the time of admission. 4. Students who attend the following primary schools: Chandlers Field School, Cranmere Primary School, Esher Church School, Hurst Park Primary School, St Albans Catholic Primary School, St Andrews Primary School, St Lawrence Junior School AND whose permanent home is within the catchment area. 5. Any other children living within the catchment area of Esher High School. 6. Children attending one of the primary schools listed in 4. whose permanent home is outside the catchment area. 7. Any other applicant.</p> <p>Criterion 1 = 5, Criterion 2 = 0, Criterion 3 = 80, Criterion 4 = 154, Distance = 5.43km, Criterion 5 = 0, Criterion 6 = 0, Criterion 7 = 0, SEN/EHCP = 1 Offered 240</p>
Criteria for 2017	<p>1. LAC & PLAC. 2. Exceptional social/medical need. 3. Siblings living at the same address at the time of admission. 4. Students who attend the following primary schools: Chandlers Field School, Cranmere Primary School, Esher Church School, Hurst Park Primary School, St Albans Catholic Primary School, St Andrews Primary School, St Lawrence Junior School AND whose permanent home is within the catchment area. 5. Any other children living within the catchment area of Esher High School. 6. Children attending one of the primary schools listed in 4. whose permanent home is outside the catchment area. 7. Any other applicant.</p>
Heathside School Criteria for 2016 and numbers offered	<p>1. LAC & PLAC. 2. Exceptional circumstances. 3. Children who at the time of admission will have a sibling currently at the school. 4. Children whose permanent home is within the catchment area. 5. Children who attend Ashley CofE (Aided) Primary School, Cleves School or St James CofE Primary School and whose permanent home is outside the catchment area (max 15 places). 6. Children whose permanent home is outside the catchment area.</p> <p>Criterion 1 = 1, Criterion 2 = 2, Criterion 3 = 76, Criterion 4 = 130, Criterion 5 = 4, Distance = 3.66km, Criterion 6 = 0, SEN/EHCP = 2 Offered 215*</p>
Criteria for 2017	<p>1. LAC & PLAC. 2. Exceptional circumstances. 3. Children who at the time of admission will have a sibling attending the school who was admitted prior to September 2016 regardless of the permanent home address. 4. Children who at the time of admission will have a sibling attending the school who was admitted from September 2016 onwards, whose permanent home address is within the catchment area. 5. Children whose permanent home is within the catchment area who do not have a sibling attending the school. 6. Children who at the time of admission have a sibling attending the school who was admitted from September 2016 onwards, whose permanent home address is outside the catchment area. 7. Children who attend Ashley CofE (Aided) Primary School, Cleves School or St James CofE Primary School and whose permanent home is outside the catchment area (max 15 places). 8. Children whose permanent home is outside the catchment area.</p>

ELMBRIDGE: ADMISSION CRITERIA	
Hinchley Wood School Criteria for 2016 and numbers offered	<p>1. LAC & PLAC. 2. Exceptional circumstances. 3. Siblings living at the same address at the time of admission (does not apply if the older sibling is in the sixth form). 4a. Students who attend the following feeder primary schools: Claygate Primary School, Hinchley Wood Primary School, Long Ditton St Mary's CofE Junior School and Thames Ditton Junior School and whose permanent home is within the revised catchment area. 4b. Any other students whose permanent home is within the revised catchment area. 5. Any other applicant.</p> <p>Criterion 1 = 3, Criterion 2 = 1, Criterion 3 = 96, Criterion 4a = 114, Distance = 1.59km, Criterion 4b = 0, Criterion 5 = 0, SEN/EHCP = 6 Offered 220**</p>
Criteria for 2017	<p>1. LAC & PLAC. 2. Exceptional circumstances. 3. Siblings living at the same address at the time of admission (does not apply if the older sibling is in the sixth form). 4a. Students who attend the following feeder primary schools: Claygate Primary School, Hinchley Wood Primary School, Long Ditton St Mary's CofE Junior School and Thames Ditton Junior School and whose permanent home is within the catchment area. 4b. Any other students whose permanent home is within the catchment area. 5. Any other applicant.</p>
Rydens Enterprise School and Sixth Form College Criteria for 2016 and numbers offered	<p>1. LAC & PLAC. 2. Exceptional arrangements. 3. Siblings at the time of admission (does not apply if the older sibling is in the sixth form). 4. Children who attend one of the following feeder primary schools: Ashley Church of England Primary School, Bell Farm Primary School, Walton Oak School, and whose permanent home is within the catchment area for RES. 5. Children whose permanent home is within the catchment area for RES. 6. Children attending one of the feeder primary schools: Ashley Church of England Primary School, Bell Farm Primary School, Walton Oak School, and whose permanent home is outside the catchment area for RES. 7. All other applicants.</p> <p>Criterion 1 = 0, Criterion 2 = 0, Criterion 3 = 70, Criterion 4 = 78, Criterion 5 = 39, Criterion 6 = 1, Criterion 7 = 8, Centrally offered = 120, SEN/EHCP = 3, Lates = 1 Offered 320*</p>
Criteria for 2017	<p>1. LAC & PLAC. 2. Exceptional arrangements. 3. Siblings at the time of admission (does not apply if the older sibling is in the sixth form). 4. Children who attend one of the following feeder primary schools: Ashley Church of England Primary School, Bell Farm Primary School, Walton Oak School, and whose permanent home is within the catchment area for RES. 5. Children whose permanent home is within the catchment area for RES. 6. Children attending one of the feeder primary schools: Ashley Church of England Primary School, Bell Farm Primary School, Walton Oak School, and whose permanent home is outside the catchment area for RES. 7. All other applicants.</p>





EPSOM & EWELL: SCHOOLS' INFORMATION

School Name	D f E No	Type of School	Additional form (see page 2)	Address	Age Range in 2017/18	Headteacher/ Principal	School contact details	PAN 2017	Preferences for September 2016	Number Offered 2016	LAC & PLAC	Exceptional	Siblings	Nearest School	Others	Centrally offered	SEN/EHCP	Lates	
Blenheim High School ✨	936/5417	A	-	Longmead Road Epsom KT19 9BH	11-18	Mr R Isaac / Mr S Hillier	Tel: 01372 745333 Fax: 01372 745345 e: headteacher@blenheim.surrey.sch.uk w: www.blenheim.surrey.sch.uk Enquiries to: Mrs C Hunt	240	831	249*									See separate admission criteria
Epsom & Ewell High School ✨	936/5405	A	-	Ruxley Lane West Ewell KT19 9JW	11-18	Mr A Russell	Tel: 020 8974 0400 Fax: 020 8974 0401 e: info@eehs.surrey.sch.uk w: www.epsomandewellhighschool.com Enquiries to: Mrs L Evans	240	559	223									See separate admission criteria
Glyn School (single sex boys' school & mixed sixth form) ✨	936/5404	A	 for Criterion 4 only	The Kingsway Ewell Epsom KT17 1NB	11-18	Mr P Wheatley	Tel: 020 8716 4949 Fax: 020 8716 4999 e: admissions@glynschool.org w: www.glynschool.org Enquiries to: Mrs E Gimson	240	676	240									See separate admission criteria
Rosebery School (single sex girls' school) ✨	936/5407	A	 for Criterion 4 only	Whitehorse Drive Epsom KT18 7NQ	11-18	Ms R Allen	Tel: 01372 720439 e: admissions@rosebery.surrey.sch.uk w: www.roseberyschool.co.uk Enquiries to: Mrs L Broome	240	673	240									See separate admission criteria

EPSOM & EWELL: ADMISSION CRITERIA



Blenheim High School Criteria for 2016 and numbers offered	1. LAC & PLAC. 2. Siblings at the time of admission. 3. Medical/social or educational well-being. 4. 15% to students living in Court Ward and 15% to students living in the West Ewell Ward. 5. Remaining places divided between students living in the following Epsom and Ewell Wards: Town, Ewell, Ewell Court, Stoneleigh, Auriol, Cuddington, Nonsuch, Stamford, Woodcote, College, Ruxley and the Sutton Worcester Park area (see map at school). 6. Distance. Criterion 1 = 1, Criterion 2 = 70, Criterion 3 = 0, Criterion 4 = 29, Criterion 5 = 130, Criterion 6 = 17, Distance 3.8km, SEN/EHCP = 2 Offered 249*
Criteria for 2017	1. LAC & PLAC. 2. Siblings at the time of admission. 3. Medical/social or educational well-being. 4. 15% to students living in Court Ward and 15% to students living in the West Ewell Ward. 5. Remaining places divided between students living in the following Epsom and Ewell Wards: Town, Ewell, Ewell Court, Stoneleigh, Auriol, Cuddington, Nonsuch, Stamford, Woodcote, College, Ruxley and the Sutton Worcester Park area (see map at school). 6. Distance.
Epsom & Ewell High School Criteria for 2016 and numbers offered	1. LAC & PLAC. 2. Children who will have an older sibling attending the school at the time of admission. 3. Children with major medical or social grounds. 4. Distance. Criterion 1 = 3, Criterion 2 = 41, Criterion 3 = 3, Criterion 4 = 131, Centrally offered = 37, SEN/EHCP = 3, Lates = 5 Offered 223
Criteria for 2017	1. LAC & PLAC. 2. Children who will have an older sibling attending the school at the time of admission. 3. Children with major medical or social grounds. 4. Distance.

EPSOM & EWELL: ADMISSION CRITERIA	
Glyn School Criteria for 2016 and numbers offered	<p>1. LAC & PLAC. 2. Exceptional social/medical need. 3. Siblings at time of application. 4. Children of staff employed to work at Glyn School, where the parent has a permanent contract of employment with Glyn School or GLF Schools and whose normal base of work is Glyn School. The employment contract must have been in place for two or more years at the time of application. Staff that are recruited to fill a vacant post for which there is a particular skill shortage can also apply under this category. 5. Distance of a student's permanent residence from the school.</p> <p>Criterion 1 = 3, Criterion 2 = 0, Criterion 3 = 56, Criterion 4 = 1, Criterion 5 = 175, Distance = 2.48km, SEN/EHCP = 5 Offered 240</p>
Criteria for 2017	<p>1. LAC & PLAC. 2. Exceptional social/medical need. 3. Siblings at time of application. 4. Children of staff employed to work at Glyn School, where the parent has a permanent contract of employment with Glyn School or GLF Schools and whose normal base of work is Glyn School. The employment contract must have been in place for two or more years at the time of application. Staff that are recruited to fill a vacant post for which there is a particular skill shortage can also apply under this category. 5. Distance of a student's permanent residence from the school.</p>
Rosebery School Criteria for 2016 and numbers offered	<p>1. LAC & PLAC. 2. Exceptional social/medical need. 3. Siblings at the time of application. 4. Daughters of parents who have had a contract of employment with Rosebery School for more than two years or who have been appointed to fill a particular skill shortage. 5. All other applicants are ranked by distance from the child's home to the main school gate.</p> <p>Criterion 1 = 3, Criterion 2 = 0, Criterion 3 = 54, Criterion 4 = 4, Criterion 5 = 177, Distance = 2.76km, SEN/EHCP = 2 Offered 240</p>
Criteria for 2017	<p>1. LAC & PLAC. 2. Exceptional social/medical need. 3. Siblings at the time of application. 4. Daughters of parents who have had a contract of employment with Rosebery School for more than two years or who have been appointed to fill a particular skill shortage. 5. All other applicants are ranked by distance from the child's home to the main school gate.</p>

GUILDFORD: SCHOOLS' INFORMATION																		
School Name	D f E No	Type of School	Additional form (see page 2)	Address	Age Range in 2017/18	Headteacher/ Principal	School contact details	PAN 2017	Preferences for September 2016	Number Offered 2016	LAC & PLAC	Exceptional	Siblings	Nearest School	Others	Centrally offered	SEN/EHCP	Lates
Ash Manor School ☼	936/4463	C	-	Manor Road Ash GU12 6QH	11-16	Ms A Bailey	Tel: 01252 353900 Fax: 01252 353908 e: dhayes@ashmanorschool.com w: www.ashmanorschool.com Enquiries to: Ms D Hayes	210	299	212*	1	0	77	80	39	9	0	6
Christ's College ☼	936/4028	A	 for Criterion 2 & 4	Larch Avenue Guildford GU1 1JY	11-18	Mr S Knight	Tel: 01483 537373 e: eunwin@christcollege.surrey.sch.uk w: www.christcollege.surrey.sch.uk Enquiries to: Mrs E Unwin	156	337	156	See separate admission criteria							
George Abbot School ☼	936/4456	A	 for Criterion 4 only	Woodruff Avenue Burpham Guildford GU1 1XX	11-18	Mrs K Carriett	Tel: 01483 888000 Fax: 01483 888001 e: office@georgeabbot.surrey.sch.uk w: www.georgeabbot.surrey.sch.uk Enquiries to: Admissions Officer	300	895	300	See separate admission criteria							
Guildford County School ☼	936/5400	A	 for Criterion 4 only	Farnham Road Guildford GU2 4LU	11-18	Mr J Mayhew	Tel: 01483 504089 e: nevans@guildfordcounty.co.uk w: www.guildfordcounty.co.uk Enquiries to: Mrs N Evans	180	686	160	See separate admission criteria							
Howard of Effingham School ☼	936/4036	A	-	Lower Road Effingham KT24 5JR	11-18	Mrs R Barnfield (Executive) Mrs H Pennington (Head of School)	Tel: 01372 453694 Fax: 01372 456952 e: howard@thehoward.org w: www.thehoward.org Enquiries to: Admissions Officer	240	579	252*	See separate admission criteria							
Kings College Guildford ☼	936/4001	A	-	Southway Guildford GU2 8DU	11-18	Mr A McKenzie	Tel: 01483 458956 Fax: 01483 458957 e: office@kingscollegeguildford.com w: www.kingscollegeguildford.com Enquiries to: Mrs T Baker	180	130	91	See separate admission criteria							
St Peter's Catholic School	936/4619	VA	 for Criteria 2, 3, 4, 7 & 8	Horseshoe Lane East, Guildford GU1 2TN	11-18	Mr T Miller	Tel: 01483 557574 Fax: 01483 306571 e: admissions@st-peters.surrey.sch.uk w: www.st-petersschool.co.uk Enquiries to: Admissions	210	585	180	See separate admission criteria							




GUILDFORD: ADMISSION CRITERIA	
Christ's College Criteria for 2016 and numbers offered	1. LAC & PLAC. 2. Practising Christians (up to a maximum of 50% of the intake in any one year). 3. Siblings at time of admission. 4. Children attending Northmead Junior School or Weyfield Primary Academy. 5. Any other applicant who wishes to attend this CofE school. Criterion 1 = 3, Criterion 2 = 52, Criterion 3 = 34, Criterion 4 = 52, Criterion 5 = 15, Distance = 1.32km, SEN/EHCP = 0 Offered 156
Criteria for 2017	1. LAC & PLAC. 2. Practising Christians (up to a maximum of 50% of the intake in any one year). 3. Siblings at time of admission. 4. Children of staff – priority is given to children of staff who have been employed by the college for more than two years. 5. Children attending Northmead Junior School or Weyfield Primary Academy. 6. Any other applicant who wishes to attend this CofE school.
George Abbot School Criteria for 2016 and numbers offered	1. LAC & PLAC. 2. Exceptional social/medical need. 3. Siblings at the time of admission. 4. Children of staff who have been employed by the school for more than two years. 5. Nearest school to home address. 6 Any other applicant. Criterion 1 = 1, Criterion 2 = 6, Criterion 3 = 114, Criterion 4 = 6, Criterion 5 = 154, Criterion 6 = 16, Distance = 2.22km, SEN/EHCP = 3 Offered 300
Criteria for 2017	1. LAC & PLAC. 2. Exceptional social/medical need. 3. Siblings at the time of admission. 4. Children of staff who have been employed by the school for more than two years. 5. Nearest school to home address. 6 Any other applicant.
Guildford County School Criteria for 2016 and numbers offered	1. LAC & PLAC. 2. Exceptional circumstances. 3. Siblings at the time of admission. 4. Children of staff who have been employed by the school for more than two years. 5. Distance to school. Criterion 1 = 1, Criterion 2 = 1, Criterion 3 = 59, Criterion 4 = 6, Criterion 5 = 92, Distance = 1.63km, SEN/EHCP = 1 Offered 160
Criteria for 2017	1. LAC & PLAC. 2. Exceptional circumstances. 3. Siblings at the time of admission. 4. Children of staff who have been employed by the school for more than two years. 5. Distance to school.
Howard of Effingham School Criteria for 2016 and numbers offered	1. LAC & PLAC. 2. Exceptional arrangements. 3. Siblings at the time of admission living in the catchment area. 4. Children who both live in the catchment area and who attend one of the following partner/feeder schools: Oakfield, Eastwick Junior, St Lawrence, The Raleigh, The Dawnay and The Royal Kent. 5. Those children who live in the catchment area but do not attend one of the partner/feeder schools named in 4. above. 6. Siblings at the time of admission living outside the catchment area. 7. Any other applicant. Criterion 1 = 2, Criterion 2 = 0, Criterion 3 = 108, Criterion 4 = 100, Criterion 5 = 17, Criterion 6 = 7, Criterion 7 = 11, Distance = 3.81km, SEN/EHCP = 7 Offered 252*
Criteria for 2017	1. LAC & PLAC. 2. Exceptional arrangements. 3. Siblings at the time of admission living in the catchment area. 4. Children who both live in the catchment area and who attend one of the following partner/feeder schools: Oakfield, Eastwick Junior, St Lawrence, The Raleigh, The Dawnay and The Royal Kent. 5. Those children who live in the catchment area but do not attend one of the partner/feeder schools named in 4. above. 6. Siblings at the time of admission living outside the catchment area. 7. Any other applicant.
Kings College Guildford Criteria for 2016 and numbers offered	1. LAC & PLAC. 2. Exceptional arrangements. 3. Siblings at the time of admission. 4. Distance. Criterion 1 = 0, Criterion 2 = 0, Criterion 3 = 24, Criterion 4 = 39, Centrally offered = 24, SEN/EHCP = 3, Lates = 1 Offered 91
Criteria for 2017	1. LAC & PLAC. 2. Exceptional arrangements. 3. Siblings at the time of admission. 4. Distance.

GUILDFORD:		ADMISSION CRITERIA
St Peter's Catholic School	Criteria for 2016 and numbers offered	1. LAC & PLAC. 2. Baptised Catholic children with a sibling at St Peter's at the time of admission. 3. Baptised Catholic children currently attending one of the four named feeder schools (St Cuthbert Mayne, St Edmund's, St Joseph's and St Thomas'). 4. Other baptised Catholic children. 5. Other children with a sibling at St Peter's at the time of admission. 6. Other children currently attending one of the four named feeder schools (St Cuthbert Mayne, St Edmund's, St Joseph's and St Thomas'). 7. Children of other Christian denominations. 8. Children who are members of other faiths. 9. Any other children. Criterion 1 = 3, Criterion 2 = 51, Criterion 3 = 67, Criterion 4 = 36, Criterion 5 = 22, Distance = 6.56km, Criteria 6 - 9 = 0, SEN/EHCP = 1 Offered 180
	Criteria for 2017	1. LAC & PLAC. 2. Baptised Catholic children with a sibling at St Peter's at the time of admission. 3. Baptised Catholic children currently attending one of the four named feeder schools (St Cuthbert Mayne, St Edmund's, St Joseph's and St Thomas'). 4. Other baptised Catholic children. 5. Other children with a sibling at St Peter's at the time of admission. 6. Other children currently attending one of the four named feeder schools (St Cuthbert Mayne, St Edmund's, St Joseph's and St Thomas'). 7. Children of other Christian denominations. 8. Children who are members of other faiths. 9. Any other children.

MOLE VALLEY:		SCHOOLS' INFORMATION																	
School Name	D f E No	Type Of School	Additional form (see page 2)	Address	Age Range in 2017/18	Headteacher/Principal	School contact details	PAN 2017	Preferences for September 2016	Number Offered 2016	LAC & PLAC	Exceptional	Siblings	Nearest School	Others	Centrally offered	SEN/EHCP	Lates	
The Ashcombe School ☼	936/4454	A	-	Ashcombe Road Dorking RH4 1LY	11-18	Mr D Blow	Tel: 01306 886312 Fax: 01306 742537 e: info@ashcombe.surrey.sch.uk w: www.ashcombe.surrey.sch.uk Enquiries to: Mrs A Reed	240	691	240	1	0	99	41	99 8.15km	0	0	0	
The Priory Church of England Voluntary Aided School ☼	936/4765	VA	 for Criteria 3, 4 & 5	West Bank Dorking RH4 3DG	11-18	Mrs R Gibb	Tel: 01306 887337 Fax: 01306 888715 e: admissions@priorycofe.com w: www.priorycofe.com Enquiries to: Mrs E Dennett	180	438	150	See separate admission criteria								
St Andrew's Catholic Secondary School ☼	936/4611	VA	 for Criteria 1, 2, 3, 4, 5 & 11	Grange Road Leatherhead KT22 7JP	11-18	Mr A Mitchell	Tel: 01372 221180 Fax: 01372 279135 e: administrator@st-andrews.surrey.sch.uk w: www.st-andrews.surrey.sch.uk Enquiries to: Mrs McEnaney	210	648	210*	See separate admission criteria								
Therfield School ☼	936/4073	A	-	Dilston Road Leatherhead KT22 7NZ	11-18	Mr J Malley	Tel: 01372 818123 Fax: 01372 818124 e: enquiries@therfield.surrey.sch.uk w: www.therfield.surrey.sch.uk Enquiries to: Mrs J Major	210	408	197	0	0	44	48	79	19	4	3	

MOLE VALLEY: ADMISSION CRITERIA	
The Priory Church of England Voluntary Aided School Criteria for 2016 and numbers offered	<p>1. LAC & PLAC. 2. Students who will have a brother or sister attending the school at the time of admission. 3. Students and/or parent(s) who regularly attend a Church of England church. 4. Students and/or parent(s) who regularly attend another Christian church. 5. Students and/or parent(s) who regularly attend a place of another religious faith. 6. Students whose medical condition or social circumstances means that they must attend this rather than any other school. 7. Students who would like to attend this Church of England school but who do not qualify in categories 1–6.</p> <p>Criterion 1 = 1, Criterion 2 = 52, Criterion 3 = 28, Criterion 4 = 7, Criterion 5 = 0, Criterion 6 = 1, Criterion 7 = 59, Distance = 13.73km, SEN/EHCP = 2 Offered 150</p>
Criteria for 2017	<p>1. LAC & PLAC. 2. Students who will have a brother or sister attending the school at the time of admission. 3. Students and/or parent(s) who regularly attend a Church of England church. 4. Students and/or parent(s) who regularly attend another Christian church. 5. Students and/or parent(s) who regularly attend a place of another religious faith. 6. Students whose medical condition or social circumstances means that they must attend this rather than any other school. 7. Students who would like to attend this Church of England school but who do not qualify in categories 1 – 6.</p>
St Andrew's Catholic Secondary School Criteria for 2016 and numbers offered	<p>1. Baptised LAC & PLAC. 2. Baptised Catholic children who have a sibling on roll at the time of admission at St Andrew's Catholic School. 3. Baptised Catholic children who are in one of the feeder schools (St Anne's, Banstead; St Clement's, Ewell; St Joseph's, Dorking; St Joseph's, Epsom; St Peter's, Leatherhead) who do not have a sibling on roll at the time of admission at St Andrew's Catholic School. 4. Other baptised Catholic children who live in the Epsom Deanery. 5. Other baptised Catholic children who do not live in the Epsom Deanery. 6. Non-Catholic LAC & PLAC. 7. Exceptional circumstances. 8. Non-Catholic children who are in one of the feeder schools and have a sibling on roll at the time of admission at St Andrew's Catholic School. 9. Non-Catholic children who are not in one of the feeder schools and have a sibling on roll at the time of admission at St Andrew's Catholic School. 10. Other Non-Catholic children who are in one of the feeder schools. 11. Other practising Christian children whose application must have a supporting letter from the minister of their church. 12. Any other.</p> <p>Criterion 1 = 1, Criterion 2 = 56, Criterion 3 = 66, Criterion 4 = 27, Criterion 5 = 20, Criterion 6 = 2, Criterion 7 = 0, Criterion 8 = 6, Criterion 9 = 28, Distance = 6.01km, Criterion 10 = 0, Criterion 11 = 0, Criterion 12 = 0, SEN/EHCP = 4 Offered 210*</p>
Criteria for 2017	<p>1. Baptised LAC & PLAC. 2. Baptised Catholic children who have a sibling on roll at the time of admission at St Andrew's Catholic School. 3. Baptised Catholic children who are in one of the feeder schools (St Anne's, Banstead; St Clement's, Ewell; St Joseph's, Dorking; St Joseph's, Epsom; St Peter's, Leatherhead) who do not have a sibling on roll at the time of admission at St Andrew's Catholic School. 4. Other baptised Catholic children who live in the Epsom Deanery. 5. Other baptised Catholic children who do not live in the Epsom Deanery. 6. Non-Catholic LAC & PLAC. 7. Exceptional circumstances. 8. Non-Catholic children who are in one of the feeder schools and have a sibling on roll at the time of admission at St Andrew's Catholic School. 9. Non-Catholic children who are not in one of the feeder schools and have a sibling on roll at the time of admission at St Andrew's Catholic School. 10. Other Non-Catholic children who are in one of the feeder schools. 11. Christian children whose application must have a supporting letter from the minister of their church. 12. Any other.</p>

REIGATE & BANSTEAD: SCHOOLS' INFORMATION

School Name	D f E No	Type of School	Additional form (see page 2)	Address	Age Range in 2017/18	Headteacher/Principal	School contact details	PAN 2017	Preferences for September 2016	Number Offered 2016	LAC & PLAC	Exceptional	Siblings	Nearest School	Others	Centrally offered	SEN/EHCP	Lates
The Beacon School ✨	936/5406	A	 for Criterion 2 only	Picquets Way Banstead SM7 1AG	11-18	Mr R Bennett	Tel: 01737 359103 e: info@thebeaconschool.co.uk w: www.thebeaconschool.co.uk Enquiries to: Mr G Cutter	240	409	279*	See separate admission criteria							
Oakwood School ✨	936/4465	C	-	Balcombe Road Horley RH6 9AE	11-16	Mr S Potten	Tel: 01293 785363 Fax: 01293 786465 e: admissions@oakwood.surrey.sch.uk w: www.oakwood.surrey.sch.uk Enquiries to: Mrs S Harding	240	265	225	1	0	56	128	11	26	2	1
Reigate School ✨	936/4157	C	-	Pendleton Road Reigate RH2 7NT	11-16	Mrs S Wardlow	Tel: 01737 243166 Fax: 01737 226069 e: info@reigate-school.surrey.sch.uk w: www.reigate-school.surrey.sch.uk Enquiries to: Mrs P Edmonds	250	811	250	2	0	104	141 2.16km	0	0	3	0
Royal Alexandra & Albert School	936/4623	VA	 Full & Flexi Boarders	Gatton Park Reigate RH2 0TD	7-18	Mr M Dixon	Tel: 01737 649000 Fax: 01737 649002 e: admissions@gatton-park.org.uk w: www.raa-school.co.uk Enquiries to: Mrs F Newport	Full 20 Flexi 67	306	Full -- Flexi 80*	Full = Full Boarder Flexi = Flexi Boarder See separate admission criteria							
St Bede's School	936/4622	VA	 For Criterion A, B & C3	Carlton Road Redhill RH1 2LQ	11-18	Mr S Crabtree	Tel: 01737 214071 Fax: 01737 212118 e: admissions@st-bedes.surrey.sch.uk w: www.st-bedes.surrey.sch.uk Enquiries to: Mrs S Coldrey/Mrs D Chacksfield	270	704	300**	See separate admission criteria							
The Warwick School ✨ (Consulting on expansion to a PAN of 210 from September 2017)	936/4460	A	-	Noke Drive Redhill RH1 4AD	11-16	Mr R Searle	Tel: 01737 764356 Fax: 01737 770007 e: mcg@warwick.surrey.sch.uk w: www.warwick.surrey.sch.uk Enquiries to: Mrs L McGrain	180#	457	200*	0	0	54	127	16 5.56km	0	3	0

REIGATE & BANSTEAD: ADMISSION CRITERIA


<p>The Beacon School Criteria for 2016 and numbers offered</p>	<p>1. LAC & PLAC. 2. Children of members of staff who have been employed at the school for two or more years and/ or a member of staff who is recruited to fill a vacant post for which there is a demonstrable skill shortage. 3. Sisters and/or brothers of students who are at the school or who have attended the school anytime during the last 7 academic years prior to the date of admission. 4. Exceptional circumstances. 5. Proximity. Criterion 1 = 0, Criterion 2 = 0, Criterion 3 = 90, Criterion 4 = 1, Criterion 5 = 162, Centrally offered = 19, SEN/EHCP = 3, Lates = 4 Offered 279*</p>
<p>Criteria for 2017</p>	<p>1. LAC & PLAC. 2. Children of members of staff who have been employed at the school for two or more years and/ or a member of staff who is recruited to fill a vacant post for which there is a demonstrable skill shortage. 3. Sisters and/or brothers of students who are at the school or who have attended the school anytime during the last 7 academic years prior to the date of admission. 4. Exceptional circumstances. 5. Proximity.</p>
<p>Royal Alexandra & Albert School Criteria for 2016 and numbers offered</p>	<p>Full Boarders: 1. LAC & PLAC. 2. Applicants whose parents are entitled to receive the Continuity Education Allowance of the Ministry of Defence. 3. Applicants with a boarding need. 4. Applicants who have a sibling boarding at the school, including in the Sixth Form, at the time of admission. 5. Applicants where the parent with whom the child normally resides works at the School. The parent must have been employed at the school for two or more years at the time at which the application is made, and/or have been recruited to fill a vacant post for which there is a demonstrable skill shortage. 6. All other applicants for places as boarders. Suitability for boarding interviews to allocate full boarding places are still being held. Flexi Boarders: 1. LAC & PLAC. 2. Applicants whose parents are entitled to receive the Continuity Education Allowance of the Ministry of Defence. 3. Applicants with a flexi boarding need. 4. Applicants who have a sibling who is a flexi boarder or a day boarder at the school, including the sixth form, at the time of admission. 5. Applicants where the parent with whom the child normally resides works at the school. The parent must have been employed at the school for two or more years at the time at which the application is made, and/or have been recruited to fill a vacant post for which there is a demonstrable skill shortage. 6. All other applicants for places as flexi boarders. Criterion 1 = 1, Criterion 2 = 0, Criterion 3 = 4, Criterion 4 = 13, Criterion 5 = 1, Criterion 6 = 60, Distance = 8.95km, SEN/EHCP = 1 Offered 80*</p>
<p>Criteria for 2017</p>	<p>Full Boarders: 1. LAC & PLAC. 2. Applicants whose parents are entitled to receive the Continuity Education Allowance of the Ministry of Defence. 3. Applicants with a boarding need. 4. Applicants who have a sibling who is a full boarder at the school, including in the Sixth Form, at the time of admission. 5. Applicants where the parent with whom the child normally resides works at the School. The parent must have been employed at the school for two or more years at the time at which the application is made, and/or have been recruited to fill a vacant post for which there is a demonstrable skill shortage. 6. All other applicants for places as boarders. Flexi Boarders: 1. LAC & PLAC. 2. Applicants whose parents are entitled to receive the Continuity Education Allowance of the Ministry of Defence. 3. Applicants with a flexi boarding need. 4. Applicants who have a sibling who is a flexi boarder, day boarder or non boarder at the school, including the sixth form, at the time of admission. 5. Applicants where the parent with whom the child normally resides works at the school. The parent must have been employed at the school for two or more years at the time at which the application is made, and/or have been recruited to fill a vacant post for which there is a demonstrable skill shortage. 6. All other applicants for places as flexi boarders.</p>

REIGATE & BANSTEAD: ADMISSION CRITERIA

<p>St Bede's School Criteria for 2016 and numbers offered</p>	<p>1. Children of parents who can demonstrate membership of or affiliation with the CofE or Roman Catholic Church - 220 places: 1a LAC & PLAC; 1b At least one parent is an active participant in the CofE or Roman Catholic Church; 1bi A sibling or siblings will be in attendance at St Bede's in September 2016; 1bii The child's sole or main residence is in the school's catchment area; 1biii Any other applicants. Distance will be used as a tie-breaker. 2. Children of parents who can demonstrate membership of or affiliation with another Christian Church belonging to a "Churches Together" organisation - 40 places: 2a LAC & PLAC; 2b At least one parent is an active participant in a Christian church which belongs to a "Churches Together" organisation. 2bi A sibling or siblings will be in attendance at St Bede's in September 2016. 2bii The child's sole or main residence is in the school's catchment area. 2biii Any other applicant. Distance will be used as a tie-breaker 3. Applicants whose parents may not be members of or affiliated with the specified Christian Churches but with priority given where there is a clear need for the child to attend St Bede's. Open places – 10 places: 3a LAC & PLAC who do not have a church link. 3b Children where an appropriate professional certifies that attendance at St Bede's School is important in supporting significant ongoing needs of the child or immediate family. 3c Children where a recognised leader within a non-Christian faith community certifies that at least one parent is an active participant in that community and that the child's spiritual development will be served by education within the community of St Bede's. 3d Children whose parents are not active participants in a Christian Church but who will have a sibling at the school in September 2016. 3e Any other applicant. Distance will be used as a tie-breaker. If there are unallocated places in categories 1 and 2 then those places will be allocated to the children in the other Church criterion using the same priorities as already described.</p> <p>Criterion 1 = 228, Criterion 2 = 34, Criterion 3 = 33, Distance = 1.01km, SEN/EHCP = 5 Offered 300**</p>
<p>Criteria for 2017</p>	<p>A. Foundation places – Churches of England/Roman Catholic - Children whose parent/carer is a member of an Anglican or Roman Catholic Church - 220 places: 1 LAC & PLAC. 2. Children with an exceptional and professionally supported medical or social need for a place at the school. 3. Children whose parent/carer is a regular worshipper at either an Anglican or Roman Catholic Church. 4. Children who will have a sibling in the school at the time of admission. 5. Children whose home address is within the school's catchment area. 6. Children in order of distance from their home address to school.</p> <p>B. Foundation places – Free churches - Children whose parent/carer is a member of a Christian Church, which is a member of Churches Together in England or a local Churches Together organisation - 40 places: 1 LAC & PLAC. 2. Children with an exceptional and professionally supported medical or social need for a place at the school. 3. Children whose parent/carer is a regular worshipper at a Christian Church. 4. Children who will have a sibling in the school at the time of admission. 5. Children whose home address is within the school's catchment area. 6. Children in order of distance from their home address to school.</p> <p>C. Open places - Applicants whose do not qualify for a foundation- 10 places: 1 LAC & PLAC. 2. Children with an exceptional and professionally supported medical or social need for a place at the school. 3. Children whose parent/carer is a regular worshipper of a non-Christian faith community. 4. Children who will have a sibling in the school at the time of admission. 5. Children in order of distance from their home address to school.</p>

RUNNYMEDE: SCHOOLS' INFORMATION

Chertsey High School is a new secondary school opening in September 2017. It will open as a 6 form entry secondary school for 11 year olds (11 -16 by 2022) and will be located in Chertsey Road, Addlestone KT15 2EP. Parents interested in applying for this school should visit the school website www.chertseyhighschool.co.uk for further details. They will need to apply separately for a place at Chertsey High School alongside their application for a secondary school place in 2017 according to the information contained within the school admissions booklet and the schools currently available.

School Name	D f E No	Type of School	Additional form (see page 2)	Address	Age Range in 2017/18	Headteacher/ Principal	School contact details	PAN 2017	Preferences for September 2016	Number Offered 2016	LAC & PLAC	Exceptional	Siblings	Nearest School	Others	Centrally offered	SEN/EHCP	Lates		
Fullbrook ✨	936/5413	A	-	Selsdon Road New Haw Addlestone KT15 3HW	11-18	Mrs K Moore	Tel: 01932 349301 Fax: 01932 351224 e: info@fullbrook.surrey.sch.uk w: www.fullbrook.surrey.sch.uk Enquiries to: Mrs C Allington	240	491	256*									See separate admission criteria	
Jubilee High School ✨	936/4000	A	-	School Lane Addlestone KT15 1TE	11-16	Mr S Price	Tel: 01932 884800 Fax: 01932 884803 e: info@jubileehigh.surrey.sch.uk w: www.jubileehigh.surrey.sch.uk Enquiries to: Mrs J Roberts	180	235	166										See separate admission criteria
The Magna Carta School ✨	936/4160	A	-	Thorpe Road Staines-upon- Thames TW18 3HJ	11-16	Mr T Smith	Tel: 01784 454320 Fax: 01784 441214 e: head@magnacarta.surrey.sch.uk w: www.magnacarta.surrey.sch.uk Enquiries to: Mrs C Camburn	255	486	255										See separate admission criteria
Salesian School	936/5412	A	 for Criteria 1 - 7, 11 & 12	Guildford Road Chertsey KT16 9LU Annexe (6th form): Highfield Road Chertsey KT16 8BX	11-18	Mr J Kibble	Tel: 01932 582520 Fax: 01932 582521 e: info@salesian.surrey.sch.uk w: www.salesian.surrey.sch.uk Enquiries to: Admissions Secretary	240	583	247**										See separate admission criteria





RUNNYMEDE: ADMISSION CRITERIA

Fullbrook Criteria for 2016 and numbers offered	1. LAC & PLAC. 2. Children who will have a sibling attending the school at the time of admission. 3. Medical or social grounds. 4. Children living within the admission area. 5. Children who live outside the admission area and, at the time of application, are attending Byfleet Primary School or Ottershaw CofE Junior School or New Haw Junior School or Pyrford CofE Primary School or St Mary's CofE School (Byfleet) or West Byfleet Junior School. 6. Children living outside the admission area. Criterion 1 = 0, Criterion 2 = 79, Criterion 3 = 0, Criterion 4 = 116, Criterion 5 = 32, Criterion 6 = 26, Distance = 6.49km (to the catchment area boundary), SEN/EHCP = 3 Offered 256*
Criteria for 2017	1. LAC & PLAC. 2. Children who will have a sibling attending the school at the time of admission. 3. Medical or social grounds. 4. Children living within the admission area. 5. Children who live outside the admission area and, at the time of application, are attending Byfleet Primary School or Ottershaw CofE Junior School or New Haw Junior School or Pyrford CofE Primary School or St Mary's CofE School (Byfleet) or West Byfleet Junior School. 6. Children living outside the admission area.

RUNNYMEDE: ADMISSION CRITERIA	
Jubilee High School Criteria for 2016 and numbers offered	1. LAC & PLAC. 2. Siblings – children who will have an older sibling attending the school at the time of admission. 3. Exceptional medical/social circumstances. 4. Children resident within the Borough of Runnymede. 5. All other children. Criterion 1 = 1, Criterion 2 = 33, Criterion 3 = 0, Criterion 4 = 110, Criterion 5 = 4, Centrally offered = 10, SEN/EHCP = 4, Lates = 4 Offered 166
Criteria for 2017	1. LAC & PLAC. 2. Siblings at the time of admission. 3. Exceptional medical/social circumstances. 4. Children resident within the Borough of Runnymede. 5. All other children.
The Magna Carta School Criteria for 2016 and numbers offered	1. LAC & PLAC. 2. Exceptional circumstances. 3. Siblings – children who will have an older brother or sister at the school at the time of admission. 4. Students who attend named feeder schools: The Hythe School, Thorpe CofE Primary School, Thorpe Lea Primary School, Manorcroft School, St Ann's Heath Junior School, St Jude's CofE School. 5. Children for whom the school is the nearest to their home. 6. Any other applicant. Criterion 1 = 3, Criterion 2 = 0, Criterion 3 = 92, Criterion 4 = 131, Criterion 5 = 26, Distance = 3.54km, Criterion 6 = 0, SEN/EHCP = 3 Offered 255
Criteria for 2017	1. LAC & PLAC. 2. Exceptional circumstances. 3. Siblings – children who will have an older brother or sister at the school at the time of admission. 4. Students who attend named feeder schools: The Hythe School, Thorpe CofE Primary School, Thorpe Lea Primary School, Manorcroft School, St Ann's Heath Junior School, St Jude's CofE School. 5. Children for whom the school is the nearest to their home. 6. Any other applicant.



RUNNYMEDE:	ADMISSION CRITERIA
<p>Salesian School Criteria for 2016 and numbers offered</p>	<p>1. Baptised Catholic Looked After Children (children in care) and/or Baptised Catholic children who were previously Looked After Children supported by a certificate of Catholic baptism or a letter from a Catholic parish priest. 2. Baptised Catholic children with Exceptional Social or Medical Needs, supported by a certificate of Catholic baptism and supporting written evidence. 3. Baptised Catholic children attending Weybridge Deanery Catholic primary schools supported by a certificate of Catholic baptism, a certificate of Catholic First Holy Communion and their parish priest's signature with the parish stamp or seal to confirm that the child is recognised as a member of the parish. 4. Baptised Catholic children who are not attending a Weybridge Deanery Catholic primary school supported by a certificate of Catholic baptism, a certificate of Catholic First Holy Communion and their parish priest's signature with the parish stamp or seal to confirm that the child is recognised as a member of the parish. 5. Baptised Catholic children supported by a certificate of Catholic baptism and a certificate of Catholic First Holy Communion. 6. Baptised Catholic children supported by a certificate of Catholic baptism and their parish priest's signature with the parish stamp or seal to confirm that the child is recognised as a member of the parish. 7. Baptised Catholic children supported by a certificate of Catholic baptism. 8. Other Looked After Children (children in care) and previously Looked After Children 9. Other children with exceptional social or medical needs. 10. Other children with a sibling in the Salesian School at the time of admission. 11. Children from Eastern Christian Churches (including the Orthodox churches), supported by a certificate of baptism. 12. Children who are members of other Christian churches, who have their application supported by their church minister's signature. 13. Any other children.</p> <p>Criterion 1 = 0, Criterion 2 = 1, Criterion 3 = 218, Criterion 4 = 21, Distance = 5.74km, Criteria 5 - 13 = 0, SEN/EHCP = 7 Offered 247**</p>
<p>Criteria for 2017</p>	<p>1. Baptised Catholic Looked After Children (children in care) and/or Baptised Catholic children who were previously Looked After Children supported by a certificate of Catholic baptism. 2. Baptised Catholic children with Exceptional Social or Medical Needs, supported by a certificate of Catholic baptism and supporting written evidence. 3. Baptised Catholic children attending Weybridge Deanery Catholic primary schools supported by a certificate of Catholic baptism, a certificate of Catholic First Holy Communion and their parish priest's signature with the parish stamp or seal to confirm that the child is known to the priest as a member of the congregation. 4. Baptised Catholic children who are not attending a Weybridge Deanery Catholic primary school supported by a certificate of Catholic baptism, a certificate of Catholic First Holy Communion and their parish priest's signature with the parish stamp or seal to confirm that the applicant is known to the priest as a member of the congregation. 5. Baptised Catholic children supported by a certificate of Catholic baptism and a certificate of Catholic First Holy Communion. 6. Baptised Catholic children supported by a certificate of Catholic baptism and their parish priest's signature with the parish stamp or seal to confirm that the applicant is known to the priest as a member of the congregation. 7. Baptised Catholic children supported by a certificate of Catholic baptism. 8. Other Looked After Children (children in care) and previously Looked After Children 9. Other children with exceptional social or medical needs. 10. Other children with a sibling in the Salesian School at the time of admission. 11. Children from Eastern Christian Churches (including the Orthodox churches), supported by a certificate of baptism. 12. Children who are members of other Christian churches, who have their application supported by their church minister's signature to confirm that the applicant is known to the minister as a member of the congregation. 13. Any other children.</p> <p>Tiebreakers: The governors will apply the following cascading order of priorities to the admissions criteria when applications exceed the number of places available and it is necessary to decide between applications through a priority ranking: 1) Children with a sibling at Salesian School at the time of admission who are resident within the Weybridge Deanery; 2) Children with a sibling at Salesian School at the time of admission who are not resident within the Weybridge Deanery; 3) Children without a sibling at Salesian School at the time of admission who are resident within the Weybridge Deanery; 4) Children without a sibling at Salesian School at the time of admission who are not resident within the Weybridge Deanery.</p>

SPELTHORNE: SCHOOLS' INFORMATION

School Name	D f E No	Type of School	Additional form (see page 2)	Address	Age Range in 2017/18	Headteacher/ Principal	School contact details	PAN 2017	Preferences for September 2016	Number Offered 2016	LAC & PLAC	Exceptional	Siblings	Nearest School	Others	Centrally offered	SEN/EHCP	Lates
The Bishop Wand Church of England School ✠	936/4763	A	 for Criteria 2, 4, 5, 7, 8 & 9	Laytons Lane Sunbury-on-Thames TW16 6LT	11-18	Mr D Aldridge	Tel: 01932 778637 Fax: 01932 771022 e: admissions@bishopwand.surrey.sch.uk w: www.bishopwand.surrey.sch.uk Enquiries to: Mrs S Bennett	180	610	180	See separate admission criteria							
The Matthew Arnold School ✠	936/4202	A	-	Kingston Road Staines-upon-Thames TW18 1PF	11-16	Mrs M Gould	Tel: 01784 457275 Fax: 01784 450037 e: info@matthew-arnold.surrey.sch.uk w: www.matthew-arnold.surrey.sch.uk Enquiries to: Mrs J Lyde	196	280	144	0	0	39	43	31	28	0	3
St Paul's Catholic College	936/5411	VA	 for Criteria 1 - 6 & 9 - 11	Manor Lane Sunbury-on-Thames TW16 6JE	11-18	Mr J Mc Nulty	Tel: 01932 783811 Fax: 01932 786485 e: admissions@st-pauls.surrey.sch.uk w: www.st-pauls.surrey.sch.uk Enquiries to: Mrs L Newton	180	520	180	See separate admission criteria							
Sunbury Manor School ✠	936/4459	A	 for Criteria 4, 5 & 6	Nursery Road Sunbury-on-Thames TW16 6LF	11-16	Mrs A Duncan	Tel: 01932 784258 Fax: 08444 828030 e: lgriffin@sunburymanor.surrey.sch.uk w: www.sunburymanor.surrey.sch.uk Enquiries to: Mrs L Griffin	240	504	237	See separate admission criteria							
Thamesmead School ✠	936/5410	A	 for Criteria 4 & 5	Manygate Lane Shepperton TW17 9EE	11-16	Mr P Rodin	Tel: 01932 219400 Fax: 01932 219401 e: info@thamesmeadschool.com w: www.thamesmead.surrey.sch.uk Enquiries to: Mrs P Moss	210	819	210	See separate admission criteria							
Thomas Knyvett College ✠	936/4464	A	-	Stanwell Road Ashford TW15 3DU	11-16	Mrs R Barnfield (Executive) Mrs J Marillat (Head of School)	Tel: 01784 243824 Fax: 01784 240050 e: tkc@thomasknyvett.org w: www.thehowardpartnership.org Enquiries to: Mrs J Marillat	150	313	151*	0	1	37	97	12 1.93km	0	4	0

SPELTHORNE: ADMISSION CRITERIA	
<p>The Bishop Wand Church of England School Criteria for 2016 and numbers offered</p>	<p>1. LAC & PLAC. 2. Children of practising members of the Church of England who live within the catchment. 3. The applicant has siblings who are still on roll at the school at the time of application. 4. Children of practising members of other Christian churches who live within the catchment. 5. Children of practising members of other World Faiths who live within the catchment. 6. Any other applicant who live within the catchment. 7. Children of practising members of the Church of England who live outside the catchment. 8. Children of practising members of other Christian churches who live outside the catchment. 9. Children of practising members of other World Faiths who live outside the catchment. 10. Any other applicant who lives outside the catchment. Criterion 1 = 3, Criterion 2 = 80, Criterion 3 = 42, Criterion 4 = 20, Criterion 5 = 8, Criterion 6 = 23, Distance = 1.92km, Criteria 7 - 10 = 0, SEN/EHCP = 4 Offered 180</p>
<p>Criteria for 2017</p>	<p>1. LAC & PLAC. 2. Children of practising members of the Church of England who live within the catchment. 3. The applicant has siblings who are still on roll at the school at the time of application. 4. Children of practising members of other Christian churches who live within the catchment. 5. Children of practising members of other World Faiths who live within the catchment. 6. Any other applicant who live within the catchment. 7. Children of practising members of the Church of England who live outside the catchment. 8. Children of practising members of other Christian churches who live outside the catchment. 9. Children of practising members of other World Faiths who live outside the catchment. 10. Any other applicant who lives outside the catchment.</p>
<p>St Paul's Catholic College Criteria for 2016 and numbers offered</p>	<p>1. Baptised Catholic LAC & PLAC. 2. Baptised Catholic children with exceptional social and medical needs, supported by a certificate of catholic baptism. 3. Baptised Catholic children with a sibling, in attendance at time of application, at St Paul's from practising Catholic families, supported by a certificate of Catholic baptism and the Diocesan Priest's Reference Form. 4. Baptised Catholic children from one of the feeder parishes: St Ignatius, Sunbury; St Michael's, Ashford; St Lawrence, Feltham; Our Lady of the Rosary, Staines; supported by a certificate of Catholic baptism. 5. Baptised Catholic children from other parishes, supported by a certificate of Catholic baptism. 6. Other Baptised Catholics with a certificate of Catholic baptism. 7. Other LAC & PLAC. 8. Other children with a sibling at St Paul's at the time of admission. 9. Catechumens and members of an Eastern Christian Church whose parents/carers wish them to have a Catholic education and where a minister of religion verifies that the family is a member of the faith community on the Diocesan Priest's Reference Form. 10. Children of other Christian denominations whose parents/carers wish them to have a Catholic education and where a minister of religion verifies that the family is a member of the faith community on the Diocesan Priest's Reference Form. 11. Children of other faiths whose parents/carers wish them to have a Catholic education and whose application is supported by a religious leader. 12. Any other children. Criterion 1 = 2, Criterion 2 = 0, Criterion 3 = 29, Criterion 4 = 70, Criterion 5 = 35, Criterion 6 = 1, Criterion 7 = 0, Criterion 8 = 8, Criterion 9 = 3, Criterion 10 = 8, Criterion 11 = 7, Criterion 12 = 15, Distance = 3.22km, SEN/EHCP = 2 Offered 180</p>
<p>Criteria for 2017</p>	<p>Please note; The Office of the Schools Adjudicator has upheld an objection to the admission arrangements for St Paul's Catholic College for September 2017. However the Adjudicator's decision has been stayed and for 2017 admission the admission arrangements will remain as determined by the school and published below. For more information on the decision of the Schools Adjudicator, please see the Office of the Schools Adjudicator's website - www.gov.uk/government/organisations/office-of-the-schools-adjudicator or Surrey County Council's website - www.surreycc.gov.uk/admissions.</p> <p>1. Baptised Catholic LAC & PLAC. 2. Baptised Catholic children with exceptional social and medical needs, supported by a certificate of catholic baptism. 3. Baptised Catholic children with a sibling, in attendance at time of application, at St Paul's supported by a certificate of Catholic baptism and the Certificate of Catholic Practice. 4. Baptised Catholic children living within St Lawrence's Catholic Church Feltham parish or one of the Upper Thames Deanery parishes: St Ignatius, Sunbury; St Michael's, Ashford; Our Lady of the Rosary, Staines; St Francis De Sales, Hampton Hill; St Theodore's of Canterbury, Hampton; St John Fisher, Shepperton; St Margaret of Scotland, St Margarets; The Sacred Heart, Teddington; St James, Twickenham; St Edmund of Canterbury, Whitton; supported by a certificate of Catholic baptism and the Certificate of Catholic Practice. 5. Baptised Catholic children from outside the Upper Thames Deanery Parishes, supported by a certificate of Catholic baptism and the Certificate of Catholic Practice. 6. Other Baptised Catholics with a certificate of Catholic baptism. 7. Other LAC & PLAC. 8. Other children with a sibling at St Paul's at the time of admission. 9. Catechumens and members of an Eastern Christian Church where a certificate of baptism or a minister of faith leader verifies that the child is a member of the faith community by a letter. 10. Children of other Christian denominations where a certificate of baptism or a minister of faith leader verifies that the child is a member of the faith community by a letter. 11. Children of other faiths where a minister or faith leader verifies that the child is a member of the faith community by a letter. 12. Any other children.</p>


SPELTHORNE: ADMISSION CRITERIA	
Sunbury Manor School Criteria for 2016 and numbers offered	<p>1. LAC & PLAC. 2. Sibling at the time of admission. 3. Feeder school – Springfield Primary School. 4. Children of staff where the member of staff has been employed for 2 years prior to the application and/or the member of staff is appointed to a vacant post where there is a skills shortage. 5. Sibling past - where the child has had a brother or sister attending Sunbury Manor in the 5 years before the sibling's admission. 6. Pupil Premium - pupils who are eligible for free school meals. Supporting evidence of this status will be required. 7. Proximity.</p> <p>Criterion 1 = 0, Criterion 2 = 52, Criterion 3 = 28, Criterion 4 = 0, Criterion 5 = 7, Criterion 6 = 1, Criterion 7 = 133, Centrally offered = 10, SEN/EHCP = 0, Lates = 6 Offered 237</p>
Criteria for 2017	<p>1. LAC & PLAC. 2. Sibling at the time of admission. 3. Feeder school – Springfield Primary School. 4. Children of staff where the member of staff has been employed for 2 years prior to the application and/or the member of staff is appointed to a vacant post where there is a skills shortage. 5. Sibling past - where the child has had a brother or sister attending Sunbury Manor in the 5 years before the sibling's admission. 6. Pupil Premium - pupils who are eligible for free school meals. Supporting evidence of this status will be required. 7. Proximity.</p>
Thamesmead School Criteria for 2016 and numbers offered	<p>1. LAC & PLAC. 2. Sibling - Where the child: at the time of admission has a brother or sister at Thamesmead who is another child of the same parents, (including children adopted by both parents) whether living at the same address or not, or, at the time of admission has a brother or sister at Thamesmead who is a half-brother or sister or a step-brother or sister, or foster children, living at the same address, or, has a brother or sister who has been a former student at Thamesmead within 10 years of the anticipated date of entry and who is living at the same address. 3. Feeder schools - St Nicholas CofE School or Saxon School, Shepperton. 4. Performing Arts (Dance, Drama and/or Music) – max of 10% of intake. 5. Children of staff at the school, where the member of staff has been employed at the school for two or more years at the time at which application for admission to the school is made, and/or the member of staff is recruited to fill a vacant post for which there is a demonstrable skill shortage. 6. Local proximity within the postcode of TW17. 7. Proximity.</p> <p>Criterion 1 = 1, Criterion 2 = 87, Criterion 3 = 64, Criterion 4 = 21, Criterion 5 = 0, Criterion 6 = 17, Criterion 7 = 15, Distance = 1.83km, SEN/EHCP = 5 Offered 210</p>
Criteria for 2017	<p>1. LAC & PLAC. 2. Sibling - Where the child: at the time of admission has a brother or sister at Thamesmead who is another child of the same parents, (including children adopted by both parents) whether living at the same address or not, or, at the time of admission has a brother or sister at Thamesmead who is a half-brother or sister or a step-brother or sister, or foster children, living at the same address, or, has a brother or sister, half-brother or sister or a step-brother or sister, or foster child, who has been a former student at Thamesmead within 10 years of the anticipated date of entry and who is living at the same address. 3. Feeder schools - St Nicholas CofE School or Saxon School, Shepperton. 4. Performing Arts (Drama and/or Music) – max of 10% of intake. 5. Children of staff at the school, where the member of staff has been employed at the school for two or more years at the time at which application for admission to the school is made, and/or the member of staff is recruited to fill a vacant post for which there is a demonstrable skill shortage. 6. Where the child does not attend a Shepperton Primary School but permanently resides within the Shepperton postcode of TW17. 7. Proximity.</p>

SURREY HEATH: SCHOOLS' INFORMATION																			
School Name	D f E No	Type of School	Additional form (see page 2)	Address	Age Range in 2017/18	Headteacher/ Principal	School contact details	PAN 2017	Preferences for September 2016	Number Offered 2016	LAC & PLAC	Exceptional	Siblings	Nearest School	Others	Centrally offered	SEN/EHCP	Lates	
Collingwood College ✨	936/5401	A	 for Criterion 4 only	Kingston Road Camberley GU15 4AE	11-18	Mr E Tanner/ Mrs K Griffiths	Tel: 01276 457600 Fax: 01276 457610 e: tc@collingwood.surrey.sch.uk w: www.collingwoodcollege.com Enquiries to: Admissions Administrator	355	649	354									See separate admission criteria
Gordon's School	936/5403	A	 for Boarders and Day Boarders	West End Woking GU24 9PT	11-18	Mr A Moss	Tel: 01276 858084 Fax: 01276 855335 e: info@gordons.surrey.sch.uk w: www.gordons.surrey.sch.uk Enquiries to: Mrs S Tozer	DB-84 B-32	371	DB-76 B-32									DB = Day Boarder B = Boarder See separate admission criteria
Kings International College for Business and the Arts ✨	936/4468	F	-	Watchetts Drive Camberley GU15 2PQ	11-16	Mrs J Langley	Tel: 01276 683539 Fax: 01276 709503 e: info@kings-international.co.uk w: www.kings-international.co.uk Enquiries to: Miss S Bond/Mrs J Morgan	150	387	166*									See separate admission criteria
Tomlinscote School & Sixth Form College ✨	936/4190	A	-	Tomlinscote Way Frimley Camberley GU16 8PY	11-18	Mr I Hylan (Executive) Mr R Major (Head of School)	Tel: 01276 709050 Fax: 01276 709060 e: office@tomlinscoteschool.com w: www.tomlinscoteschool.com Enquiries to: Mrs J Shlackman	270	690	270									See separate admission criteria









SURREY HEATH: ADMISSION CRITERIA	
Collingwood College Criteria for 2016 and numbers offered	<p>1. LAC & PLAC. 2. Siblings if the other sibling is on roll at Collingwood College on 31 October in the calendar year preceding the date of admission. 3. Exceptional Arrangements. 4. Children of a member of the staff of Collingwood College, where the member of staff has been employed at the College for a minimum of two years by 31 October in the year preceding that for which admission is being sought; or Children of a member of the staff of Collingwood College, where the member of staff has been employed at the College to fill a vacant post, for which there is a demonstrable skills shortage. 5. Children living in the following wards of Surrey Heath: Bagshot, Lightwater, Old Dean, St Paul's, Windlesham, and that part of Town Ward which is on the north side of the A30. 6. Children living in the West End and Bisley Wards of Surrey Heath. 7. Children living in Town Ward on the south (town centre) side of the A30 and other wards of Surrey Heath. 8. Children living beyond the boundaries of Surrey Heath.</p> <p>Criterion 1 = 1, Criterion 2 = 101, Criterion 3 = 0, Criterion 4 = 1, Criterion 5 = 140, Criterion 6 = 6, Criterion 7 = 65, Criterion 8 = 16, Centrally offered = 14, SEN/EHCP = 2, Lates = 8</p> <p style="text-align: right;">Offered 354</p>
Criteria for 2017	<p>1. LAC & PLAC. 2. Siblings if the other sibling is on roll at Collingwood College on 31 October in the calendar year preceding the date of admission. 3. Exceptional Arrangements. 4. Children of a member of the staff of Collingwood College, where the member of staff has been employed at the College for a minimum of two years by 31 October in the year preceding that for which admission is being sought; or Children of a member of the staff of Collingwood College, where the member of staff has been employed at the College to fill a vacant post, for which there is a demonstrable skills shortage. 5. Children living in the following wards of Surrey Heath: Bagshot, Lightwater, Old Dean, St Paul's, Windlesham, and that part of Town Ward which is on the north side of the A30. 6. Children living in the West End and Bisley Wards of Surrey Heath. 7. Children living in Town Ward on the south (town centre) side of the A30 and other wards of Surrey Heath. 8. Children living beyond the boundaries of Surrey Heath.</p>

SURREY HEATH: ADMISSION CRITERIA	
Gordon's School Criteria for 2016 and numbers offered	<p>Day Boarders: 1. LAC & PLAC. 2. Children who have an older sibling on roll at Gordon's on 31 October in the calendar year preceding the date of admission and who was on roll prior to 1 September 2015. 3. Children who live within a 1000m radius of the school main entrance who have an older sibling on roll as a day boarder who was on roll at Gordon's on 31 October in the calendar year preceding the date of admission. In this category priority will be given to those children living nearest the school. 4. Children on the basis of the shortest radial distance from the home address to the main school gate within a radius of 1000m. 5. Children who live outside a 1000m radius of the main school main gate who have an older sibling on roll as a day boarder who was on roll at Gordon's on 31 October in the calendar year preceding the date of admission. In this category priority will be given to those children living nearest the school. 6. Children on the basis of the shortest radial distance from the home address to the main school gate outside a radius of 1000m.</p> <p>Criterion 1 = 3, Criterion 2 = 38, Criterion 3 = 4, Criterion 4 = 25, Criterion 5 = 1, Criterion 6 = 0, SEN/EHCP = 5 Offered 76</p> <p>Boarders: 1. LAC & PLAC. 2. Children of Members of the UK Armed Forces who qualify for Ministry of Defence financial assistance with the cost of boarding school fees. Within this category priority will be given to children who have an older sibling at Gordon's on roll at Gordon's on 31 October in the calendar year preceding the date of admission. For all other applicants in this category lots will be drawn to determine which children shall have priority. 3. Children with a boarding need not included in 2 above. 4. Children who have an older sibling on roll as a full or weekly boarder at Gordon's on 31 October in the calendar year preceding the date of admission. If oversubscribed lots will be drawn to determine which children shall have priority. 5. All other applicants for places as boarders.</p> <p>Criterion 1 = 2, Criterion 2 = 21, Criterion 3 = 6, Criterion 4 = 0, Criterion 5 = 3, SEN/EHCP = 0 Offered 32</p>
Criteria for 2017	<p>Day Boarders: 1. LAC & PLAC. 2. Children who have an older sibling on roll at Gordon's on 31 October in the calendar year preceding the date of admission and who was on roll prior to 1 September 2015. 3. Children who live within a 1000m radius of the school main entrance who have an older sibling on roll as a day boarder who was on roll at Gordon's on 31 October in the calendar year preceding the date of admission. In this category priority will be given to those children living nearest the school. 4. Children on the basis of the shortest radial distance from the home address to the main school gate within a radius of 1000m. 5. Children who live outside a 1000m radius of the main school main gate who have an older sibling on roll as a day boarder who was on roll at Gordon's on 31 October in the calendar year preceding the date of admission. In this category priority will be given to those children living nearest the school. 6. Children on the basis of the shortest radial distance from the home address to the main school gate outside a radius of 1000m.</p> <p>Boarders: 1. LAC & PLAC. 2. Children of Members of the UK Armed Forces who qualify for Ministry of Defence financial assistance with the cost of boarding school fees. Within this category priority will be given to children who have an older sibling at Gordon's on roll at Gordon's on 31 October in the calendar year preceding the date of admission. For all other applicants in this category lots will be drawn to determine which children shall have priority. 3. Children with a boarding need not included in 2 above. 4. Children who have an older sibling on roll as a full or weekly boarder at Gordon's on 31 October in the calendar year preceding the date of admission. If oversubscribed lots will be drawn to determine which children shall have priority. 5. All other applicants for places as boarders.</p>
Kings International College for the Business & the Arts Criteria for 2016 and numbers offered	<p>1. LAC & PLAC. 2. Children with exceptional arrangements. 3. Sibling at time of admission. 4. All other children.</p> <p>Criterion 1 = 3, Criterion 2 = 0, Criterion 3 = 32, Criterion 4 = 109, Centrally offered = 19, SEN/EHCP = 1, Lates = 2 Offered 166*</p>
Criteria for 2017	<p>1. LAC & PLAC. 2. Children with exceptional arrangements. 3. Sibling at time of admission. 4. All other children.</p>

SURREY HEATH: ADMISSION CRITERIA	
Tomlinscote School & Sixth Form College Criteria for 2016 and numbers offered	1. LAC & PLAC. 2. Exceptional arrangements. 3. Siblings still on roll at Tomlinscote at the time of admission. The exception to this rule is when the older brother or sister joined Tomlinscote at sixth form level. 4. Children resident within the catchment area. 5. Children resident outside the catchment area. Criterion 1 = 3, Criterion 2 = 0, Criterion 3 = 120, Criterion 4 = 139, Distance = 1.92km, Criterion 5 = 0, SEN/EHCP = 8 Offered 270
Criteria for 2017	1. LAC & PLAC. 2. Exceptional arrangements. 3. Siblings still on roll at Tomlinscote at the time of admission. The exception to this rule is when the older brother or sister joined Tomlinscote at sixth form level. 4. Children resident within the catchment area. 5. Children resident outside the catchment area.





TANDRIDGE: SCHOOLS' INFORMATION																			
School Name	D f E No	Type of School	Additional form (see page 2)	Address	Age Range in 2017/18	Headteacher/ Principal	School contact details	PAN 2017	Preferences for September 2016	Number Offered 2016	LAC & PLAC	Exceptional	Siblings	Nearest School	Others	Centrally offered	SEN/EHCP	Lates	
de Stafford School ✨	936/5408	A	-	Burntwood Lane Caterham CR3 5YX	11-16	Mr J Garner	Tel: 01883 347818 e: admin@destafford.org.uk w: www.destafford.org.uk Enquiries to: Mrs Z Defalco ext no.204	150	330	150									See separate admission criteria
Oxted School ✨	936/4098	A	-	Bluehouse Lane Oxted RH8 0AB	11-18	Mrs R Barnfield (Executive) Mrs N Euridge (Head of School)	Tel: 01883 712425 Fax: 01883 723973 e: admissions@oxtedschool.co.uk w: www.oxtedschool.co.uk Enquiries to: Mrs K Mullen	335	631	335									See separate admission criteria
Warlingham School ✨	936/4153	A	 for Criterion 4 only	Tithepit Shaw Lane Warlingham CR6 9YB	11-18	Mr N Bradwell	Tel: 01883 624067 Fax: 01883 624026 e: info@warlinghamschool.co.uk w: www.warlinghamschool.co.uk Enquiries to: Mrs S Chesterman	240	799	240									See separate admission criteria

TANDRIDGE: ADMISSION CRITERIA	
de Stafford School Criteria for 2016 and numbers offered	1. LAC & PLAC. 2. Exceptional arrangements. 3. Siblings on date of admission. 4. Distance. Criterion 1 = 1, Criterion 2 = 1, Criterion 3 = 43, Criterion 4 = 83, Centrally offered = 13, SEN/EHCP = 2, Lates = 7 Offered 150
Criteria for 2017	1. LAC & PLAC. 2. Exceptional arrangements. 3. Siblings on date of admission. 4. Distance.
Oxted School Criteria for 2016 and numbers offered	1. LAC & PLAC. 2. Exceptional social/medical need. 3. Siblings at the time of admission. 4. *Children who both live in the catchment area and who attend one of the following feeder schools: Crockham Hill CofE Primary (Kent), Dormansland Primary, Godstone Village, Holland Junior, Lingfield Primary, St Catherine's Primary, St John's CofE Primary, St Mary's CofE Junior, St Stephen's CofE Primary, Tatsfield Primary and Woodlea. 5. Those children who live in the catchment area but do not attend one of the feeder schools named in 4 above. 6. Any other applicant. Note: Priority under criterion 6 has been given to children who live furthest from their nearest alternative school and the distance provided relates to the nearest school of the last child offered. Criterion 1 = 3, Criterion 2 = 0, Criterion 3 = 96, Criterion 4 = 151, Criterion 5 = 9, Criterion 6 = 73, Distance = 0.85km, SEN/EHCP = 3 Offered 335
Criteria for 2017	1. LAC & PLAC. 2. Exceptional social/medical need. 3. Siblings at the time of admission. 4. *Children who both live in the catchment area and who attend one of the following feeder schools: Crockham Hill CofE Primary (Kent), Dormansland Primary, Godstone Village, Holland Junior, Lingfield Primary, Bletchingley Village Primary School, St John's CofE Primary, St Mary's CofE Junior, St Stephen's CofE Primary, Tatsfield Primary and Woodlea. 5. Those children who live in the catchment area but do not attend one of the feeder schools named in 4 above. 6. Any other applicant. If there is oversubscription within any criteria, priority will be given to children who live furthest from their nearest alternative school. * Criterion 4 will only apply until 31 August 2017 at which time the child will have left the feeder school.
Warlingham School Criteria for 2016 and numbers offered	1. LAC & PLAC. 2. Exceptional social/medical need. 3. Siblings at the time of admission. 4. Children of a member of the staff of Warlingham School where the member of staff has been employed at the school for a minimum of two years by 31 October in the year preceding that for which admission is being sought and where the member of staff has been employed at the school to fill a vacant post for which there is a demonstrable skills shortage. 5. Children who live within the fixed catchment area. 6. Any other applicant. Criterion 1 = 4, Criterion 2 = 0, Criterion 3 = 94, Criterion 4 = 1, Criterion 5 = 138, Distance = 3.52km, Criterion 6 = 0, SEN/EHCP = 3 Offered 240
Criteria for 2017	1. LAC & PLAC. 2. Exceptional social/medical need. 3. Siblings at the time of admission. 4. Children of a member of the staff of Warlingham School where the member of staff has been employed at the school for a minimum of two years by 31 October in the year preceding that for which admission is being sought and where the member of staff has been employed at the school to fill a vacant post for which there is a demonstrable skills shortage. 5. Children who live within the fixed catchment area. 6. Any other applicant.

WAVERLEY: SCHOOLS' INFORMATION																		
School Name	D f E No	Type of School	Additional form (see page 2)	Address	Age Range in 2017/18	Headteacher/Principal	School contact details	PAN 2017	Preferences for September 2016	Number Offered 2016	LAC & PLAC	Exceptional	Siblings	Nearest School	Others	Centrally offered	SEN/EHCP	Lates
All Hallows Catholic School	936/4515	VA	 for Criteria 1, 2, 4, 5 & 6	Weybourne Road Farnham GU9 9HF	11-18	Mr P Doyle	Tel: 01252 319211 Fax: 01252 328649 e: admin@allhallows.net w: www.allhallows.net Enquiries to: Mrs M Crail	240	646	282*	See separate admission criteria							
Broadwater School 	936/4058	C	-	Summers Road Godalming GU7 3BW	11-16	Mr C Lee	Tel: 01483 414516 Fax: 01483 425782 e: m.edwards@broadwater.surrey.sch.uk w: www.broadwater.surrey.sch.uk Enquiries to: Mrs M Edwards	120	237	159*	2	1	36	66	19	24	10	1
Farnham Heath End School 	936/4052	A	-	Hale Reeds Heath End Farnham GU9 9BN	11-16	Mr N Phillips	Tel: 01252 733371 Fax: 01252 712999 e: admin@fhes.org.uk w: www.fhes.org.uk Enquiries to: Mrs L Mitchell	190	344	201*	See separate admission criteria							
Glebelands School 	936/4162	C	-	Parsonage Road Cranleigh GU6 7AN	11-16	Mrs A Hutchinson	Tel: 01483 542400 Fax: 01483 542401 e: info@glebelands.surrey.sch.uk w: www.glebelands.surrey.sch.uk Enquiries to: Headteacher's PA	180	221	168	0	1	39	81	34	9	1	3
Rodborough 	936/4165	A	-	Rake Lane Milford Godalming GU8 5BZ	11-16	Mr M Armstrong-Harris	Tel: 01483 411100 Fax: 01483 417984 e: info@rodborough.surrey.sch.uk w: www.rodborough.surrey.sch.uk Enquiries to: Headteacher's PA	180	384	186*	1	0	64	112	7 3.21km	0	2	0
Weydon School 	936/4151	A	 for Criterion 2 only	Weydon Lane Farnham GU9 8UG	11-16	Mr J Winter	Tel: 01252 725052 e: admissions@weydonschool.surrey.sch.uk w: www.weydon.com Enquiries to: Mrs E Crosby	308	640	380**	See separate admission criteria							
Woolmer Hill School 	936/4067	A	-	Woolmer Hill Haslemere GU27 1QB	11-16	Miss C Talbot	Tel: 01428 654055 Fax: 01428 647061 e: admissions@woolmerhill.surrey.sch.uk w: www.woolmerhill.surrey.sch.uk Enquiries to: Miss C Talbot	150	293	110	See separate admission criteria							

WAVERLEY:	ADMISSION CRITERIA
<p>All Hallows Catholic School Criteria for 2016 and numbers offered</p>	<p>1. Baptised Catholic LAC & PLAC. 2. Baptised Catholic children whose application is accompanied by an original Baptismal Certificate and a signature from their Parish Priest. Children who have been received into the Catholic Church and whose application is accompanied by an original letter or Certificate of Reception and a signature from their Parish Priest. 3. Other LAC & PLAC. 4. Siblings of children already in attendance at All Hallows Catholic School at the time of entry and whose application is accompanied by a signature from their minister of religion and a letter of support, on official headed notepaper, from their place of worship that confirms membership of their faith. 5. Children of members of staff employed by the Governing Body who will have been in post for at least two years prior to the application to the school and whose application is accompanied by a signature from their minister of religion and a letter of support, on official headed notepaper, from their place of worship that confirms membership of their faith. 6. Children of other Christian denominations or other faith communities whose application is accompanied by a signature from their minister of religion and a signed letter of support, on official headed notepaper, from their place of worship that confirms membership of their faith. 7. All other children. Criterion 1 = 3, Criterion 2 = 234, Criterion 3 = 3, Criterion 4 = 19, Criterion 5 = 1, Criterion 6 = 21, Distance = 1.59km, Criterion 7 = 0, SEN/EHCP = 1 Offered 282*</p>
<p>Criteria for 2017</p>	<p>1. Baptised Catholic LAC & PLAC. 2. Baptised Catholic children whose application is accompanied by an original Baptismal Certificate and a signature from their Parish Priest. Or Children who have been received into the Catholic Church and whose application is accompanied by an original letter or Certificate of Reception and a signature from their Parish Priest. 3. Other LAC & PLAC. 4. Siblings of children already in attendance at All Hallows Catholic School at the time of entry and whose application is accompanied by a signature from their minister of religion and a letter of support, on official headed notepaper, from their place of worship that confirms membership of their faith. 5. Children of members of staff employed by the Governing Body who will have been in post for at least two years prior to the application to the school and whose application is accompanied by a signature from their minister of religion and a letter of support, on official headed notepaper, from their place of worship that confirms membership of their faith. 6. Children of other Christian denominations or other faith communities whose application is accompanied by a signature from their minister of religion and a signed letter of support, on official headed notepaper, from their place of worship that confirms membership of their faith. 7. All other children.</p>
<p>Farnham Heath End School Criteria for 2016 and numbers offered</p>	<p>1. LAC & PLAC. 2. Exceptional social/medical need. 3. Siblings at the time of admission. 4. Children attending a named partner school: Hale Primary, Potter's Gate CofE Primary, St Michael CofE Junior (Hampshire) and William Cobbett Primary. 5. Children for whom the school is the nearest to their home address. 6. Any other applicant. Criterion 1 = 1, Criterion 2 = 0, Criterion 3 = 65, Criterion 4 = 88, Criterion 5 = 18, Criterion 6 = 15, Centrally offered = 10, SEN/EHCP = 3, Lates = 1 Offered 201*</p>
<p>Criteria for 2017</p>	<p>1. LAC & PLAC. 2. Exceptional social/medical need. 3. Siblings at the time of admission. 4. Children attending a named partner school: Hale Primary, Potter's Gate CofE Primary, St Michael CofE Junior (Hampshire) and William Cobbett Primary. 5. Children for whom the school is the nearest to their home address. 6. Any other applicant.</p>
<p>Weydon School Criteria for 2016 and numbers offered</p>	<p>1. LAC & PLAC. 2. Priority will be given to children of staff who have been employed at the school for two or more years or who will meet a skills shortage. 3. Exceptional circumstances. 4. Siblings at the time of admission. 5. Children attending a named partner school: Highfield South Farnham Primary, Potter's Gate CofE Primary, Rowledge CofE Primary (Hampshire), South Farnham Primary, St Peter's CofE Primary and Waverley Abbey CofE Junior School. 6. Children for whom the school is the nearest to their home address. 7. Any other applicant. Criterion 1 = 5, Criterion 2 = 3, Criterion 3 = 1, Criterion 4 = 135, Criterion 5 = 233, Distance = 5.68km, Criterion 6 = 0, Criterion 7 = 0, SEN/EHCP = 3 Offered 380**</p>
<p>Criteria for 2017</p>	<p>1. LAC & PLAC. 2. Priority will be given to children of staff who have been employed at the school for two or more years or who will meet a skills shortage. 3. Exceptional circumstances. 4. Siblings at the time of admission. 5. Children attending a named partner school: Highfield South Farnham Primary, Potter's Gate CofE Primary, Rowledge CofE Primary (Hampshire), South Farnham Primary, St Peter's CofE Primary and Waverley Abbey CofE Junior School. 6. Children for whom the school is the nearest to their home address. 7. Any other applicant.</p>

WAVERLEY:		ADMISSION CRITERIA	
Woolmer Hill School	1. LAC & PLAC. 2. Exceptional arrangements. 3. Siblings at the time of admission. 4. Children attending a named feeder school: Beacon Hill Community Primary, St Bartholomew's CofE Primary, St Mary's CofE (Aided) Primary, Shottermill Junior School. 5. Children for whom the school is the nearest to their home address. 6. Any other applicant.		
Criteria for 2016 and numbers offered	Criterion 1 = 1, Criterion 2 = 0, Criterion 3 = 27, Criterion 4 = 36, Criterion 5 = 12, Criterion 6 = 23, Centrally offered = 6, SEN/EHCP = 3, Lates = 2	Offered	110
Criteria for 2017	1. LAC & PLAC. 2. Exceptional arrangements. 3. Siblings at the time of admission. 4. Children attending a named feeder school: Beacon Hill Community Primary, St Bartholomew's CofE Primary, St Mary's CofE (Aided) Primary, Shottermill Junior School. 5. Children for whom the school is the nearest to their home address. 6. Any other applicant.		

WOKING:		SCHOOLS' INFORMATION																	
School Name	D f E No	Type of School	Additional form (see page 2)	Address	Age Range in 2017/18	Headteacher/Principal	School contact details	PAN 2017	Preferences for September 2016	Number Offered 2016	LAC & PLAC	Exceptional	Siblings	Nearest School	Others	Centrally offered	SEN/EHCP	Lates	
Bishop David Brown School ✨	936/4457	A	-	Albert Drive Woking GU21 5RF	11-16	Mr S Shephard	Tel: 01932 349696 Fax: 01932 349175 e: bdbs@bdb.surrey.sch.uk w: www.bdb.surrey.sch.uk Enquiries to: Mrs C Ball	180	257	157	0	1	44	19	40	48	2	3	
Hoe Valley School ✨	936/4002	Fr	 for Criterion 3 only	Woking Park Kingfield Road Woking GU22 9AA	11-14 (11-18 in 2021/22)	Ms P Alford	Tel: 01483 662627 e: info@hoevalleyschool.org w: www.hoevalleyschool.org Enquiries to: Ms K Wright/Ms T Wright	120	364	120	See separate admission criteria								
St John the Baptist Catholic Comprehensive School	936/5402	A	 for Criteria 1 - 9 & 15	Elmbridge Lane Kingfield Woking GU22 9AL	11-18	Miss A Magill	Tel: 01483 729343 Fax: 01483 727578 e: info@sjb.surrey.sch.uk w: www.sjb.surrey.sch.uk Enquiries to: Mrs C Antal	180	533	180	See separate admission criteria								
The Winston Churchill School ✨	936/5414	F	 for Criteria 4 & 5	Hermitage Road St Johns Woking GU21 8TL	11-16	Mrs Z Johnson-Walker	Tel: 01483 476861 Fax: 01483 476479 e: office@wscs.org.uk w: www.wscs.org.uk Enquiries to: Mrs Z Johnson-Walker or Mrs W Arthur	300	603	300	See separate admission criteria								
Woking High School ✨	936/4462	A	 for Criterion 4 only	Morton Road Horsell Woking GU21 4TJ	11-16	Mrs J Abbott	Tel: 01483 888447 Fax: 01483 888448 e: admissions@wokinghigh.surrey.sch.uk w: www.wokinghigh.surrey.sch.uk Enquiries to: Mrs S Moulding	240	684	240	See separate admission criteria								

WOKING: ADMISSION CRITERIA	
Hoe Valley School Criteria for 2016 and numbers offered	1. LAC & PLAC. 2. Exceptional medical/social need. 3. Children of individuals granted founder status. 4. Siblings at the school at the time of the child's admission. 5. Nearest school to home address. 6. Any other applicant. Criterion 1 = 0, Criterion 2 = 0, Criterion 3 = 2, Criterion 4 = 4, Criterion 5 = 90, Criterion 6 = 21, Distance = 3.17km, SEN/EHCP = 3 Offered 120
Criteria 2017	1. LAC & PLAC. 2. Exceptional medical/social need. 3. Children of individuals granted founder status. 4. Siblings at the school at the time of the child's admission. 5. Nearest school to home address. 6. Any other applicant.
St John the Baptist Catholic Comprehensive School Criteria for 2016 and numbers offered	1. Baptised Catholic LAC & PLAC. 2. Baptised Catholic children who have exceptional medical or social need. 3. Baptised Catholic children in one of the feeder schools who have a sibling at St John the Baptist School at the time of admission. 4. Baptised Catholic children not in one of the feeder schools who have a sibling at St John the Baptist School at the time of admission. 5. Other Baptised Catholic children in one of the feeder schools. 6. Other Baptised Catholic children living in the Woking Deanery. 7. Other Baptised Catholic children who live in the Woking Deanery who do not meet all of the criteria in categories 1 – 6. 8. Other Baptised Catholic children not living in the Woking Deanery. 9. Other Baptised Catholic children who do not live in the Woking Deanery and who do not meet all of the criteria in category 8. 10. Other LAC & PLAC. 11. Other children who have exceptional medical or social need. 12. Other children in one of the feeder schools who have a sibling at St John the Baptist School at the time of admission. 13. Other children who are not in one of the feeder schools who have a sibling at St John the Baptist School at the time of admission. 14. Other children in one of the feeder schools. 15. Other Christian children with a supporting letter from the Minister of their church. 16. Any other Children. (Feeder schools are St Dunstan's, Woking; St Augustine's, Camberley; St Hugh of Lincoln, Knaphill, The Marist Primary, West Byfleet.) Criterion 1 = 1, Criterion 2 = 1, Criterion 3 = 74, Criterion 4 = 10, Criterion 5 = 88, Distance = 17.95km, Criteria 6 - 16 = 0, SEN/EHCP = 6 Offered 180
Criteria for 2017	1. Baptised Catholic LAC & PLAC. 2. Baptised Catholic children who have exceptional medical or social need. 3. Baptised Catholic children in one of the feeder schools who have a sibling at St John the Baptist School at the time of admission. 4. Baptised Catholic children not in one of the feeder schools who have a sibling at St John the Baptist School at the time of admission. 5. Other Baptised Catholic children in one of the feeder schools. 6. Other Baptised Catholic children living in the Woking Deanery. 7. Other Baptised Catholic children who live in the Woking Deanery who do not meet all of the criteria in categories 1 – 6. 8. Other Baptised Catholic children not living in the Woking Deanery. 9. Other Baptised Catholic children who do not live in the Woking Deanery and who do not meet all of the criteria in category 8. 10. Other LAC & PLAC. 11. Other children who have exceptional medical or social need. 12. Other children in one of the feeder schools who have a sibling at St John the Baptist School at the time of admission. 13. Other children who are not in one of the feeder schools who have a sibling at St John the Baptist School at the time of admission. 14. Other children in one of the feeder schools. 15. Other Christian children whose application must include a Certificate of Baptism and a signature from the Minister of their church to confirm the parent/carer is known to the Minister. 16. Any other Children. (Feeder schools are St Dunstan's, Woking; St Augustine's, Camberley; St Hugh of Lincoln, Knaphill, The Marist Primary, West Byfleet.)
The Winston Churchill School Criteria for 2016 and numbers offered	1. LAC & PLAC. 2. Children who have an older sibling still attending the school at the date of application. 3. Children with major medical, social, compassionate or family need. 4 a) Academic ability - 26 places. b) Musical aptitude – 15 places (to children who live outside the admission area). 5. Children of staff who are employed by the school for more than two years. 6. Children living in the admission area. 7. Children living outside the admission area. Criterion 1 = 1, Criterion 2 = 110, Criterion 3 = 1, Criterion 4 = 15, Criterion 5 = 1, Criterion 6 = 143, Criterion 7 = 27, Distance = 3.61km, SEN/EHCP = 2 Offered 300
Criteria for 2017	1. LAC & PLAC. 2. Children who have an older sibling still attending the school at the date of application. 3. Children with major medical, social, compassionate or family need. 4 a) Academic ability - 26 places. b) Musical aptitude – 15 places (to children who live outside the admission area). 5. Children of staff who are employed by the school for more than two years. 6. Children living in the admission area. 7. Children living outside the admission area.
Woking High School Criteria for 2016 and numbers offered	1. LAC & PLAC. 2. Medical or social grounds. 3. Children who have an older sibling still attending the school at the date of application. 4. Children attending Horsell CofE (Aided) Junior School at date of application. 5. Children living within the priority admission area. 6. Children living outside the priority admission area. Criterion 1 = 3, Criterion 2 = 5, Criterion 3 = 90, Criterion 4 = 55, Criterion 5 = 82, Distance = 3.32km, Criterion 6 = 0, SEN/EHCP = 5 Offered 240
Criteria for 2017	1. LAC & PLAC. 2. Medical or social grounds. 3. Children who have an older sibling still attending the school at the date of application. 4. Children of staff who have a permanent contract of employment with the school, where the member of staff has been employed at the school for two or more years at the time at which the application for admission to the school is made, and/or the member of staff is recruited to fill a vacant post for which there is a demonstrable skill shortage. 5. Children attending Horsell CofE (Aided) Junior School at date of application. 6. Children living within the priority admission area. 7. Children living outside the priority admission area.

OPEN DAY/EVENING ARRANGEMENTS FOR SEPTEMBER 2017 INTAKE

ELMBRIDGE			
Cobham Free School	Open evening Thursday 29th September 2016 6.00pm - 8.00pm For weekly daytime tours, please contact the school.	Hinchley Wood School	Open evening on Wednesday 28 September 2016 from 6.00pm - 8.30pm. Headteacher's talk at 6.00pm, 6.45pm and 7.30pm. Open mornings on Tuesday 4 October and Wednesday 12 October 2016 for tours of the school from 9.00am to 12.00pm by appointment only, please contact the school on 0208 398 7161.
Esher Church of England High School	Thursday 6 October 2016 – 6.00pm to 9.00pm. Headteacher's talk at 6.15pm and 7.15pm. Tour of the school on Monday 10, Tuesday 11 and Wednesday 12 October 2016 – 9.30am to 11.00am. You are welcome to make an appointment to look around the school at certain other times.	Rydens Enterprise School and Sixth Form College	Open evening on Tuesday 20 September 2016 – 6.00pm to 8.30pm. Principal's talk at 6.10pm and 7.15pm. Tours of the school at 9.30am on Tuesdays: 13 & 27 September, 4, 11, 18 & 25 October 2016 by appointment only, please contact the school on 01932 242994. Please telephone if alternative arrangements are required.
Heathside School	Open evening on Wednesday 14 September 2016 – 6.30pm to 9.00pm. Principal's talk at 6.30pm and 8.00pm. Open morning on Friday 16 September 2016 – 9.45am to 12 noon. You are welcome to make an appointment to look around the school at certain other times.		
EPSOM & EWELL			
Blenheim High School	Open evening on Thursday 6 October 2016 - 5.30pm to 8.30pm. Co-Principals talk at 5.30pm, 6.30pm and 7.15pm. Guided tours on Monday 3, Tuesday 4, Wednesday 5 and Thursday 6 October 2016 at 9.15am.	Glyn School (single sex boys' school & mixed Sixth Form)	Open mornings are on Monday 10, Tuesday 11, Wednesday 12, Thursday 13 and Friday 14 October 2016. Please contact the school to book a place in advance.
Epsom & Ewell High School	Open evening on Thursday 13 October 2016 – 6.00pm to 9.00pm. Daytime tours of the school between 17 - 21 October 2016 from 9.15am.	Rosebery School (single sex girls' school)	Open Mornings Tuesday 11, Wednesday 12 and Thursday 13 October 2016. Presentation at 9.00am followed by tours from 9.15am to 10.30am.
GUILDFORD			
Ash Manor School	New parent tours will be taking place at 8.40am on any morning from Monday 26 September – Friday 7 October 2016. Please contact the school office for appointments.	Howard of Effingham School	Thursday 13 October 2016 – 5.00pm to 8.00pm. Executive Head and Head of School's talks at 5.45pm and 6.30pm. For weekly daytime tours during September and October, please contact the school..
Christ's College	Open evening is Thursday 15 September 2016 at 6.45pm to 9.00pm. Principal's presentation at 7.00pm. Open day tours on Wednesday 21, Monday 26, Tuesday 27 and Thursday 29 September 2016 starting at 9.10am. Contact the College to book a place.	Kings College Guildford	Open evening on Tuesday 20 September 2016 – 6.00pm to 8.00pm. Talk by Principal, Mr McKenzie, at 6.15pm. Open mornings on Tuesday 4 and Wednesday 5 October 2016 from 9.00am - 10.00am.
George Abbot School	Open morning and displays to include Headteacher presentation and opportunity to meet Head of Year and Transition Manager (Programme will be available on website). Monday 26 September to Friday 30 September 2016 (every day - 8.30am to 10.30am)	St Peter's Catholic School	Open evening on Thursday 13 October 2016 from 6.00pm to 8.00pm. Talks by Headteacher at 6.15pm and 7.00pm. Tours of the school are available throughout the evening. Open morning tours of the school take place on Wednesday 19 October 2016 at 9.00am and Thursday 20 October 2016 at 9.00am.
Guildford County School	Open evening on Thursday 6 October 2016 – 6.00pm to 8.30pm. Talks and tours on Wednesday 12, Thursday 13, Monday 17 and Tuesday 18 October 2016 at 9.15am.		

OPEN DAY/EVENING ARRANGEMENTS FOR SEPTEMBER 2017 INTAKE

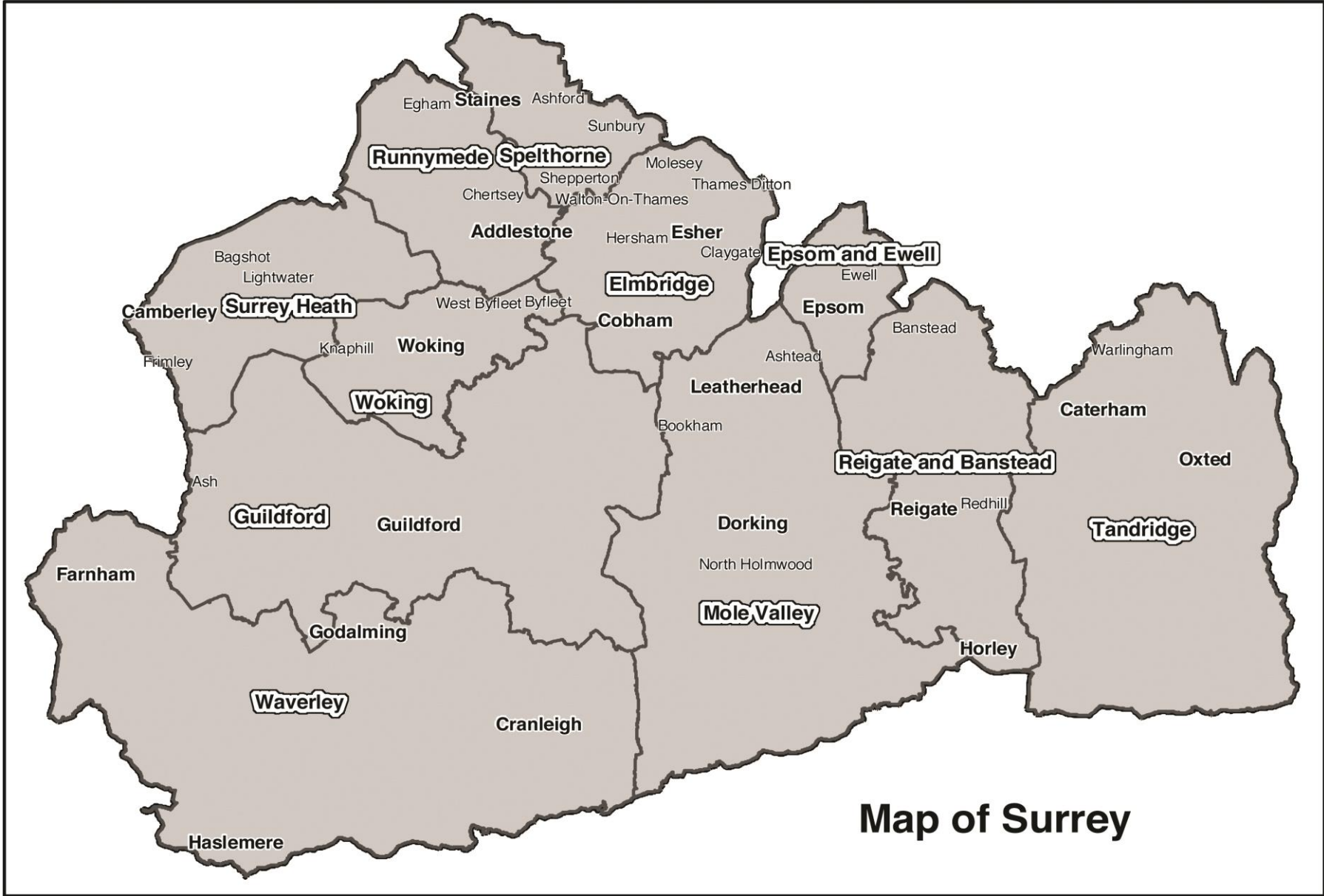
MOLE VALLEY	
The Ashcombe School Thursday 13 October 2016 – 6.00pm to 9.00pm. Headteacher's presentation – 7.45pm. For daytime tours look on the website www.ashcombe.surrey.sch.uk and telephone the school for details and to book a place.	St Andrew's Catholic Secondary School Open Evening on Wednesday 21 September 2016. Headteacher's address at 8.00pm. Tours take place from 6.00pm to 8.00pm. Open Morning is every morning during September and October with effect from 19 September 2016. Please contact the school to arrange a tour.
The Priory Church of England (VA) School Thursday 6 October 2016 – 6.30pm to 9.30pm. Headteacher's address at 7.45pm. Tours of the school available. Please contact the school for details.	Therfield School Thursday 15 September 2016 at 5.30pm. Headteacher's presentation at 5.45pm and 6.45pm. Open morning – Friday 7 October 2016 at 9.00am-11.00am. Tours during the school day are available throughout September and October. Please call the school on 01372 818123 to book a place.
REIGATE & BANSTEAD	
The Beacon School Open Evening on Thursday 29 September 2016 – 6.30pm to 9.00pm. Principal's presentation at 6.45pm and 8.00pm. Open Morning Tuesday 4 & 11 October 2016 9.00am -10.30am – by appointment.	Royal Alexandra & Albert School Open mornings, from 9.00am to 10.30am on Saturday 24 September and Saturday 8 October 2016.
Oakwood School Thursday 6 October 2016 – 6.00pm to 8.30pm. Headteacher's presentation at 6.00pm and 6.45pm. We encourage parents to visit the school during the working day. Please make arrangements with the Headteacher's PA on 01293 785363.	St Bede's School Open mornings on Thursday 29 and Friday 30 September 2016 – 9.15am to 11.30am.
Reigate School Thursday 29 September 2016 – 5.30pm to 8.00pm. Headteacher's address at 6.00pm, 6.45pm and 7.30pm. Tours of the school may be arranged during the mornings from Monday 3 to Friday 21 October. Please contact the school to make an appointment.	The Warwick School Open evening on Wednesday 28 September 2016 – 6.00pm to 9.00pm. Headteacher's address at 7pm and 8pm. Parents are encouraged to visit the school during the school day. Please book a tour through the school office.
RUNNYMEDE	
Fullbrook Open evening on Thursday 22 September 2016 – 6.00pm to 8.00pm. Open mornings on Tuesday 4 October, Wednesday 12 October and Monday 17 October 2016 by appointment. Tours during the school day by appointment.	The Magna Carta School Open evening on Thursday 22 September 2016 – 6.30pm to 9.00pm. At 6.45pm and 7.30pm, Mr Tim Smith, the Headteacher, will give an address in the Theatre. Parents are welcome to tour the school and meet with the Headteacher during the open week, Monday 26 to Friday 30 September 2016. Tours are held in the morning by appointment with the school secretary.
Jubilee High School Open evening on Tuesday 27 September 2016 – 6.00pm to 8.30pm. Headteacher's address in the Theatre at 6.30pm and 7.15pm. Open mornings on Thursday 29 and Friday 30 September 2016 9.00am – 11.00am. Showcase Saturday 15 October 2016 10.00am-12 noon. To arrange a tour during the school day, or to meet the Headteacher, please call 01932 884800.	Salesian School Open evening on Thursday 6 October 2016 – 6.30pm to 9.00pm. Headteacher's address at 6.30pm and 7.15pm. Prospectus and supplementary information forms available on the evening. Please check website in September for school tour information.

OPEN DAY/EVENING ARRANGEMENTS FOR SEPTEMBER 2017 INTAKE

SPELTHORNE	
<p>The Bishop Wand Church of England School</p>	<p>Open evening Wednesday 28 September 2016 – 5.30pm-8.30pm. Our Headteacher will speak at 5.45pm, 6.45pm and 7.45pm. All are welcome. Tours during the school day will run from Monday 3 October–Friday 21 October (excluding Tuesdays) starting at 9.30am. These must be pre-booked by calling 01932 778600 from September onwards, and are specifically for Year 6 students and their parents/carers. Website:www.bishopwand.surrey.sch.uk</p>
<p>The Matthew Arnold School</p>	<p>Parents are warmly invited to visit the school on a normal school day. To book a tour please call the School Office on 01784 457275. Further details and exact timings will be available on the school website during September. Website: www.matthew-arnold.surrey.sch.uk</p>
<p>St Paul's Catholic College</p>	<p>Open day and evening on Thursday 29 September 2016, 9.30am - 12.30pm and 6.00pm - 8.30pm. No appointments necessary. Address by the Headteacher at 6.45pm and 7.30pm. For further information please contact the Admissions Officer on 01932 754213, email: admissions@st-pauls.surrey.sch.uk</p>
SUNBURY MANOR SCHOOL	
<p>Sunbury Manor School</p>	<p>Open evening is on Thursday 6 October 2016 from 6.00pm to 9.00pm, when you can tour the site with student and staff guides. The Headteacher will address parents in the main hall at 6.15pm, 7.00pm and 7.45pm. To see the school on a normal school day, parents and students are offered tours with a member of the Leadership Team at 9.00am from Monday 26 September until Friday 14 October 2016. Tours must be booked in advance – please call 01932 784258 and press 0 or email ptaylor@sunburymanor.surrey.sch.uk</p>
<p>Thamesmead School</p>	<p>Open evening on Thursday 13 October 2016 - 6.30pm to 9.00pm. Headteacher's presentation at 6.45pm, 7.30pm and 8.15pm. Parents are invited to visit the school during a normal working day. Tours end 21 October 2016. To arrange a tour please telephone the school office on 01932 219400.</p>
<p>Thomas Knyvett College</p>	<p>Tuesday 4 October 2016 – 5.30pm to 8.30pm. Head of School's presentation at 5.45pm and 6.45pm. Tours of the college are available on request with members of the Leadership Team. Please contact 01784 249800 to arrange a time.</p>
SURREY HEATH	
<p>Collingwood College</p>	<p>Thursday 6 October 2016 – 5.00pm to 8.30pm. Parents are welcome to visit the college during the working day between Monday 12 September 2016 and Friday 21 October 2016 at 9.00am. Parental tour appointments can be booked via the college website on www.collingwoodcollege.com or alternatively by contacting Collingwood on 01276 457600.</p>
<p>Gordon's School</p>	<p>For the main school there are seven open mornings throughout the year - email Mrs Sue Tozer, Admissions Registrar, on registrar@gordons.surrey.sch.uk. Dates and further details will be published on Gordon's School website. Please contact us in advance to book your visit.</p>
KINGS INTERNATIONAL COLLEGE FOR BUSINESS & THE ARTS	
<p>Kings International College for Business & the Arts</p>	<p>Open evening Thursday 13 October 2016 – 6.00pm to 9.00pm. Headteacher's presentation in the hall at 6.15pm and 7.15pm. Staff and student presentations throughout the evening. Tours of the College are available on request. Please contact 01276 683539 to arrange a tour.</p>
<p>Tomlinscote School & Sixth Form College</p>	<p>Tuesday 27 September 2016, parents will receive a presentation by the Executive Principal, the Head of School and senior staff in the Main Hall. Details will be advertised on the school website. Parents are also welcome to visit and tour the school during the weekdays between Wednesday 28 September 2016 to Friday 14 October 2016. Contact the school office to arrange an appointment.</p>
TANDRIDGE	
<p>de Stafford School</p>	<p>Thursday 15 September 2016 – Tours 6.00pm to 8.30pm. Headteacher's address at 5.45pm and 6.45pm. Parents and students are warmly welcomed on weekly tours during the school day throughout the year. Please telephone to make an appointment - 01883 347818.</p>
<p>Oxted School</p>	<p>Thursday 6 October 2016 – 5.00pm to 9.00pm. Executive Head and Head of School address at 6.00pm, 7.00pm and 8.00pm. Contact the school for an accompanied tour during the school day Tel: 01883 712425.</p>
WARLINGHAM SCHOOL	
<p>Warlingham School</p>	<p>Open evening on Monday 19 September 2016 – Tours 6.00pm to 8.00pm. Headteacher's presentation at 5.30pm and 7.15pm. Parents and students are warmly welcomed on weekly tours during the school day throughout the year. Please telephone to make an appointment.</p>

OPEN DAY/EVENING ARRANGEMENTS FOR SEPTEMBER 2017 INTAKE

WAVERLEY	
All Hallows Catholic School	Thursday 6 October 2016 for Surrey and Berkshire students, from 6.00pm. Wednesday 12 October 2016 for Hampshire students, from 6.00pm. NB: In addition to the LA secondary transfer form, parents are required to complete the All Hallows Supplementary Information Form and return it to the admissions office at the school.
Broadwater School	Tuesday 11 October 2016 – 6.00pm to 8.00pm. Headteacher's presentation at 6.00pm and 7.30pm. Parents are very welcome to visit the school during the day. Please make an appointment by contacting Maureen Edwards direct on 01483 520622.
Farnham Heath End School	Open evening on Tuesday 11 October 2016 - 6.00pm to 8.00pm. Headteacher's presentation at 7.45pm. Open mornings on Thursday 13, Tuesday 18 and Thursday 20 October 2016 - 9.30am – 11.30am for parents and students. Morning tours available from 10 October until 21 October by appointment, please contact Linda Mitchell (lmitchell@fhes.org.uk).
Glebelands School	Thursday 6 October 2016 – 6.00pm to 8.30pm. Headteacher's presentation at 8.00pm. Tours during the week beginning 3 October until 14 October 2016 by appointment. Please book through reception, telephone: 01483 542400.
WOKING	
Bishop David Brown School	Open Evening – Thursday 6 October 2016 at 6.00pm. Headteacher's talk at 7.00pm. Open Mornings – Tuesday 27, Wednesday 28 September, Tuesday 4, Wednesday 5, Tuesday 11 and Wednesday 12 October 2016 at 9.15am; by appointment only. To book, please telephone Mrs Ball on 01932 359118.
Hoe Valley School	Open events – Wednesday 21 September 2016 at 6.30pm and Saturday 1 October 2016 at 10.00am. School tours – Monday 26 September 2016, 9-10am and Monday 3 October 2016, at 10-11am. To book for the tours please contact the school office on 01483 661091 or email info@hoevalleyschool.org
St John the Baptist Catholic Comprehensive School	Open evening on Thursday 6 October 2016 – 6.30pm. Headteacher's talk at 8.00pm. Every day is Open Day so make an appointment to see round the school any time.
Rodborough	Thursday 13 October 2016 – 6.00pm to 8.15pm. Headteacher's presentations at 6.15pm, 6.45pm and 8.00pm. Parents are welcome to tour the school, by appointment, during school time in September and October. Please book through Head's PA, telephone: 01483 411100.
Weydon School	Open evening on Thursday 13 October 2016 - 6.30pm to 8.30pm. All are welcome. No appointment is necessary. Our headteacher will be giving presentations during the evening. Parents will have an opportunity to see the school in session on one of our Open Mornings run by the leadership team. Please see our website for the dates of these Open Mornings. Bookings must be made in advance by emailing Mrs Crosby on admissions@weydon.school.surrey.sch.uk
Woolmer Hill School	Open evening on Thursday 6 October 2016 – 6.00pm to 8.30pm. The Headteacher will give two formal presentations in the Hall, at 6.10pm and 8.00pm. Parents are welcome to visit the school during the working day. Please telephone the school for an appointment for a guided tour on Friday 7 October 2016.
The Winston Churchill School	Open evening on Thursday 29 September 2016 – from 6.00pm. Headteacher's address at 6.20pm, 6.50pm and 7.20pm. All welcome. Parent tours will also be available all year – please visit website for details of how to book a place: www.wcsc.org.uk
Woking High School	Open evening on Tuesday 4 October 2016 – from 6.30pm to 9.00pm. Headteacher's address at 6.30pm and 7.30pm. Open mornings on Thursday 6, Tuesday 11 and Thursday 13 October 2016 – 9.15am to 11.00am. Please contact the school for an appointment or book online at www.wokinghigh.surrey.sch.uk. Tours on an individual basis can be arranged by appointment via the School Office on 01483 888447.



Map of Surrey