

# Information on primary schools in Surrey 2019/20 – Reigate & Banstead

- List of infant, junior and primary schools in Reigate & Banstead that have an intake at Reception and Year 3 and their contact details
- School codes – for use on the local authority application form
- A summary of how places were allocated in 2018 and the admission criteria for all Surrey state funded primary schools for September 2019
- Surrey map

[www.surreycc.gov.uk/admissions](http://www.surreycc.gov.uk/admissions)



# SURREY COUNTY COUNCIL'S STATE FUNDED PRIMARY SCHOOLS IN REIGATE & BANSTEAD

| Contents   | Page      |
|--|-----------|
| Schools with an intake at Reception  | 4         |
| Schools with an intake at Year 3   | 7         |
| How places were allocated for 2018 and admission criteria for September 2019 | 8         |
| Surrey Map   | Back page |

## Contact Details

Surrey Schools and Childcare Service Tel: 0300 200 1004  
[www.surreycc.gov.uk/admissions](http://www.surreycc.gov.uk/admissions)

**Published Admission Number (PAN)** – This is the number of places that each school expects to offer. All PANs apply to admission at Reception at age 4 or to Year 3 at age 7. In the case of primary schools where there is an additional entry to Year 3 at age 7, that number does *not* include the children who will transfer from Year 2.

## Important information regarding admission criteria

The information provided in this booklet serves as a *guide* to the admission criteria for academies and community, foundation, free, trust, voluntary aided and voluntary controlled schools. *It should not be regarded as definitive*. Please contact academies and foundation, free, trust and voluntary aided schools for detailed information about their admission criteria and the local authority for detailed information on community and voluntary controlled schools or visit: [www.surreycc.gov.uk/admissions](http://www.surreycc.gov.uk/admissions).

**Starting school** - Children reach statutory school age at the start of the term following their 5<sup>th</sup> birthday. Under current legislation all infant and primary schools provide for 4 year olds to be admitted into the reception class on a full/part-time basis in the September after their fourth birthday.

## Applying for a place in Year 3

If your child is leaving Year 2 of an infant school in July 2019 you will need to apply for a Year 3 place at another school. The schools listed in the Year 3 section of this booklet are those which have an intake at Year 3. If you also want to apply for a place at a primary school which does not have an intake at Year 3, you will need to complete a separate in year application form for that school. For more information on which schools might have in year vacancies please contact Surrey Schools and Childcare Services on 0300 200 1004.

**Split site schools** – Where schools operate on more than one site, the school will be responsible for assigning pupils to each site after the allocation of school places and for the subsequent organisation and use of each site. Parents should not presume that an offer of a place at a school will ensure admission to a particular site.

## KEY

### Types of school

Some schools might change to academy status during the 2018/19 academic year. For up to date information on the type of each school please see the 'Directory of Surrey schools' at [www.surreycc.gov.uk/schools](http://www.surreycc.gov.uk/schools).

**A = Academy**

**C = Community school**

**F = Foundation school**

**Fr = Free school**

**VA = Voluntary Aided school**

### Admission criteria

LAC & PLAC = Looked after and previously looked after children

EHCP = Children with an Education, Health and Care Plan.

✱ Next to the school name indicates that the school will be taken into account when assessing each child's nearest school when considering admission to community and voluntary controlled schools.

📄 This symbol in the fourth column indicates that a separate supplementary information form may need to be completed. Where criteria numbers are listed, the supplementary information form only needs to be completed by parents applying under those criteria. Supplementary information forms are available at [www.surreycc.gov.uk/admissions](http://www.surreycc.gov.uk/admissions) or from the school and must be returned directly to that school. The local authority application form must be completed in all cases.

**Number offered:** We show the number of pupils offered a place at each school for September 2018, based on the allocation date of 16 April 2018. In some instances the total number offered was more than the Published Admission Number. This is generally because additional places were offered to meet local demand.

\* Next to the number offered indicates that the school intended to drop back to PAN for the 2018 intake

\*\* Next to the number offered indicates that the school intended to stick above PAN for the 2018 intake

### Distances offered

Where a school was oversubscribed in 2018 we have included the distance (where appropriate) from which the last applicant was allocated. This has been included within the criterion under which the last applicant was offered a place. This data is relevant to the allocation date of 16 April 2018.

## Lates

In some cases vacancies remained after the initial allocation to on time applicants and these were filled by applicants who had applied late.

**Catchment area maps:** where these apply, they can be viewed either on the school's website (for academy, foundation, trust and voluntary aided schools) or the Surrey County Council website (for community and voluntary controlled schools).

## Admission criteria for community and voluntary controlled schools in Surrey

The admission criteria for the majority of Surrey's community and voluntary controlled schools are set out below. Where a community or voluntary controlled school's admission criteria are different, the criteria are listed separately after the list of schools. Some own admission authority schools may also follow Surrey's arrangements for community and voluntary controlled schools.

1. Looked after and previously looked after children
2. Exceptional social/medical need
3. Children who will have a sibling at the school or at an infant/junior school which operates shared sibling priority, at the time of the child's admission
4. Children for whom the school is the nearest to their home address as measured by straight line - the nearest school will be the school closest to the home address that has a Published Admission Number to admit pupils of the appropriate age range and which admits local children. **The nearest school may be either inside or outside the county boundary.**
5. Any other children, prioritised according to the distance they live from the school.

Unless otherwise stated, distance will be used when any category is oversubscribed and will be measured by straight line from the address point of the pupil's home to the nearest official school gate for pupils to use. Where two or more children share priority for a place, Surrey County Council will use random allocation to determine which child should be given priority.

## Sibling priority for community and voluntary controlled schools which have a feeder and sibling link - Reception

At the initial allocation, when a parent is applying for a Reception place at a community / voluntary controlled infant school that has both a feeder and sibling link to a junior school and that child has a sibling currently attending Year 2 of the infant school but who will have left by the time the younger child starts, the Reception applicant will be considered under the sibling criterion as part of the initial allocation. This is because, due to the feeder link, they will still be expected to have a sibling at the linked junior school at the time of admission. The community and voluntary controlled schools in Reigate and Banstead for which this will apply are as follows:

- Earlswood Infant and Earlswood Junior
- Meath Green Infant and Meath Green Junior
- Warren Mead Infant and Warren Mead Junior (Academy)


**Adjoining/shared sites** - for the purpose of applying sibling criteria the following schools in Reigate and Banstead will be considered to operate shared sibling priority:

- Banstead Infant (Academy) and Banstead Community Junior
- Earlswood Infant and Earlswood Junior
- Meath Green Infant and Meath Green Junior
- Warren Mead Infant and Warren Mead Junior (Academy)


## Information on Early Years provision

If you are looking for Early Years information please contact the Family Information Service:  
Website: [surreycc.gov.uk/fis](http://surreycc.gov.uk/fis) Email: [surrey.fis@surreycc.gov.uk](mailto:surrey.fis@surreycc.gov.uk) Tel: 0300 200 1004






**REIGATE AND BANSTEAD: RECEPTION**

| School Name   | D f E No | Type of School | Additional form (see page 2)   | Address   | Year groups 2019/20            | Headteacher/ Principal | School contact details   | PAN 2019 | Preferences for Sept 2018 | Number Offered 2018 | LAC & PLAC                      | Exceptional | Siblings | Nearest School | Others by Distance | Centrally Offered | EHCP | Lates |  |
|---|----------|----------------|--|---|--------------------------------|------------------------|--|----------|---------------------------|---------------------|---------------------------------|-------------|----------|----------------|--------------------|-------------------|------|-------|--|
| Banstead Infant School ☼                                    | 936/2005 | A              |  for criterion 4 only | The Horseshoe Banstead SM7 2BQ                  | Rec - Y2                       | Mr A Burbidge          | Tel: 01737 354816<br>e: school@bansteadinfant.co.uk<br>w: www.bansteadinfant.co.uk<br>Enquiries to: Mr A Burbidge                    | 90       | 262                       | 90                  | See separate admission criteria |             |          |                |                    |                   |      |       |  |
| Dovers Green School ☼                                       | 936/2316 | A              | -  | Rushetts Road Reigate RH2 7RF                   | Rec - Y2                       | Ms A Salisbury         | Tel: 01737 245515<br>e: info@dovers-green.surrey.sch.uk<br>w: www.dovers-green.surrey.sch.uk<br>Enquiries to: Ms A Salisbury         | 90       | 266                       | 90                  | 0                               | 0           | 18       | 32             | 40<br>3.64km       | 0                 | 0    | 0     |  |
| Earlswood Infant & Nursery School ☼                         | 936/2209 | C              | -  | St John's Road Redhill RH1 6DZ                  | Rec - Y2 + Nursery             | Mr M Gale (Executive)  | Tel: 01737 765125<br>e: admissionsinfants@earlswood.surrey.sch.uk<br>w: www.earlswood.surrey.sch.uk<br>Enquiries to: Mrs C Wilkinson | 120      | 240                       | 120                 | 0                               | 0           | 41       | 38             | 41<br>2.22km       | 0                 | 0    | 0     |  |
| Epsom Downs Primary School and Children's Centre ☼          | 936/2951 | C              | -  | St Leonard's Road Epsom Downs KT18 5RJ          | Rec - Y6 + Nursery             | Mrs S Leach            | Tel: 01737 354313<br>e: info@epsomdowns.surrey.sch.uk<br>w: www.epsomdowns.surrey.sch.uk<br>Enquiries to: Mrs J Coffin               | 60       | 108                       | 60                  | 0                               | 0           | 32       | 21             | 7<br>0.87km        | 0                 | 0    | 0     |  |
| Furzefield Primary & Nursery School and Children's Centre ☼ | 936/2954 | C              | -  | Delabole Road Mersham Redhill RH1 3PA           | Rec - Y6 + Nursery             | Mrs S Chrysanthou      | Tel: 01737 642842<br>e: enquiries@furzefield.surrey.sch.uk<br>w: www.furzefield.surrey.sch.uk<br>Enquiries to: Mrs D Sheppard        | 60       | 115                       | 60                  | 0                               | 0           | 40       | 20<br>0.37km   | 0                  | 0                 | 0    | 0     |  |
| Hatchlands Primary School ☼                                 | 936/2040 | Fr             | -  | Hatchlands Road Redhill RH1 6AT                 | Rec - Y1 (Rec - Y6 in 2024/25) | Mr C Jowett            | Tel: 01737 763549<br>e: office@hatchlandsprimary.co.uk<br>w: www.hatchlandsprimary.co.uk<br>Enquiries to: Mrs J Austin               | 60       | 98                        | 34                  | See separate admission criteria |             |          |                |                    |                   |      |       |  |
| Holmesdale Community Infant School ☼                        | 936/2210 | A              | -  | Alma Road Reigate RH2 0BY                       | Rec - Y2 + Nursery             | Mrs S Beasley          | Tel: 01737 243678<br>e: info@holmesdale.surrey.sch.uk<br>w: www.holmesdale.surrey.sch.uk<br>Enquiries to: Mrs S Beasley              | 120      | 247                       | 120                 | 2                               | 0           | 21       | 60             | 37<br>2.01km       | 0                 | 0    | 0     |  |
| Horley Infant School ☼                                      | 936/2140 | C              | -  | Lumley Road Horley RH6 7JF                      | Rec - Y2                       | Mr J Walters (Acting)  | Tel: 01293 782263<br>e: info@horley.surrey.sch.uk<br>w: www.horley.surrey.sch.uk<br>Enquiries to: Mrs S Palmer                       | 90       | 235                       | 90                  | 1                               | 0           | 14       | 27             | 45                 | 3                 | 0    | 0     |  |
| Kingswood Primary School ☼                                  | 936/2008 | C              | -  | Buckland Road Lower Kingswood Tadworth KT20 7EA | Rec - Y6                       | Mr D Steele            | Tel: 01737 832135<br>e: info@kingswood.surrey.sch.uk<br>w: www.kingswood.surrey.sch.uk<br>Enquiries to: Mrs J Thatcher               | 30       | 74                        | 30                  | 0                               | 0           | 7        | 16             | 7<br>5.1 km        | 0                 | 0    | 0     |  |

**REIGATE AND BANSTEAD: RECEPTION**

| School Name                            | D f E No | Type of School | Additional form (see page 2)   | Address  | Year groups 2019/20   | Headteacher/ Principal                                 | School contact details   | PAN 2019 | Preferences for Sept 2018 | Number Offered 2018 | LAC & PLAC                      | Exceptional | Siblings | Nearest School | Others by Distance | Centrally Offered | EHCP | Lates |  |
|--|----------|----------------|--|--|-----------------------|--|--|----------|---------------------------|---------------------|---------------------------------|-------------|----------|----------------|--------------------|-------------------|------|-------|--|
| Langshott Primary School ☼             | 936/2925 | C              | -  | Smallfield Road<br>Horley<br>RH6 9AU                   | Rec - Y6              | Mrs S Mackintosh                                       | Tel: 01293 776341<br>e: info@langshott.surrey.sch.uk<br>w: www.langshott-surrey.co.uk<br>Enquiries to: Mrs L Ashby                     | 60       | 216                       | 60                  | 0                               | 0           | 15       | 30             | 15<br>1.17km       | 0                 | 0    | 0     |  |
| Lime Tree Primary School ☼             | 936/2014 | A              | -  | Battlebridge Lane<br>Merstham<br>RH1 3LH               | Rec - Y6 +<br>Nursery | Mrs C Williamson                                       | Tel: 01737 645836<br>e: info@limetreeschool.org<br>w: www.limetreeschool.org<br>Enquiries to: Mrs S Coleman                            | 60       | 260                       | 60                  | 2                               | 1           | 29       | 28<br>0.7km    | 0                  | 0                 | 0    | 0     |  |
| Manorfield Primary & Nursery School ☼  | 936/3937 | C              | -  | Sangers Drive<br>Horley<br>RH6 8AL                     | Rec - Y6 +<br>Nursery | Mrs N Jones  | Tel: 01293 782839<br>e: info@manorfield.surrey.sch.uk<br>w: www.manorfield.surrey.sch.uk<br>Enquiries to: Mrs N Jones                  | 30       | 114                       | 30                  | 0                               | 0           | 21       | 9<br>0.58km    | 0                  | 0                 | 0    | 0     |  |
| Meath Green Infant School ☼            | 936/2493 | C              | -  | Kiln Lane<br>Horley<br>RH6 8JG                         | Rec - Y2              | Mrs J Pipe   | Tel: 01293 772708<br>e: info@meath-green-infant.surrey.sch.uk<br>w: www.meathgreeninfant.org<br>Enquiries to: Mrs J Pipe               | 90       | 259                       | 90                  | 1                               | 0           | 29       | 43             | 17<br>1.47km       | 0                 | 0    | 0     |  |
| Merstham Primary School ☼              | 936/2211 | A              | -  | London Road<br>South<br>Merstham<br>Redhill<br>RH1 3AZ | Rec - Y6 +<br>Nursery | Mr G Oulton  | Tel: 01737 643978<br>e: info@mersthamprimarieschool.org<br>w: www.mersthamprimarieschool.org<br>Enquiries to: Mrs J Welsh              | 30       | 128                       | 30                  | 0                               | 0           | 17       | 7              | 6<br>0.73km        | 0                 | 0    | 0     |  |
| Reigate Parish Church Primary School ☼ | 936/3387 | VA             |  foundation places only | Blackborough Road<br>Reigate<br>RH2 7DB                | Rec - Y6              | Mrs F Davis  | Tel: 01737 244476<br>e: info@reigate-parish.surrey.sch.uk<br>w: www.reigate-parish.org.uk<br>Enquiries to: Mrs M Prestidge             | 60       | 259                       | 60                  | See separate admission criteria |             |          |                |                    |                   |      |       |  |
| Salfords Primary School ☼              | 936/2034 | A              | -  | Copsleigh Avenue<br>Salfords<br>Redhill<br>RH1 5BQ     | Rec - Y6              | Mrs C Christer /<br>Mrs C Regnard<br>(co headteachers) | Tel: 01737 762940<br>e: info@salfordsschool.org<br>w: www.salfordsschool.org<br>Enquiries to: Mrs B Jackson                            | 60       | 72                        | 47                  | 0                               | 0           | 23       | 15             | 2                  | 5                 | 0    | 2     |  |
| Sandcross Primary School and Nursery ☼ | 936/2931 | A              | -  | Sandcross Lane<br>Reigate<br>RH2 8HH                   | Rec - Y6 +<br>Nursery | Mrs T Nowell   | Tel: 01737 245467<br>e: office@sandcross.surrey.sch.uk<br>w: www.sandcross.surrey.sch.uk<br>Enquiries to: Mrs T Nowell<br>Mrs J Ramsay | 60       | 202                       | 60                  | 1                               | 0           | 22       | 22             | 15<br>2.05km       | 0                 | 0    | 0     |  |

**REIGATE AND BANSTEAD: RECEPTION**

| School Name   | D f E No | Type of School | Additional form (see page 2)  | Address   | Year groups 2019/20                            | Headteacher/ Principal         | School contact details  | PAN 2019 | Preferences for Sept 2018 | Number Offered 2018 | LAC & PLAC                      | Exceptional | Siblings | Nearest School | Others by Distance | Centrally Offered | EHCP | Lates |  |
|---|----------|----------------|---|---|--|--------------------------------|---|----------|---------------------------|---------------------|---------------------------------|-------------|----------|----------------|--------------------|-------------------|------|-------|--|
| Shawley Community Primary School ☼                          | 936/2288 | C              | -   | Shawley Way<br>Tattenham<br>Corner<br>Epsom<br>KT18 5PD | Rec - Y6                                       | Mrs C Milner                   | Tel: 01737 350344<br>e: head@shawley.surrey.sch.uk<br>w: www.shawley.surrey.sch.uk<br>Enquiries to: Mrs J Hollis                                    | 45       | 122                       | 45                  | 0                               | 0           | 19       | 8              | 18<br>1.2km        | 0                 | 0    | 0     |  |
| St Anne's Catholic Primary School                           | 936/3469 | VA             | <br>for criteria<br>1 - 5, 7, 9 & 10     | Court Road<br>Banstead<br>SM7 2PH                       | Rec - Y6                                       | Mr C Donovan                   | Tel: 01737 350012<br>e: info@stannes-school.uk<br>w: www.stannes-banstead.org.uk<br>Enquiries to: Mrs C Slade                                       | 60       | 132                       | 60                  | See separate admission criteria |             |          |                |                    |                   |      |       |  |
| St John's Primary School ☼                                  | 936/2214 | A              | -   | Pendleton Road<br>Redhill<br>RH1 6QG                    | Rec - Y6                                       | Mrs E Wombwell                 | Tel: 01737 763804<br>e: info@stjohns-redhill.surrey.sch.uk<br>w: www.stjohns-redhill.surrey.sch.uk<br>Enquiries to: Mrs D Bradford/Mrs J Pennington | 30       | 253                       | 30                  | 0                               | 0           | 19       | 11<br>0.33km   | 0                  | 0                 | 0    | 0     |  |
| St Joseph's Catholic Primary School                         | 936/3916 | VA             | <br>for criteria<br>1 - 6, 8,<br>10 & 11 | Linkfield Lane<br>Redhill<br>RH1 1DU                    | Rec - Y6                                       | Ms T Lawlor                    | Tel: 01737 765373<br>e: secretary@stjosephs-redhill.surrey.sch.uk<br>w: www.stjosephs-redhill.surrey.sch.uk<br>Enquiries to: Mrs E Sawyer           | 90       | 165                       | 90                  | See separate admission criteria |             |          |                |                    |                   |      |       |  |
| St Matthew's Church of England Primary School ☼             | 936/2039 | A              | <br>for criteria<br>2 & 3                | Linkfield Lane<br>Redhill<br>RH1 1JF                    | Rec - Y6 +<br>Nursery                          | Mrs J Lightfoot                | Tel: 01737 762080<br>e: info@stmatthews-redhill.surrey.sch.uk<br>w: www.stmatthewsredhill.org.uk<br>Enquiries to: Mrs A Cale                        | 60       | 75                        | 59                  | See separate admission criteria |             |          |                |                    |                   |      |       |  |
| Tadworth Primary School ☼                                   | 936/5214 | F              | <br>for criterion<br>4 only            | Heathcote<br>Tadworth<br>KT20 5RR                       | Rec - Y6                                       | Mr J Kelly                     | Tel: 01737 354541<br>e: info@tadworthps.surrey.sch.uk<br>w: www.tadworthps.surrey.sch.uk<br>Enquiries to: Mrs S Marshall                            | 60       | 187                       | 60                  | See separate admission criteria |             |          |                |                    |                   |      |       |  |
| Trinity Oaks Church of England Primary School and Nursery ☼ | 936/2030 | VA             | <br>church places<br>only              | Brookfield Drive<br>Horley<br>RH6 9NS                   | Rec - Y5 +<br>Nursery (Rec -<br>Y6 in 2020/21) | Mrs C Johnson                  | Tel: 01293 776935<br>e: office@trinityoaks.surrey.sch.uk<br>w: www.trinityoaks.surrey.sch.uk<br>Enquiries to: Mrs C Johnson                         | 30       | 121                       | 30                  | See separate admission criteria |             |          |                |                    |                   |      |       |  |
| Walton on the Hill Primary School ☼                         | 936/2012 | C              | -   | Walton Street<br>Walton on the Hill<br>KT20 7RR         | Rec - Y6                                       | Mr T Samuel                    | Tel: 01737 812103<br>e: info@walton-on-the-hill.surrey.sch.uk<br>w: www.walton-on-the-hill.surrey.sch.uk<br>Enquiries to: Mr T Samuel               | 30       | 127                       | 30                  | 0                               | 0           | 17       | 13<br>0.95km   | 0                  | 0                 | 0    | 0     |  |
| Warren Mead Infant School ☼                                 | 936/2362 | A              | -   | Partridge Mead<br>Banstead<br>SM7 1LS                   | Rec - Y2                                       | Mr J Broad<br>(Executive Head) | Tel: 01737 351962<br>e: info@warren-mead-infant.surrey.sch.uk<br>w: www.warren-mead-infant.surrey.sch.uk<br>Enquiries to: Mr J Broad                | 70       | 181                       | 70                  | 3                               | 0           | 28       | 27             | 12<br>1.75km       | 0                 | 0    | 0     |  |

**REIGATE AND BANSTEAD: RECEPTION**

| School Name                    | D f E No | Type of School | Additional form (see page 2) | Address   | Year groups 2019/20 | Headteacher/ Principal | School contact details  | PAN 2019 | Preferences for Sept 2018 | Number Offered 2018 | LAC & PLAC | Exceptional | Siblings | Nearest School | Others by Distance | Centrally Offered | EHCP | Lates |                                 |
|--------------------------------|----------|----------------|------------------------------|---|---------------------|------------------------|---|----------|---------------------------|---------------------|------------|-------------|----------|----------------|--------------------|-------------------|------|-------|---------------------------------|
| Woodmansterne Primary School ☼ | 936/2013 | C              | -                            | Carshalton Road<br>Woodmansterne<br>Banstead<br>SM7 3HU | Rec - Y6            | Mrs C Goldsmith        | Tel: 01737 353120<br>e: school@wps.org.uk<br>w: www.woodmansterne.surrey.sch.uk<br>Enquiries to: Mrs C Goldsmith /<br>Mrs S Stoneham<br>(Leadership PA) | 60       | 120                       | 53                  |            |             |          |                |                    |                   |      |       | See separate admission criteria |
| Wray Common Primary School ☼   | 936/2953 | A              | -                            | Kendal Close<br>Reigate<br>RH2 0LR                      | Rec - Y6            | Mr L Murphy            | Tel: 01737 761254<br>e: info@wray-common.surrey.sch.uk<br>w: www.wray-common.surrey.sch.uk<br>Enquiries to: Mrs J Palmer                                | 60       | 330                       | 60                  | 0          | 0           | 39       | 11             | 10<br>0.65km       | 0                 | 0    | 0     |                                 |

**REIGATE AND BANSTEAD: YEAR 3**

| School Name                        | D f E No | Type of School | Additional form (see page 2) | Address                                       | Year groups 2019/20 | Headteacher/ Principal         | School contact details  | PAN 2019 | Preferences for Sept 2018 | Number Offered 2018 | LAC & PLAC | Exceptional | Siblings | Nearest School | Others by Distance | Centrally Offered | EHCP | Lates |                                 |
|------------------------------------|----------|----------------|------------------------------|---|---------------------|--------------------------------|---|----------|---------------------------|---------------------|------------|-------------|----------|----------------|--------------------|-------------------|------|-------|---------------------------------|
| Banstead Community Junior School ☼ | 936/2343 | C              | -                            | The Horseshoe<br>Banstead<br>SM7 2BQ          | Y3 - Y6             | Mr S Scott                     | Tel: 01737 351788<br>e: info@banstead-junior.surrey.sch.uk<br>w: www.bcjs.org.uk<br>Enquiries to: Mr S Scott                            | 90       | 113                       | 90                  |            |             |          |                |                    |                   |      |       | See separate admission criteria |
| Earlswood Junior School ☼          | 936/2453 | C              | -                            | Brambletye Park<br>Road<br>Redhill<br>RH1 6JX | Y3 - Y6             | Mr M Gale<br>(Executive)       | Tel: 01737 765125<br>e: admissionsjuniors@<br>earlswood.surrey.sch.uk<br>w: www.earlswood.surrey.sch.uk<br>Enquiries to: Mrs N Williams | 120      | 163                       | 124*                |            |             |          |                |                    |                   |      |       | See separate admission criteria |
| Meath Green Junior School ☼        | 936/2311 | C              | -                            | Greenfields Road<br>Horley<br>RH6 8HW         | Y3 - Y6             | Mr P Amerio /<br>Mrs S Beasley | Tel: 01293 784298<br>e: info@mgjs.org<br>w: www.mgjs.org<br>Enquiries to: Mrs S Lockett   | 90       | 186                       | 90                  |            |             |          |                |                    |                   |      |       | See separate admission criteria |
| Reigate Priory School ☼            | 936/2457 | C              | -                            | Bell Street<br>Reigate<br>RH2 7RL             | Y3 - Y6             | Mr O Moses                     | Tel: 01737 245065<br>e: info@reigate-priory.surrey.sch.uk<br>w: www.reigate-priory.co.uk<br>Enquiries to: Mrs L Pledge                  | 150      | 300                       | 150                 |            |             |          |                |                    |                   |      |       | See separate admission criteria |

## REIGATE AND BANSTEAD: YEAR 3

| School Name                            | D f E No | Type of School | Additional form (see page 2)  | Address                        | Year groups 2019/20 | Headteacher/ Principal      | School contact details  | PAN 2019            | Preferences for Sept 2018 | Number Offered 2018 | LAC & PLAC | Exceptional | Siblings | Nearest School | Others by Distance | Centrally Offered | EHCP | Lates |                                 |
|--|----------|----------------|---|--------------------------------|---------------------|-----------------------------|---|---------------------|---------------------------|---------------------|------------|-------------|----------|----------------|--------------------|-------------------|------|-------|---------------------------------|
| Royal Alexandra and Albert School      | 936/4623 | VA             |  Full & Flexi Boarders | Gatton Park Reigate RH2 0TD    | Y3 - Y13            | Mr M Dixon                  | <b>Tel:</b> 01737 649000<br><b>e:</b> admissions@gatton-park.org.uk<br><b>w:</b> www.raa-school.co.uk<br><b>Enquiries to:</b> Mrs F Newport                 | Full 27<br>Flexi 20 | 53                        | Full -<br>Flexi 19  |            |             |          |                |                    |                   |      |       | See separate admission criteria |
| Sandcross Primary School and Nursery ☼ | 936/2931 | A              | -   | Sandcross Lane Reigate RH2 8HH | Rec - Y6 +Nursery   | Mrs T Nowell                | <b>Tel:</b> 01737 245467<br><b>e:</b> office@sandcross.surrey.sch.uk<br><b>w:</b> www.sandcross.surrey.sch.uk<br><b>Enquiries to:</b> Mr S Leach/Mrs Ramsay | 60                  | 138                       | 68*                 |            |             |          |                |                    |                   |      |       | See separate admission criteria |
| Warren Mead Junior School ☼            | 936/2010 | A              |  for criterion 5 only  | Roundwood Way Banstead SM7 1EJ | Y3 - Y6             | Mr J Broad (Executive Head) | <b>Tel:</b> 01737 353725<br><b>e:</b> info@warrenmead.co.uk<br><b>w:</b> www.warrenmead.co.uk<br><b>Enquiries to:</b> Mr J Broad                            | 80                  | 118                       | 87**                |            |             |          |                |                    |                   |      |       | See separate admission criteria |
| Yattendon School ☼                     | 936/5207 | F              | -   | Oakwood Road Horley RH6 7BZ    | Y3 - Y6             | Mr G Perkins                | <b>Tel:</b> 01293 734100<br><b>e:</b> info@yattendon.surrey.sch.uk<br><b>w:</b> www.yattendon.org<br><b>Enquiries to:</b> Mrs K Pickett                     | 90                  | 180                       | 119**               |            |             |          |                |                    |                   |      |       | See separate admission criteria |

## REIGATE AND BANSTEAD: ADMISSION CRITERIA

|  |  |
|--|--|
| <b>Banstead Infant School</b><br>Criteria for 2018 and numbers offered           | 1 LAC & PLAC. 2 Exceptional social/medical need. 3 Children who will have a sibling at the school or at Banstead Junior School at the time of the child's admission. 4 Children of staff currently employed at Banstead Infant School who have a permanent contract of employment with the Oaks Academy Trust and whose normal place of work is Banstead Infant School. The employment contract must have been in place for at least two years at the time at which the application to the school is made and or recruited to fill a vacant post for which there is a particular skill shortage. 5 Children for whom the school is the nearest to their home address. 6 Any other children.<br><b>Criterion 1 = 0, Criterion 2 = 1, Criterion 3 = 38, Criterion 4 = 0, Criterion 5 = 51, Distance = 1.05km, Criterion 6 = 0, EHCP = 0</b><br><b>Offered 90</b> |
| Criteria for 2019  | 1 LAC & PLAC. 2 Exceptional social/medical need. 3 Children who will have a sibling at the school or at Banstead Junior School at the time of the child's admission. 4 Children of staff currently employed at Banstead Infant School who have a permanent contract of employment with the Oaks Academy Trust and whose normal place of work is Banstead Infant School. The employment contract must have been in place for at least two years at the time at which the application to the school is made and or recruited to fill a vacant post for which there is a particular skill shortage. 5 Children for whom the school is the nearest to their home address. 6 Any other children.  |
| <b>Banstead Community Junior School</b><br>Criteria for 2018 and numbers offered | 1 LAC & PLAC. 2 Exceptional social/medical need. 3 <sup>1</sup> Children attending Banstead Infant School. 4 Siblings, at the time of admission, not admitted under criterion 3. 5 Any other children.<br><sup>1</sup> Criterion 3 will only apply until 31 August 2018 as, after this date, all eligible children will have left the infant school<br><b>Criterion 1 = 2, Criterion 2 = 0, Criterion 3 = 84, Criterion 4 = 1, Criterion 5 = 2, Distance = 2.48km, EHCP = 1</b><br><b>Offered 90</b>   |
| Criteria for 2019  | 1 LAC & PLAC. 2 Exceptional social/medical need. 3 <sup>1</sup> Children attending Banstead Infant School. 4 Siblings, at the time of admission, not admitted under criterion 3. 5 Any other children.<br><sup>1</sup> Criterion 3 will only apply to children who attend Banstead Infant School in Year 2 and will not be applied once a child has left the school  |



## REIGATE AND BANSTEAD: ADMISSION CRITERIA

|  |   |
|--|---|
| <p><b>Earlswood Junior School</b><br/>Criteria for 2018 and numbers offered</p>              | <p>1 LAC &amp; PLAC. 2 Exceptional social/medical need. 3 <sup>1</sup>Children attending Earlswood Infant School. 4 Siblings, at the time of admission, not admitted under criterion 3. 5 Children for whom Earlswood Junior School is the nearest to their home address. 6 Any other children.<br/><sup>1</sup>Criterion 3 will only apply until 31 August 2018 as, after this date, all eligible children will have left the infant school<br/><b>Criterion 1 = 1, Criterion 2 = 0, Criterion 3 = 116, Criterion 4 = 0, Criterion 5 = 5, Criterion 6 = 2, Distance = 1.98km, EHCP = 0</b> <b>Offered 124*</b></p>   |
| <p>Criteria for 2019</p>   | <p>1 LAC &amp; PLAC. 2 Exceptional social/medical need. 3 <sup>1</sup>Children attending Earlswood Infant School. 4 Siblings, at the time of admission, not admitted under criterion 3. 5 Children for whom Earlswood Junior School is the nearest to their home address. 6 Any other children.<br/><sup>1</sup>Criterion 3 will only apply to children who attend Earlswood Infant School in Year 2 and will not be applied once a child has left this school</p>  |
| <p><b>Hatchlands Primary School</b><br/>Criteria for 2018 and numbers offered</p>            | <p>1 LAC &amp; PLAC 2 Exceptional social/medical need. 3 Siblings of pupils attending the school at the time the application is received. 4 Children living within 3 miles of RH1 6BL. 5 6 children eligible for the pupil or service premium.<br/>This school will open in September 2018 and was not part of the coordinated admissions scheme. Please contact the school for allocation figures.</p>   |
| <p>Criteria for 2019</p>   | <p>1 LAC &amp; PLAC 2 Exceptional social/medical need. 3 Children who have a sibling on roll at the school and that sibling is still expected to be on roll at the school at the time of the child's admission. 4 Children for whom the school is nearest to their home address. 5 Any other children.</p>  |
| <p><b>Meath Green Junior School</b><br/>Criteria for 2018 and numbers offered</p>            | <p>1 LAC &amp; PLAC. 2 Exceptional social/medical need. 3 <sup>1</sup>Children attending Meath Green Infant School. 4 Siblings, at the time of admission, not admitted under criterion 3. 5 Any other children.<br/><sup>1</sup>Criterion 3 will only apply until 31 August 2018 as, after this date, all eligible children will have left the infant school<br/><b>Criterion 1 = 1, Criterion 2 = 0, Criterion 3 = 75, Criterion 4 = 5, Criterion 5 = 9, Distance = 4.47km, EHCP = 0</b> <b>Offered 90</b></p>   |
| <p>Criteria for 2019</p>   | <p>1 LAC &amp; PLAC. 2 Exceptional social/medical need. 3 <sup>1</sup>Children attending Meath Green Infant School. 4 Siblings, at the time of admission, not admitted under criterion 3. 5 Any other children.<br/><sup>1</sup>Criterion 3 will only apply to children who attend Meath Green Infant School in Year 2 and will not be applied once a child has left this school</p>  |
| <p><b>Reigate Parish Church Primary School</b><br/>Criteria for 2018 and numbers offered</p> | <p>1 LAC &amp; PLAC. 2 Exceptional needs.<br/>The remaining places are split equally between the foundation places (50%) and the open places (50%). When there is an odd number of remaining places the number of foundation places offered will exceed the number of open places offered by one.<br/><b>Open Places: O1</b> Siblings at the time of admission. <b>O2</b> All other children.<br/><b>Foundation Places: F1</b> Siblings at time of admission whose parents are members of, and active participants in, a local Anglican Church. <b>F2</b> Siblings at time of admission whose parents are members of, and active participants in, other Christian churches. <b>F3</b> Children whose parents are members of and active participants in, a local Anglican church. <b>F4</b> Children whose parents are members of, and active participants in, other Christian churches.<br/><b>Criterion 1 = 0, Criterion 2 = 0</b><br/><b>Open Places: Criterion O1 = 19, Criterion O2 = 11, Distance = 0.39km</b><br/><b>Foundation Places: Criterion F1 = 12, Criterion F2 = 4, Criterion F3 = 13, Criterion F4 = 1, Distance = 0.51km, EHCP = 0</b> <b>Offered 60</b></p> |
| <p>Criteria for 2019</p>   | <p>1 LAC &amp; PLAC. 2 Exceptional needs<br/>The remaining places are split equally between the foundation places (50%) and the open places (50%). When there is an odd number of remaining places the number of foundation places offered will exceed the number of open places offered by one.<br/><b>Open Places: O1</b> Siblings at the time of admission. <b>O2</b> All other children.<br/><b>Foundation Places: F1</b> Siblings at time of admission whose parents are members of, and active participants in, a local Anglican Church. <b>F2</b> Siblings at time of admission whose parents are members of, and active participants in, other Christian churches. <b>F3</b> Children whose parents are members of and active participants in, a local Anglican church. <b>F4</b> Children whose parents are members of, and active participants in, other Christian churches.</p>  |
| <p><b>Reigate Priory School</b><br/>Criteria for 2018 and numbers offered</p>                | <p>1 LAC &amp; PLAC. 2 Exceptional social/medical need. 3 Siblings, at the time of admission, for whom the school is the nearest to their home address.<br/>4 Non-siblings, at the time of admission, for whom the school is the nearest to their home address. 5 Other siblings, at the time of admission, for whom the school is not the nearest to their home address. 6 Any other children.<br/><b>Criterion 1 = 2, Criterion 2 = 1, Criterion 3 = 60, Criterion 4 = 87, Distance = 1.29km, Criterion 5 = 0, Criterion 6 = 0, EHCP = 0</b> <b>Offered 150</b></p>   |
| <p>Criteria for 2019</p>   | <p>1 LAC &amp; PLAC. 2 Exceptional social/medical need. 3 Siblings for whom Reigate Priory School is the nearest to their home address. 4 <sup>1</sup>Children attending Dovers Green or Holmesdale Community infant schools for whom Reigate Priory School is the nearest to their home address. 5 Other siblings. 6 <sup>1</sup>Other children attending Dovers Green or Holmesdale Community infant schools. 7 Any other children.<br/><sup>1</sup>Criteria 4 and 6 will only apply to children who attend Dovers Green or Holmesdale Community infant schools in Year 2 and will not be applied once a child has left these schools</p>   |

**REIGATE AND BANSTEAD: ADMISSION CRITERIA**

|  |  |
|--|--|
| <p><b>Royal Alexandra and Albert School</b><br/>Criteria for 2018 and numbers offered</p>    | <p><b>Full Boarders:</b> 1. LAC &amp; PLAC. 2. Applicants whose parents are entitled to receive the Continuity Education Allowance of the Ministry of Defence. 3. Applicants with a boarding need. 4. Applicants who have a sibling who is a full boarder at the school, including in the Sixth Form, at the time of admission. 5. Applicants where the parent with whom the child normally resides works at the School. The parent must have been employed at the school for two or more years at the time at which the application is made, and/or have been recruited to fill a vacant post for which there is a demonstrable skill shortage. 6. All other applicants for places as boarders.<br/><b>Flexi Boarders:</b> 1. LAC &amp; PLAC. 2. Applicants whose parents are entitled to receive the Continuity Education Allowance of the Ministry of Defence. 3. Applicants with a flexi boarding need. 4. Applicants who have a sibling who is a flexi boarder, day boarder or non boarder at the school, including the sixth form, at the time of admission. 5. Applicants where the parent with whom the child normally resides works at the school. The parent must have been employed at the school for two or more years at the time at which the application is made, and/or have been recruited to fill a vacant post for which there is a demonstrable skill shortage. 6. All other applicants for places as flexi boarders.<br/><b>Flexi Boarders: Criterion 1 = 2, Criterion 2 = 0, Criterion 3 = 2, Criterion 4 = 7, Criterion 5 = 2, Criterion 6 = 6, Distance = 3.54km, EHCP = 0</b> <b>Offered 19</b></p> |
| <p>Criteria for 2019</p>   | <p><b>Full Boarders:</b> 1. LAC &amp; PLAC. 2. Applicants whose parents are entitled to receive the Continuity Education Allowance of the Ministry of Defence. 3. Applicants with a boarding need. 4. Applicants who have a sibling who expected to be on roll as a full boarder at the school, including in the Sixth Form, at the time of admission. 5. Applicants where the parent with whom the child normally resides works at the School. The parent must have been employed at the school for two or more years at the time at which the application is made, and/or have been recruited to fill a vacant post for which there is a demonstrable skill shortage. 6. All other applicants for places as boarders.<br/><b>Flexi Boarders:</b> 1. LAC &amp; PLAC. 2. Applicants whose parents are entitled to receive the Continuity Education Allowance of the Ministry of Defence. 3. Applicants with a flexi boarding need. 4. Applicants who have a sibling who is expected to be on roll as a flexi boarder, day boarder or non boarder at the school, including the sixth form, at the time of admission. 5. Applicants where the parent with whom the child normally resides works at the school. The parent must have been employed at the school for two or more years at the time at which the application is made, and/or have been recruited to fill a vacant post for which there is a demonstrable skill shortage. 6. All other applicants for places as flexi boarders.</p>   |
| <p><b>Sandcross Primary School and Nursery</b><br/>Criteria for 2018 and numbers offered</p> | <p><b>JUNIOR (7+):</b> 1 LAC &amp; PLAC. 2 Exceptional social/medical need. 3 Siblings at the time of admission. 4 Children for whom the school is nearest to their home address. 5 Any other children.<br/><b>Criterion 1 = 1, Criterion 2 = 0, Criterion 3 = 26, Criterion 4 = 36, Distance = 1.43km, Criterion 5 = 0, EHCP = 5</b> <b>Offered 68*</b></p>   |
| <p>Criteria for 2019</p>   | <p><b>JUNIOR (7+):</b> 1 LAC &amp; PLAC. 2 Exceptional social/medical need. 3 Siblings for whom Sandcross Primary School is the nearest to their home address. 4 <sup>1</sup>Children attending either Dovers Green or Holmesdale Community infant schools for whom Sandcross Primary School is the nearest to their home address. 5 Other siblings. 6 <sup>1</sup>Other children attending either Dovers Green or Holmesdale Community Infant schools. 7 Any other children.<br/><sup>1</sup> Criteria 4 and 6 will only apply to children who attend Dovers Green or Holmesdale Community infant schools in Year 2 and will not be applied once a child has left these schools.</p>  |
| <p><b>St Anne's Catholic Primary School</b><br/>Criteria for 2018 and numbers offered</p>    | <p>1 Catholic LAC &amp; PLAC. 2 Catholic children with a brother or sister at the school at the time of admission, resident in the parish of Banstead or Tadworth. 3 Catholic children with a brother or sister at the school at the time of admission, who are not resident in the parish of Banstead or Tadworth. 4 Catholic children without a brother or sister at the school at the time of admission, resident in the parish of Banstead or Tadworth. 5 Catholic children without a brother or sister at the school at the time of admission, who are not resident in the parish of Banstead or Tadworth. 6 Other LAC &amp; PLAC. 7 Catechumens, Candidates for Reception into the Church and children who are members of an Orthodox Church. 8 Other children with a brother or sister at the school at the time of admission. 9 Children of other Christian denominations whose membership is evidenced by a minister of religion. 10 Children of other faiths whose membership is evidenced by a religious leader. 11 Any other children.<br/><b>Criterion 1 = 0, Criterion 2 = 15, Criterion 3 = 6, Criterion 4 = 24, Criterion 5 = 6, Criterion 6 = 0, Criterion 7 = 0, Criterion 8 = 6, Criterion 9 = 1, Criterion 10 = 0, Criterion 11 = 2, Distance = 1.24km, EHCP = 0</b> <b>Offered 60</b></p>   |
| <p>Criteria for 2019</p>   | <p>1 Catholic LAC &amp; PLAC. 2 Catholic children with a brother or sister at the school at the time of admission, resident in the parish of Banstead or Tadworth. 3 Catholic children with a brother or sister at the school at the time of admission, who are not resident in the parish of Banstead or Tadworth. 4 Catholic children without a brother or sister at the school at the time of admission, resident in the parish of Banstead or Tadworth. 5 Catholic children without a brother or sister at the school at the time of admission, who are not resident in the parish of Banstead or Tadworth. 6 Other LAC &amp; PLAC. 7 Catechumens, Candidates for Reception into the Church and children who are members of an Orthodox Church. 8 Other children with a brother or sister at the school at the time of admission. 9 Children of other Christian denominations whose membership is evidenced by a minister of religion. 10 Children of other faiths whose membership is evidenced by a religious leader. 11 Any other children.</p>   |

## REIGATE AND BANSTEAD: ADMISSION CRITERIA

|   |   |
|---|---|
| <p><b>St Joseph's Catholic Primary School</b><br/>Criteria for 2018 and numbers offered</p>           | <p>1 Catholic LAC &amp; PLAC. 2 Catholic children with a brother or sister at the school at the time of admission, resident in the parish of The Nativity of The Lord. 3 Catholic children with a brother or sister at the school at the time of admission, who are not resident in the parish of The Nativity of The Lord. 4 Catholic children without a brother or sister at the school at the time of admission, resident in the parish of The Nativity of The Lord. 5 Catholic children without a brother or sister at the school at the time of admission, who are not resident in the parish of The Nativity of The Lord. 6 Other Catholic children. 7 Other LAC &amp; PLAC. 8 Catechumens, Candidates for Reception into the Church and children who are members of an Orthodox Church. 9 Other children with a brother or sister at the school at the time of admission. 10 Children of other Christian denominations whose membership is evidenced by a minister of religion. 11 Children of other faiths whose membership is evidenced by a religious leader. 12 Any other children.<br/><b>Criterion 1 = 0, Criterion 2 = 27, Criterion 3 = 1, Criterion 4 = 28, Criterion 5 = 1, Criterion 6 = 0, Criterion 7 = 0, Criterion 8 = 3, Criterion 9 = 5, Criterion 10 = 6, Criterion 11 = 6, Criterion 12 = 13, Distance = 1.33km, EHCP = 0</b><br/><b>Offered 90</b></p>   |
| <p>Criteria for 2019</p>  | <p>1 Catholic LAC &amp; PLAC. 2 Catholic children with a brother or sister at the school at the time of admission, resident in the parish of The Nativity of The Lord. 3 Catholic children with a brother or sister at the school at the time of admission, who are not resident in the parish of The Nativity of The Lord. 4 Catholic children without a brother or sister at the school at the time of admission, resident in the parish of The Nativity of The Lord. 5 Catholic children without a brother or sister at the school at the time of admission, who are not resident in the parish of The Nativity of The Lord. 6 Other Catholic children. 7 Other LAC &amp; PLAC. 8 Catechumens, Candidates for Reception into the Church and children who are members of an Orthodox Church. 9 Other children with a brother or sister at the school at the time of admission. 10 Children of other Christian denominations whose membership is evidenced by a minister of religion. 11 Children of other faiths whose membership is evidenced by a religious leader. 12 Any other children.</p>  |
| <p><b>St Matthew's Church of England Primary School</b><br/>Criteria for 2018 and numbers offered</p> | <p>1 LAC &amp; PLAC. 2 Children of parents who are regular worshipping members of St Matthew's Church, Redhill. 3 Children of parents who are regular worshipping members of other Christian churches. 4 Siblings at time of admission. 5 Children with an exceptional and professionally supported medical or social need for a place at this school. 6 The remaining places will be allocated to children living in the local community according to the nearness of home to school.<br/><b>Criterion 1 = 1, Criterion 2 = 0, Criterion 3 = 2, Criterion 4 = 15, Criterion 5 = 0, Criterion 6 = 14, Centrally offered = 27, EHCP = 0</b><br/><b>Offered 59</b></p>  |
| <p>Criteria for 2019</p>  | <p>1 LAC &amp; PLAC. 2 Children of parents who are regular worshipping members of St Matthew's Church, Redhill. 3 Children of parents who are regular worshipping members of other Christian churches. 4 Siblings at time of admission. 5 Children with an exceptional and professionally supported medical or social need for a place at this school. 6 The remaining places will be allocated to children living in the local community according to the nearness of home to school.</p>  |
| <p><b>Tadworth Primary School</b><br/>Criteria for 2018 and numbers offered</p>                       | <p>1 LAC &amp; PLAC. 2 Exceptional arrangements. 3 Children who have a sibling at the school at the time of admission. 4 Children who have a parent working at the school. The parent must have been employed at the school for two or more years at the time at which the application is made, and/or have been recruited to fill a vacant post for which there is a demonstrable skill shortage. 5 Children for whom Tadworth School is the closest to their home. 6 Any other applicant.<br/><b>Criterion 1 = 1, Criterion 2 = 0, Criterion 3 = 31, Criterion 4 = 1, Criterion 5 = 27, Distance = 1.75km, Criterion 6 = 0, EHCP = 0</b><br/><b>Offered 60</b></p>  |
| <p>Criteria for 2019</p>  | <p>1 LAC &amp; PLAC. 2 Exceptional arrangements. 3 Children who have a sibling at the school at the time of admission. 4 Children who have a parent working at the school. The parent must have been employed at the school for two or more years at the time at which the application is made, and/or have been recruited to fill a vacant post for which there is a demonstrable skill shortage. 5 Children for whom Tadworth School is the closest to their home. 6 Any other applicant.</p>   |
| <p><b>Trinity Oaks Church of England Primary School</b><br/>Criteria for 2018 and numbers offered</p> | <p>1 LAC &amp; PLAC. 2 Children with an exceptional and professionally supported medical or social need. 3 <u>Church places</u> – one third of the remaining places will be allocated in the following order<br/>a) Children whose parent/carer is a faithful and regular worshipper at any of the Churches in the Horley Team Ministry (St Bartholomew, St Francis or St Wilfrid) and who live within a two kilometre radius of the school. b) Children whose parent/carer is a faithful and regular worshipper at another Anglican or other Christian Church and who live within a two kilometre radius of the school. If there are more applicants than places within criterion 3a or 3b priority within each criterion will be: (i) children who will have a brother or sister in the main school at the time of admission (ii) children in order of nearness of the home to school. Any unfilled church places will become additional open places. 4 <u>Open places</u> – all remaining places will be allocated in the following order (i) children who have a brother or sister in the main school at the time of admission (ii) children in order of nearness of the home to the school.<br/><b>Foundation Places: Criterion 1 = 0, Criterion 2 = 0, Criterion 3a.1 = 3, Criterion 3a.2 = 4, Criterion 3b.2 = 3, Distance = 0.572km, Criterion 4 = 0, Criterion 5 = 0, EHCP = 0</b><br/><b>Open Places: Criterion 1 = 0, Criterion 2 = 0, Criterion 3 = 0, Criterion 4.1 = 15, Criterion 4.2 = 5, Distance = 0.19km, EHCP = 0</b><br/><b>Offered 30</b></p> |
| <p>Criteria for 2019</p>  | <p>1 LAC &amp; PLAC. 2 Children with an exceptional and professionally supported medical or social need. 3 <u>Church places</u> – one third of the remaining places will be allocated in the following order<br/>a) Children whose parent/carer is a faithful and regular worshipper at any of the Churches in the Horley Team Ministry (St Bartholomew, St Francis or St Wilfrid) and who live within a two kilometre radius of the school. b) Children whose parent/carer is a faithful and regular worshipper at another Anglican or other Christian Church and who live within a two kilometre radius of the school. If there are more applicants than places within criterion 3a or 3b priority within each criterion will be: (i) children who will have a brother or sister in the main school at the time of admission (ii) children in order of nearness of the home to the school. Any unfilled church places will become additional open places. 4 <u>Open places</u> – all remaining places will be allocated in the following order (i) children who have a brother or sister in the main school at the time of admission (ii) children in order of nearness of the home to the school.</p>  |

**REIGATE AND BANSTEAD: ADMISSION CRITERIA**

|   |  |
|---|--|
| <b>Warren Mead Junior School</b><br><b>Criteria for 2018 and numbers offered</b>    | <p>1 LAC &amp; PLAC. 2 Exceptional social/medical need. 3 Children attending Warren Mead Infant School. 4 Siblings, at the time of admission, not admitted under criterion 3. 5 Children of staff who have a permanent contract of employment with the Oaks Academy Trust and whose normal place of work is Warren Mead Junior School. The employment contract must have been in place for at least two years at the time at which the application is made. Staff that are recruited to fill a vacant post for which there is a particular skill shortage can also apply for a place under this category. 6 Children for whom the school is the nearest. 7 Any other applicant.</p> <p><b>Criterion 1 = 0, Criterion 2 = 0, Criterion 3 = 65, Criterion 4 = 0, Criterion 5 = 0, Criterion 6 = 9, Criterion 7 = 3, Centrally offered = 7, Late applications = 2, EHCP = 1</b></p> <p style="text-align: right;"><b>Offered 87**</b></p> |
| <b>Criteria for 2019</b>  | <p>1 LAC &amp; PLAC. 2 Exceptional social/medical need. 3 Children attending Warren Mead Infant School. 4 Siblings, at the time of admission, not admitted under criterion 3. 5 Children of staff who have a permanent contract of employment with the Oaks Academy Trust and whose normal place of work is Warren Mead Junior School. The employment contract must have been in place for at least two years at the time at which the application is made. Staff that are recruited to fill a vacant post for which there is a particular skill shortage can also apply for a place under this category. 6 Children for whom the school is the nearest to their home address. 7 Any other applicant.</p>  |
| <b>Woodmansterne Primary School</b><br><b>Criteria for 2018 and numbers offered</b> | <p>1 LAC &amp; PLAC. 2 Exceptional social/medical need. 3 Siblings at time of admission. 4 Children living in the defined catchment area of the school. 5 Children for whom the school is nearest to the home address. 6 Any other children.</p> <p><b>Criterion 1 = 1, Criterion 2 = 0, Criterion 3 = 20, Criterion 4 = 6, Criterion 5 = 3, Criterion 6 = 16, Centrally offered = 6, Late applications = 1, EHCP = 0</b></p> <p style="text-align: right;"><b>Offered 53</b></p>  |
| <b>Criteria for 2019</b>  | <p>1 LAC &amp; PLAC. 2 Exceptional social/medical need. 3 Siblings at time of admission. 4 Children living in the defined catchment area of the school. 5 Children for whom the school is nearest to the home address. 6 Any other children.</p>   |
| <b>Yattendon School</b><br><b>Criteria for 2018 and numbers offered</b>             | <p>1 LAC &amp; PLAC. 2 Exceptional social/medical need. 3 Children who have a sibling who will be in attendance at the school at the time of their application and who continues to be educated in the school the following September. 4 Children attending Horley Infant School not admitted under priority 3. 5 Applicants for whom the school is the nearest to their home address. 6 Any other children.</p> <p><b>Criterion 1 = 1, Criterion 2 = 0, Criterion 3 = 27, Criterion 4 = 78, Criterion 5 = 7, Criterion 6 = 3, Centrally offered = 2, EHCP = 1</b></p> <p style="text-align: right;"><b>Offered 119**</b></p>  |
| <b>Criteria for 2019</b>  | <p>1 LAC &amp; PLAC. 2 Exceptional social/medical need. 3 Children who have a sibling who will be in attendance at the school at the time of their application and who continues to be educated in the school the following September. 4 Children attending Horley Infant School not admitted under priority 3. 5 Applicants for whom the school is the nearest to their home address. 6 Any other children.</p>   |

