

Information on primary schools in Surrey 2019/20 – Mole Valley

- List of infant, junior and primary schools in Mole Valley that have an intake at Reception and Year 3 and their contact details
- School codes – for use on the local authority application form
- A summary of how places were allocated in 2018 and the admission criteria for all Surrey state funded primary schools for September 2019
- Surrey map

www.surreycc.gov.uk/admissions



SURREY

SURREY COUNTY COUNCIL'S STATE FUNDED PRIMARY SCHOOLS IN MOLE VALLEY

Contents	Page
Schools with an intake at Reception	4
Schools with an intake at Year 3	7
How places were allocated for 2018 and admission criteria for September 2019	8
Surrey Map	Back page

Contact Details

Surrey Schools and Childcare Service Tel: 0300 200 1004
www.surreycc.gov.uk/admissions

Published Admission Number (PAN) – This is the number of places that each school expects to offer. All PANs apply to admission at Reception at age 4 or to Year 3 at age 7. In the case of primary schools where there is an additional entry to Year 3 at age 7, that number does *not* include the children who will transfer from Year 2.

Important information regarding admission criteria

The information provided in this booklet serves as a *guide* to the admission criteria for academies and community, foundation, free, trust, voluntary aided and voluntary controlled schools. *It should not be regarded as definitive*. Please contact academies and foundation, free, trust and voluntary aided schools for detailed information about their admission criteria and the local authority for detailed information on community and voluntary controlled schools or visit: www.surreycc.gov.uk/admissions.

Starting school - Children reach statutory school age at the start of the term following their 5th birthday. Under current legislation all infant and primary schools provide for 4 year olds to be admitted into the reception class on a full/part-time basis in the September after their fourth birthday.

Applying for a place in Year 3

If your child is leaving Year 2 of an infant school in July 2019 you will need to apply for a Year 3 place at another school. The schools listed in the Year 3 section of this booklet are those which have an intake at Year 3. If you also want to apply for a place at a primary school which does not have an intake at Year 3, you will need to complete a separate in year application form for that school. For more information on which schools might have in year vacancies please contact Surrey Schools and Childcare Services on 0300 200 1004.

Split site schools – Where schools operate on more than one site, the school will be responsible for assigning pupils to each site after the allocation of school places and for the subsequent organisation and use of each site. Parents should not presume that an offer of a place at a school will ensure admission to a particular site.

KEY

Types of school

Some schools might change to academy status during the 2018/19 academic year. For up to date information on the type of each school please see the 'Directory of Surrey schools' at www.surreycc.gov.uk/schools.

A = Academy

C = Community school

VA = Voluntary Aided school

VC = Voluntary Controlled school

Admission criteria

LAC & PLAC = Looked after and previously looked after children

EHCP = Children with an Education, Health and Care Plan.

✳ Next to the school name indicates that the school will be taken into account when assessing each child's nearest school when considering admission to community and voluntary controlled schools.

📄 This symbol in the fourth column indicates that a separate supplementary information form may need to be completed. Where criteria numbers are listed, the supplementary information form only needs to be completed by parents applying under those criteria. Supplementary information forms are available at www.surreycc.gov.uk/admissions or from the school and must be returned directly to that school. The local authority application form must be completed in all cases.

Number offered: We show the number of pupils offered a place at each school for September 2018, based on the allocation date of 16 April 2018. In some instances the total number offered was more than the Published Admission Number. This is generally because additional places were offered to meet local demand.

* Next to the number offered indicates that the school intended to drop back to PAN for the 2018 intake

Next to the number offered indicates that the school offered over PAN to take account of existing vacancies

Distance offered

Where a school was oversubscribed in 2018 we have included the distance (where appropriate) from which the last applicant was allocated. This has been included within the criterion under which the last applicant was offered a place. This data is relevant to the allocation date of 16 April 2018.

Lates

In some cases vacancies remained after the initial allocation to on time applicants and these were filled by applicants who had applied late.

Catchment area maps: where these apply, they can be viewed either on the school's website (for academy, foundation, trust and voluntary aided schools) or the Surrey County Council website (for community and voluntary controlled schools).

Admission criteria for community and voluntary controlled schools in Surrey

The admission criteria for the majority of Surrey's community and voluntary controlled schools are set out below. Where a community or voluntary controlled school's admission criteria are different, the criteria are listed separately after the list of schools. Some own admission authority schools may also follow Surrey's arrangements for community and voluntary controlled schools.

1. Looked after and previously looked after children.
2. Exceptional social/medical need
3. Children who will have a sibling at the school or at an infant/junior school which operates shared sibling priority, at the time of the child's admission
4. Children for whom the school is the nearest to their home address as measured by straight line – the nearest school will be the school closest to the home address what has a Published Admission Number to admit pupils of the appropriate age range and which admits local children. **The nearest school may be either inside or outside the county boundary.**
5. Any other children, prioritised according to the distance they live from the school.


Unless otherwise stated, distance will be used when any category is oversubscribed and will be measured by straight line from the address point of the pupil's home to the nearest official school gate for pupils to use. Where two or more children share priority for a place, Surrey County Council will use random allocation to determine which child should be given priority.

Information on Early Years provision




If you are looking for Early Years information please contact the Family Information Service:

Website: surreycc.gov.uk/fis Email: surrey.fis@surreycc.gov.uk Tel: 0300 200 1004





MOLE VALLEY: RECEPTION

School Name	D f E No	Type of School	Additional form (see page 2)	Address	Year groups 2019/20	Headteacher/ Principal	School contact details	PAN 2019	Preferences for Sept 2018	Number Offered 2018	LAC & PLAC	Exceptional	Siblings	Nearest School	Others by Distance	Centrally Offered	EHCP	Lates
Barnett Wood Infant School ☼	936/2149	C	-	Barnett Wood Lane Ashstead KT21 2DF	Rec - Y2	Mrs N Penny	Tel: 01372 272701 e: info@barnett-wood.surrey.sch.uk w: www.barnett-wood.surrey.sch.uk Enquiries to: Mrs N Penny	52	160	52	1	0	9	24	18 1.83km	0	0	0
Charlwood Primary School ☼	936/2056	C	-	Chapel Road Charlwood Horley RH6 0DA	Rec - Y6	Ms V Lanham	Tel: 01293 862302 e: office@charlwood.surrey.sch.uk w: www.charlwood.surrey.sch.uk Enquiries to: Mrs M Dodd	15	41	15	0	1	6	5	3 2.95km	0	0	0
The Dawnay School ☼	936/2959	C	-	Griffin Way Great Bookham KT23 4JJ	Rec - Y6	Mrs K Storey	Tel: 01372 456774 e: info@dawnay.surrey.sch.uk w: www.dawnay.surrey.sch.uk Enquiries to: Mrs K Townshend	30	61	15	0	0	11	0	1	2	0	1
Eastwick Infant School ☼	936/2401	A	-	Eastwick Drive Great Bookham KT23 3PP	Rec - Y2	Mr T Smith	Tel: 01372 453672 e: infantinfo@eastwickschools.net w: www.eastwickschools.uk Enquiries to: Mrs N Edgel	82	189	82	2	0	31	26	23 2.96km	0	0	0
Fetcham Village Infant School ☼	936/2150	C	-	School Lane Fetcham Leatherhead KT22 9JU	Rec - Y2	Mrs S Harrison Mrs C Shuman	Tel: 01372 373502 e: info@fetcham.surrey.sch.uk w: www.fetcham.surrey.sch.uk Enquiries to: Mrs S Harrison	60	149	60	1	0	16	43 0.8km	0	0	0	0
The Greville Primary School ☼	936/2297	C	-	Stonny Croft Bramley Way Ashstead KT21 1SH	Rec - Y6	Mr M Depree	Tel: 01372 274872 e: office@greville.surrey.sch.uk w: www.greville.surrey.sch.uk Enquiries to: Mrs V Goram	60	166	60	1	0	31	13	15 1.43km	0	0	0
Leatherhead Trinity School & Children's Centre ☼	936/3940	VC	-	Woodvill Road Leatherhead KT22 7BP Children's Centre Aperdele Road Leatherhead KT22 7QT	Rec - Y6 + Nursery	Mrs E Killin	Woodvill Road site: Tel: 01372 813615 Aperdele Road site: Tel: 01372 812754 e: woodvill@leatherheadtrinity.surrey.sch.uk w: www.leatherheadtrinity.surrey.sch.uk Enquiries to: Mrs E Killin	60	38	42	0	0	12	13	2	14	0	1
Newdigate Church of England Endowed (Aided) Infant School ☼	936/3375	VA	 for criteria 4 & 6	Village Street Newdigate Dorking RH5 5DJ	Rec - Y2	Mrs P Bliss	Tel: 01306 631353 e: info@newdigate.surrey.sch.uk w: www.newdigate.surrey.sch.uk Enquiries to: Mrs R Moon	30	50	16	See separate admission criteria							


MOLE VALLEY: RECEPTION

School Name	D f E No	Type of School	Additional form (see page 2)	Address	Year groups 2019/20	Headteacher/ Principal	School contact details	PAN 2019	Preferences for Sept 2018	Number Offered 2018	LAC & PLAC	Exceptional	Siblings	Nearest School	Others by Distance	Centrally Offered	EHCP	Lates	
North Downs Primary School ☼	936/2072	C	-	Brockham site Wheelers Lane Brockham Betchworth RH3 7LA Betchworth site The Street Betchworth RH3 7DJ Leigh site Tapners Road Leigh RH2 8NN	Rec - Y6	Mrs J Douglass	Brockham site: Tel: 01737 843384 Betchworth site: Tel: 01737 843211 Leigh site: Tel: 01306 611336 e: info@northdowns.surrey.sch.uk w: www.northdowns.surrey.sch.uk Enquiries to: Mrs M Lawrence	60	100	60	0	0	31	17	12 8.64km	0	0	0	
Polesden Lacey Infant School ☼	936/2417	C	-	Oakdene Close (off Howard Road) Great Bookham KT23 4PT	Rec - Y2	Mrs R Keedy	Tel: 01372 456533 e: info@polesdenlaceyinfant.surrey.sch.uk w: www.polesdenlaceyinfant.surrey.sch.uk Enquiries to: Mrs A Scott	30	115	26	0	0	3	3	19	0	0	1	
Powell Corderoy Primary School ☼	936/3044	VC	-	Longfield Road Dorking RH4 3DF	Rec - Y6	Mrs E McLaughlin / Mrs J Wilson	Tel: 01306 883373 e: info@pcps.uk w: www.powellcorderoy.co.uk Enquiries to: Mrs E McLaughlin / Mrs J Wilson	30	122	30	0	0	14	4	12 7.39km	0	0	0	
Scott-Broadwood Church of England (Aided) Infant School ☼	936/3923	VA	 for criteria 4.1, 4.2, 5.1 & 5.2	The Street Capel RH5 5JX	Rec - Y2	Mrs S Muat	Tel: 01306 711181 e: info@sbinfant.uk w: www.sbinfant.uk Enquiries to: Mrs M Kilfeather	30	34	14	See separate admission criteria								
St Giles' Church of England (Aided) Infant School ☼	936/3369	VA	 for criteria 3, 4 & 7	Dene Road Ashtead KT21 1EA	Rec - Y2	Mrs N Angus	Tel: 01372 272017 e: office@stgiles.surrey.sch.uk w: www.stgiles.surrey.sch.uk Enquiries to: Mrs S Boswell	30	108	34	See separate admission criteria								
St John's Church of England Primary School ☼	936/2016	A	-	Goodwyns Road Dorking RH4 2LR	Rec - Y6 + Nursery	Mr M Richards	Tel: 01306 884506 e: info@stjohnsdorking.uk w: www.stjohnsdorking.uk Enquiries to: Mrs J Conway	30	44	30	0	0	15	12	1	1	0	1	
St Joseph's Catholic Primary School ☼	936/3422	VA	 for criteria 1 - 6, 8, 10 & 11	Norfolk Road Dorking RH4 3JA	Rec - Y6	Miss C Scrutton	Tel: 01306 883934 e: office@stjosephs-dorking.surrey.sch.uk w: www.stjosephsschooldorking.co.uk Enquiries to: Mrs L Cook	27	87	25	See separate admission criteria								

MOLE VALLEY: RECEPTION

School Name	D f E No	Type of School	Additional form (see page 2)	Address	Year groups 2019/20	Headteacher/ Principal	School contact details	PAN 2019	Preferences for Sept 2018	Number Offered 2018	LAC & PLAC	Exceptional	Siblings	Nearest School	Others by Distance	Centrally Offered	EHCP	Lates	
St Martin's Church of England (Controlled) Primary School ☼	936/3016	VC	-	Ranmore Road Dorking RH4 1HW	Rec - Y6	Mrs J Gorecka	Tel: 01306 883474 e: office@stmps.uk w: www.stmartins-primary.surrey.sch.uk Enquiries to: Mrs J Rzepka	45	166	45	0	0	17	18	10 1.17km	0	0	0	
St Michael's Church of England (Aided) Infant School ☼	936/3324	VA	 for criteria 5 & 6	School Lane Mickleham Dorking RH5 6EW	Rec - Y2	Mrs P Bliss (Executive Headteacher) Mrs S Peers (Head of School)	Tel: 01372 373717 e: info@stmichaels-dorking.surrey.sch.uk w: www.stmichaels-dorking.surrey.sch.uk Enquiries to: Mrs M Piggott	28	74	20	See separate admission criteria								
St Paul's Church of England (Aided) Primary School ☼	936/3327	VA	 for criteria 5 & 6	St Paul's Road West Dorking RH4 2HS	Rec - Y6	Mrs A Alden (Acting)	Tel: 01306 883547 e: info@stpauls-dorking.surrey.sch.uk w: www.stpaulschool-dorking.co.uk Enquiries to: Mrs J Shaw	60	169	60	See separate admission criteria								
St Peter's Catholic Primary School	936/3443	VA	 for criteria 2 - 7, 9 & 10	Grange Road Leatherhead KT22 7JN	Rec - Y6	Mr R McKenzie	Tel: 01372 274913 e: office@stpeters-leatherhead.surrey.sch.uk w: www.stpeters-leatherhead.co.uk Enquiries to: Mrs A Cardy	60	138	60	See separate admission criteria								
Surrey Hills All Saints Church of England Primary School (formerly Surrey Hills Church of England Primary School) (☼ Abinger & Westcott)	936/5222	A	 for criteria 5 & 8	Abinger Lane Abinger Common Dorking RH5 6HZ	Rec - Y6	Mrs J Ratcliff	Tel: 01306 730747 e: abinger@surreyhills.surrey.sch.uk w: www.surreyhillsprimaryschool.org.uk Enquiries to: Mrs L Jeffers	30	34	21	See separate admission criteria								
The Weald Church of England Primary School ☼	936/2035	A	-	Newdigate Road Beare Green Dorking RH5 4QW	Rec - Y6	Mrs S Stevenson	Tel: 01306 711719 e: info@wealdprimaryschool.co.uk w: www.wealdprimaryschool.co.uk Enquiries to: Ms P Alder	30	27	10	See separate admission criteria								
West Ashtead Primary School ☼	936/2350	C	-	Taleworth Road Ashtead KT21 2PX	Rec - Y6	Mr R Hart	Tel: 01372 272082 e: info@west-ashtead.surrey.sch.uk w: www.west-ashtead.surrey.sch.uk Enquiries to: Mrs I Haddad	30	164	30	2	0	18	10 0.53km	0	0	0	0	

MOLE VALLEY: YEAR 3

School Name	D f E No	Type of School	Additional form (see page 2)	Address	Year groups 2019/20	Headteacher/ Principal	School contact details	PAN 2019	Preferences for Sept 2018	Number Offered 2018	LAC & PLAC	Exceptional	Siblings	Nearest School	Others by Distance	Centrally Offered	EHCP	Lates
The Dawnay School ☼	936/2959	C	-	Griffin Way Great Bookham KT23 4JJ	Rec - Y6	Mrs S Hemmings	Tel: 01372 456774 e: info@dawnay.surrey.sch.uk w: www.dawnay.surrey.sch.uk Enquiries to: Mrs K Townshend	15	46	28#				See separate admission criteria				
Eastwick Junior School ☼	936/2313	A	-	Eastwick Drive Great Bookham KT23 3PP	Y3 - Y6	Mr T Smith	Tel: 01372 453277 e: juniorinfo@eastwickschools.net w: www.eastwickschools.uk Enquiries to: Mrs N Edgel	90	169	90				See separate admission criteria				
The Greville Primary School ☼	936/2297	C	-	Stonny Croft Bramley Way Ashtead KT21 1SH	Rec - Y6	Mr M Depree	Tel: 01372 274872 e: office@greville.surrey.sch.uk w: www.greville.surrey.sch.uk Enquiries to: Mrs V Goram	60	88	57	2	0	12	23	18	0	0	2
North Downs Primary School ☼	936/2072	C	-	Brockham site Wheelers Lane Brockham Betchworth RH3 7LA Betchworth site The Street Betchworth RH3 7DJ Leigh site Tapners Road Leigh RH2 8NN	Rec - Y6	Mrs J Douglass	Brockham site: Tel: 01737 843384 Betchworth site: Tel: 01737 843211 Leigh site: Tel: 01306 611336 e: info@northdowns.surrey.sch.uk w: www.northdowns.surrey.sch.uk Enquiries to: Mrs M Lawrence	4	35	7*	0	0	0	4	2	0	1	0
Oakfield Junior School ☼	936/2335	C	-	Bell Lane Fetcham Leatherhead KT22 9ND	Y3 - Y6	Mrs D Willemse	Tel: 01372 374781 e: info@oakfield.surrey.sch.uk w: www.oakfieldjunior.com Enquiries to: Mrs K Tranter	60	142	61*	0	0	18	42 1.01km	0	0	1	0
St Martin's Church of England (Controlled) Primary School ☼	936/3016	VC	-	Ranmore Road Dorking RH4 1HW	Rec - Y6	Mrs J Gorecka	Tel: 01306 883474 e: office@stmps.uk w: www.stmartins-primary.surrey.sch.uk Enquiries to: Mrs J Rzepka	15	41	15				See separate admission criteria				
Surrey Hills All Saints Church of England Primary School (formerly Surrey Hills Church of England Primary School) ☼ Westcott site only	936/5222	A	 for criteria 5 & 8	School Lane Westcott Dorking RH4 3QF	Rec - Y6	Mrs J Ratcliff	Tel: 01306 881136 e: westcott@surreyhills.surrey.sch.uk w: www.surreyhillsprimaryschool.org.uk Enquiries to: Mrs L Jeffers	10	17	7				See separate admission criteria				

MOLE VALLEY: YEAR 3

School Name	D f E No	Type of School	Additional form (see page 2)	Address	Year groups 2019/20	Headteacher/ Principal	School contact details	PAN 2019	Preferences for Sept 2018	Number Offered 2018	LAC & PLAC	Exceptional	Siblings	Nearest School	Others by Distance	Centrally Offered	EHCP	Lates	
The Weald Church of England Primary School ☼	936/2035	A	-	Newdigate Road Beare Green Dorking RH5 4QW	Rec - Y6	Mrs S Stevenson	Tel: 01306 711719 e: info@wealdprimaryschool.co.uk w: www.wealdprimaryschool.co.uk Enquiries to: Ms P Alder	34	30	34									See separate admission criteria
West Ashtead Primary School ☼	936/2350	C	-	Taleworth Road Ashtead KT21 2PX	Rec - Y6	Mr R Hart	Tel: 01372 272082 e: info@west-ashtead.surrey.sch.uk w: www.west-ashtead.surrey.sch.uk Enquiries to: Mrs I Haddad	30	93	30	0	0	6	22	2 1.09km	0	0	0	

MOLE VALLEY: ADMISSION CRITERIA

The Dawnay School Criteria for 2018 and numbers offered	JUNIOR (7+): 1 LAC & PLAC. 2 Exceptional social/medical need. 3 Siblings. 4 Children for whom the school is the nearest to their home address. 5 Any other children. Criterion 1 = 0, Criterion 2 = 0, Criterion 3 = 8, Criterion 4 = 6, Criterion 5 = 3, Centrally offered =11, EHCP = 0 Offered 28
Criteria for 2019	JUNIOR (7+): 1 LAC & PLAC. 2 Exceptional social/medical need. 3 Siblings. 4 *Children attending Polesden Lacey Infant School. 5 Children for whom the school is the nearest to their home address. 6 Any other children. * Criterion 4 will only apply to children who attend Polesden Lacey Infant School in Year 2 and will not be applied once a child has left this school.
Eastwick Junior School Criteria for 2018 and numbers offered	1 LAC & PLAC. 2 Exceptional social/medical need. 3 Children who will have a sibling at the school at the time of admission. 4 Children who are currently attending Eastwick Infant School. 5 Children who are currently attending Polesden Lacey Infant School. 6 Children for whom the school is the nearest to their home address. 7 Any other children. Criterion 1 = 0, Criterion 2 = 0, Criterion 3 = 55, Criterion 4 = 33, Criterion 5 = 2, Distance = 0.62km, EHCP = 0 Offered 90
Criteria for 2019	1 LAC & PLAC. 2 Exceptional social/medical need. 3 Children who will have a sibling at the school at the time of admission. 4 Children who are currently attending Eastwick Infant School. 5 Children who are currently attending Polesden Lacey Infant School. 6 Children for whom the school is the nearest to their home address. 7 Any other children.
Newdigate Church of England Endowed (Aided) Infant School Criteria for 2018 and numbers offered	1 LAC & PLAC. 2 Exceptional medical circumstances or social reasons for attending the school. 3 Siblings of children who will be on roll at the time of application. 4 Children whose home address is within the parish of Newdigate (to include Henfold Lane) and who are, or whose parent/s are, regular worshippers at St Peter's Church, Newdigate. 5 Children whose home address is within the parish of Newdigate (to include Henfold Lane). 6 Children whose home address is outside the parish of Newdigate and who are, or whose parent/s are, regular worshippers at St Peter's Church, Newdigate or a church that is a member of Churches Together in Britain and Ireland or a member of the Evangelical Alliance. 7 Children whose home address is outside the parish of Newdigate. Criterion 1 = 0, Criterion 2 = 0, Criterion 3 = 3, Criterion 4 = 0, Criterion 5 = 5, Criterion 6 = 0, Criterion 7 = 8, EHCP = 0 Offered 16
Criteria for 2019	1 LAC & PLAC. 2 Exceptional medical circumstances or social reasons for attending the school. 3 Siblings of children who will be on roll at the time of application. 4 Children whose home address is within the parish of Newdigate (to include Henfold Lane) and who are, or whose parent/s are, regular worshippers at St Peter's Church, Newdigate. 5 Children whose home address is within the parish of Newdigate (to include Henfold Lane). 6 Children whose home address is outside the parish of Newdigate and who are, or whose parent/s are, regular worshippers at St Peter's Church, Newdigate or a church that is a member of Churches Together in Britain and Ireland or a member of the Evangelical Alliance. 7 Children whose home address is outside the parish of Newdigate.

MOLE VALLEY: ADMISSION CRITERIA	
Scott-Broadwood Church of England (Aided) Infant School Criteria for 2018 and numbers offered	<p>1 LAC & PLAC. 2 Exceptional circumstances. 3 Children who will have a sibling at the school at the time of admission. 4 Children who live in the designated ecclesiastical parishes of Capel, Ockley, Oakwood Hill, Forest Green and Coldharbour. Places will be offered in the following order of priority: 4.1 Children who are, or who have a parent who is, a regular attendee of the Church of England. 4.2 Children who are, or who have a parent who is, a regular attendee at other Christian churches. 4.3 Other children who live within the designated ecclesiastical parishes. 5 Children who live outside the designated ecclesiastical parishes of Capel, Ockley, Oakwood Hill, Forest Green and Coldharbour. Places will be offered in the following order of priority: 5.1 Children who are, or who have a parent who is, a regular Church of England attendee. 5.2 Children who are, or who have a parent who is, a regular attendee of other Christian churches. 6 Children whose parent wants them to attend this church school.</p> <p>Criterion 1 = 0, Criterion 2 = 0, Criterion 3 = 3, Criterion 4.1 = 1, Criterion 4.2 = 0, Criterion 4.3 = 7, Criterion 5.1 = 0, Criterion 5.2 = 0, Criterion 6 = 2, Centrally offered = 1, EHCP = 0 Offered 14</p>
Criteria for 2019	<p>1 LAC & PLAC. 2 Exceptional circumstances. 3 Children who will have a sibling at the school at the time of admission. 4 Children who live in the designated ecclesiastical parishes of Capel, Ockley and Coldharbour. Places will be offered in the following order of priority: 4.1 Children who are, or who have a parent who is, a regular attendee of the Church of England. 4.2 Children who are, or who have a parent who is, a regular attendee at other Christian churches. 4.3 Other children who live within the designated ecclesiastical parishes. 5 Children who live outside the designated ecclesiastical parishes of Capel, Ockley and Coldharbour. Places will be offered in the following order of priority: 5.1 Children who are, or who have a parent who is, a regular Church of England attendee. 5.2 Children who are, or who have a parent who is, a regular attendee of other Christian churches. 6 Children whose parent wants them to attend this church school.</p>
St Giles' Church of England (Aided) Infant School Criteria for 2018 and numbers offered	<p>1 LAC & PLAC. 2 Children with medical grounds or other exceptional circumstances. 3 Children where one or more parents are habitual worshippers at St Giles' Church or St George's Church. 4 Children whose home address is within the ecclesiastical parish of Ashted and where one or more parents are habitual worshippers at other Christian Churches. 5 Siblings of children attending St Giles' CofE Aided School at the date of application. 6 Children whose home address is within the ecclesiastical parish of Ashted. 7 Children whose home address is outside the ecclesiastical parish of Ashted and where one or more parents are habitual worshippers at Christian Churches other than the Ashted parish churches of St Giles and St George. 8 Children whose home address is outside the ecclesiastical parish of Ashted whose parents wish them to attend this school.</p> <p>Criterion 1 = 0, Criterion 2 = 0, Criterion 3 = 4, Criterion 4 = 1, Criterion 5 = 8, Criterion 6 = 8, Criterion 7 = 0, Criterion 8 = 11, Centrally offered = 2, EHCP = 0 Offered 34</p>
Criteria for 2019	<p>1 LAC & PLAC. 2 Children with medical grounds or other exceptional circumstances. 3 Children where one or more parents are habitual worshippers at St Giles' Church or St George's Church. 4 Children whose home address is within the ecclesiastical parish of Ashted and where one or more parents are habitual worshippers at other Christian Churches. 5 Siblings of children attending St Giles' CofE Aided School at the date of application. 6 Children whose home address is within the ecclesiastical parish of Ashted. 7 Children whose home address is outside the ecclesiastical parish of Ashted and where one or more parents are habitual worshippers at Christian Churches other than the Ashted parish churches of St Giles and St George. 8 Children whose home address is outside the ecclesiastical parish of Ashted whose parents wish them to attend this school.</p>
St Joseph's Catholic Primary School Criteria for 2018 and numbers offered	<p>1 Catholic LAC & PLAC. 2 Catholic children with a brother or sister at the school at the time of admission, resident in the parish of Dorking. 3 Catholic children with a sister or brother at the school at the time of admission, who are not resident in the parish of Dorking. 4 Catholic children without a brother or sister at the school at the time of admission, resident in the parish of Dorking. 5 Catholic children without a brother or sister at the school at the time of admission, who are not resident in the parish of Dorking. 6 Other Catholic children. 7 Other LAC & PLAC. 8 Catechumens, Candidates for Reception into the Church and children who are members of an Orthodox Church. 9 Other children with a brother or sister at the school at the time of admission. 10 Children of other Christian denominations whose membership is evidenced by a minister of religion. 11 Children of other faiths whose membership is evidenced by a religious leader. 12 Any other children.</p> <p>Criterion 1 = 0, Criterion 2 = 6, Criterion 3 = 0, Criterion 4 = 11, Criteria 5 – 7 = 0, Criterion 8 = 1, Criterion 9 = 1, Criterion 10 = 1, Criterion 11 = 0, Criterion 12 = 4, Centrally offered = 1, EHCP = 0 Offered 25</p>
Criteria for 2019	<p>1 Catholic LAC & PLAC. 2 Catholic children with a brother or sister at the school at the time of admission, resident in the parish of Dorking. 3 Catholic children with a sister or brother at the school at the time of admission, who are not resident in the parish of Dorking. 4 Catholic children without a brother or sister at the school at the time of admission, resident in the parish of Dorking. 5 Catholic children without a brother or sister at the school at the time of admission, who are not resident in the parish of Dorking. 6 Other Catholic children. 7 Other LAC & PLAC. 8 Catechumens, Candidates for Reception into the Church and children who are members of an Orthodox Church. 9 Other children with a brother or sister at the school at the time of admission. 10 Children of other Christian denominations whose membership is evidenced by a minister of religion. 11 Children of other faiths whose membership is evidenced by a religious leader. 12 Any other children.</p>

MOLE VALLEY: ADMISSION CRITERIA	
St Martin's Church of England Primary School Criteria for 2018 and numbers offered	JUNIOR (7+): 1 LAC & PLAC. 2 Exceptional social/medical need. 3 Siblings at the time of admission. 4 ¹ Children attending St Michael's Church of England Aided Infant School. 5 Children for whom St Martin's Church of England Primary School is the nearest to their home address. 6 Any other children. ¹ Criterion 4 will only apply until 31 August 2018 as, after this date, all eligible children will have left the infant school. Criterion 1 = 0, Criterion 2 = 0, Criterion 3 = 6, Criterion 4 = 9, Distance = 1.47km, Criterion 5 = 0, Criterion 6 = 0, EHCP = 0 Offered 15
Criteria for 2019	JUNIOR (7+): 1 LAC & PLAC. 2 Exceptional social/medical need. 3 Siblings. 4 ¹ Children attending St Michael's CofE (Aided) Infant School. 5 Children for whom St Martin's CofE Primary School is the nearest to their home address. 6 Any other children. ¹ Criterion 4 will only apply to children who attend St Michael's CofE (Aided) Infant School in Year 2 and will not be applied once a child has left this school.
St Michael's Church of England (Aided) Infant School Criteria for 2018 and numbers offered	1 LAC & PLAC. 2 Exceptional medical grounds or other circumstances. 3 Siblings at the time of application. 4 Children who live inside the ecclesiastical parishes of Mickleham (including Burney Road and Pilgrims Close in Westhumble), Leatherhead, Box Hill and Headley. 5 Children who live outside the ecclesiastical parishes of Mickleham, Leatherhead, Box Hill and Headley whose parents worship at St Michael's, Mickleham. 6 Children who live outside the ecclesiastical parishes of Mickleham, Leatherhead, Box Hill and Headley whose parents worship at another Christian church. 7 Any other applicant. Criterion 1 = 0, Criterion 2 = 0, Criterion 3 = 2, Criterion 4 = 7, Criterion 5 = 0, Criterion 6 = 1, Criterion 7 = 10, EHCP = 0 Offered 20
Criteria for 2019	1 LAC & PLAC. 2 Exceptional medical grounds or other circumstances. 3 Siblings at the time of application. 4 Children who live inside the ecclesiastical parishes of Mickleham (including Burney Road and Pilgrims Close in Westhumble), Leatherhead, Box Hill and Headley. 5 Children who live outside the ecclesiastical parishes of Mickleham, Leatherhead, Box Hill and Headley whose parents worship at St Michael's, Mickleham. 6 Children who live outside the ecclesiastical parishes of Mickleham, Leatherhead, Box Hill and Headley whose parents worship at another Christian church. 7 Any other applicant.
St Paul's Church of England (Aided) Primary School Criteria for 2018 and numbers offered	1 LAC & PLAC. 2 Exceptional circumstances. 3 Siblings at the time of admission. 4 Children whose home address is in the ecclesiastical parish of St Paul's Church, Dorking. 5 Children who with their parent(s) are regular worshippers at St Paul's Church, Dorking but are not resident within the parish. 6 Children who with their parent(s) are regular worshippers at another Christian church (ie a member of Churches Together in Britain and Ireland and/or the Evangelical Alliance) but are not resident in the parish. 7 Children who live outside the parish whose parents wish them to attend this church school. Criterion 1 = 0, Criterion 2 = 0, Criterion 3 = 30, Criterion 4 = 15, Criterion 5 = 4, Criterion 6 = 2, Criterion 7 = 9, Distance = 1.41km, EHCP = 0 Offered 60
Criteria for 2019	1 LAC & PLAC. 2 Exceptional circumstances. 3 Siblings at the time of admission. 4 Children whose home address is in the ecclesiastical parish of St Paul's Church, Dorking. 5 Children who with their parent(s) are regular worshippers at St Paul's Church, Dorking but are not resident within the parish. 6 Children who with their parent(s) are regular worshippers at another Christian church (ie a member of Churches Together in Britain and Ireland and/or the Evangelical Alliance) but are not resident in the parish. 7 Children who live outside the parish whose parents wish them to attend this church school.
St Peter's Catholic Primary School Criteria for 2018 and numbers offered	1 LAC & PLAC. 2 Catholic children with a brother or sister at the school at the time of admission, resident in the parishes of Ashted, Leatherhead, Fetcham and Effingham. 3 Catholic children with a brother or sister at the school at the time of admission, who are not resident in the parishes of Ashted, Leatherhead, Fetcham and Effingham. 4 Catholic children without a brother or sister at the school at the time of admission, resident in the parishes of Ashted, Leatherhead, Fetcham and Effingham. 5 Catholic children without a brother or sister at the school at the time of admission, who are not resident in the parishes of Ashted, Leatherhead, Fetcham and Effingham. 6 Other Catholic children. 7 Catechumens, Candidates for Reception into the Church and children who are members of an Orthodox Church. 8 Other children with a brother or sister at the school at the time of admission. 9 Children of other Christian denominations whose membership is evidenced by a minister of religion. 10 Children of other faiths whose membership is evidenced by a religious leader. 11 Any other children. Criterion 1 = 3, Criterion 2 = 21, Criterion 3 = 0, Criterion 4 = 23, Criterion 5 = 3, Criterion 6 = 0, Criterion 7 = 0, Criterion 8 = 9, Criterion 9 = 1, Criterion 10 = 0, Criterion 11 = 0, EHCP = 0 Offered 60
Criteria for 2019	1 LAC & PLAC. 2 Catholic children with a brother or sister at the school at the time of admission, resident in the parishes of Ashted, Leatherhead, Fetcham and Effingham. 3 Catholic children with a brother or sister at the school at the time of admission, who are not resident in the parishes of Ashted, Leatherhead, Fetcham and Effingham. 4 Catholic children without a brother or sister at the school at the time of admission, resident in the parishes of Ashted, Leatherhead, Fetcham and Effingham. 5 Catholic children without a brother or sister at the school at the time of admission, who are not resident in the parishes of Ashted, Leatherhead, Fetcham and Effingham. 6 Other Catholic children. 7 Catechumens, Candidates for Reception into the Church and children who are members of an Orthodox Church. 8 Other children with a brother or sister at the school at the time of admission. 9 Children of other Christian denominations whose membership is evidenced by a minister of religion. 10 Children of other faiths whose membership is evidenced by a religious leader. 11 Any other children.

MOLE VALLEY:**ADMISSION CRITERIA****Surrey Hills Church of England Primary School
Criteria for 2018 and numbers offered**

RECEPTION (4+): 1 LAC & PLAC. 2 Children with serious medical conditions or other exceptional circumstances. 3 Children who have a sibling who was on roll at the school prior to September 2016 and is still on roll at the time of admission. 4 Children who live in the named ecclesiastical parishes and have a sibling who was on roll at the school after September 2016 at the time of admission. 5 Children who live in the named ecclesiastical parishes and who have at least one parent who worships regularly at a Church of England church. 6 Children who live in the named ecclesiastical parishes. 7 Children who live outside the named ecclesiastical parishes and have a sibling who was on roll at the school after September 2016 at the time of admission. 8 Children who live outside the named ecclesiastical parishes but have at least one parent who worships regularly at a Church of England church. 9 Children who live outside the named ecclesiastical parishes whose parents want them to attend this church school.

Criterion 1 = 0, Criterion 2 = 1, Criterion 3 = 11, Criterion 4 = 1, Criterion 5 = 0, Criterion 6 = 5, Criterion 7 = 1, Criterion 8 = 0, Criterion 9 = 1, Criterion 10 = 0, Centrally offered = 1, EHCP = 0 Offered 21

JUNIOR (7+): 1 LAC & PLAC. 2 Children with serious medical conditions or other exceptional circumstances. 3 Children who have a sibling who was on roll at the school prior to September 2016 and is still on roll at the time of admission. 4 Children who live in the named ecclesiastical parishes and have a sibling who was on roll at the school after September 2016 at the time of admission. 5 Children who live in the named ecclesiastical parishes and who have at least one parent who worships regularly at a Church of England church. 6 Children who live in the named ecclesiastical parishes. 7 Children who live outside the named ecclesiastical parishes and have a sibling who was on roll at the school after September 2016 at the time of admission. 8 Children who live outside the named ecclesiastical parishes but have at least one parent who worships regularly at a Church of England church. 9 Children for whom Westcott site is their nearest school with a PAN at year 3. 10 Children who live outside the named ecclesiastical parishes whose parents want them to attend this church school.

Criteria 1 - 5 = 0, Criterion 6 = 1, Criterion 7 = 0, Criterion 8 = 0, Criterion 9 = 0, Criterion 10 = 3, Centrally offered = 3, EHCP = 0

Offered 7

Criteria for 2019

RECEPTION (4+): 1 LAC & PLAC. 2 Children with serious medical conditions or other exceptional circumstances. 3 Children who have a sibling who was on roll at the school prior to September 2016 and is still on roll at the time of admission. 4 Children who live in the named ecclesiastical parishes and have a sibling who was on roll at the school after September 2016 at the time of admission. 5 Children who live in the named ecclesiastical parishes and who have at least one parent who worships regularly at a Church of England church. 6 Children who live in the named ecclesiastical parishes. 7 Children who live outside the named ecclesiastical parishes and have a sibling who was on roll at the school after September 2016 at the time of admission. 8 Children who live outside the named ecclesiastical parishes but have at least one parent who worships regularly at a Church of England church. 9 Children who live outside the named ecclesiastical parishes whose parents want them to attend this church school.

JUNIOR (7+): 1 LAC & PLAC. 2 Children with serious medical conditions or other exceptional circumstances. 3 Children who have a sibling who was on roll at the school prior to September 2016 and is still on roll at the time of admission. 4 Children who live in the named ecclesiastical parishes and have a sibling who was on roll at the school after September 2016 at the time of admission. 5 Children who live in the named ecclesiastical parishes and who have at least one parent who worships regularly at a Church of England church. 6 Children who live in the named ecclesiastical parishes. 7 Children who live outside the named ecclesiastical parishes and have a sibling who was on roll at the school after September 2016 at the time of admission. 8 Children who live outside the named ecclesiastical parishes but have at least one parent who worships regularly at a Church of England church. 9 Children for whom Westcott site is their nearest school with a PAN at year 3. 10 Children who live outside the named ecclesiastical parishes whose parents want them to attend this church school.

MOLE VALLEY:**ADMISSION CRITERIA**

**The Weald Church of England
Primary School
Criteria for 2018 and numbers offered**

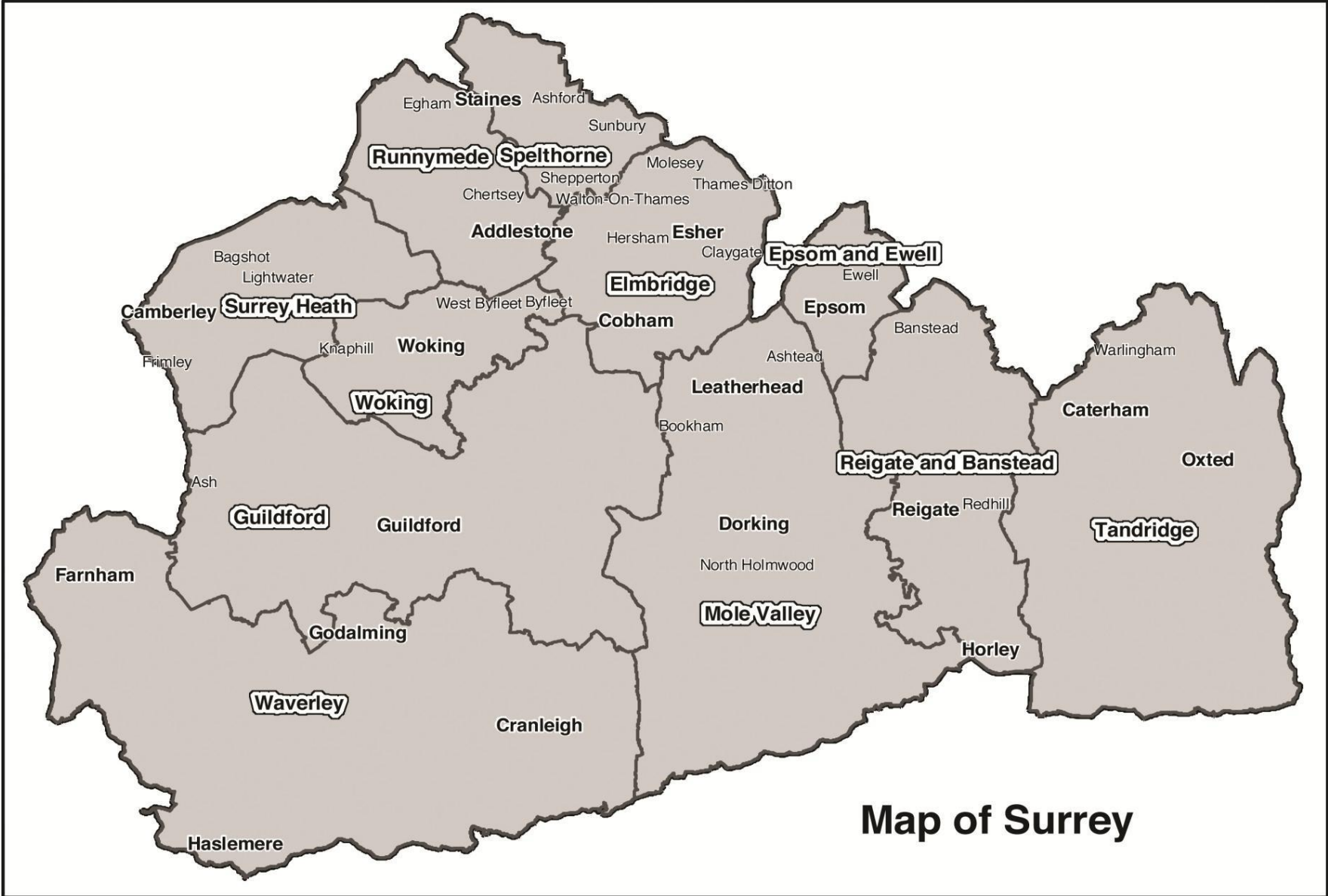
RECEPTION (4+): 1 LAC & PLAC. 2 Children with exceptional medical grounds or other circumstances. 3 Siblings of children who will still be in attendance at the school on the date of admission. 4 Children who live within the ecclesiastical parish boundaries and who attend one of the feeder schools: Scott-Broadwood CofE Infant School (Capel or Ockley bases) or Newdigate CofE Infant School. 5 Children who live within the ecclesiastical parish boundaries. 6 Children who live outside the ecclesiastical parish boundaries and who attend one of the feeder schools: Scott-Broadwood CofE Infant School (Capel or Ockley bases) or Newdigate CofE Infant School. 7 Children whose parents wish them to attend this Church of England school.
Criterion 1 = 0, Criterion 2 = 0, Criterion 3 = 6, Criterion 4 = 4, Distance = 4.61km, Criteria 5 - 7 = 0, EHCP = 0 **Offered 10**

JUNIOR (7+): 1 LAC & PLAC. 2 Children with exceptional medical grounds or other circumstances. 3 Siblings of children who will still be in attendance at the school on the date of admission. 4 Children who live within the ecclesiastical parish boundaries and who attend one of the feeder schools: Scott-Broadwood CofE Infant School (Capel or Ockley bases) or Newdigate CofE Infant School. 5 Children who live within the ecclesiastical parish boundaries. 6 Children who live outside the ecclesiastical parish boundaries and who attend one of the feeder schools: Scott-Broadwood CofE Infant School (Capel or Ockley bases) or Newdigate CofE Infant School. 7 Children whose parents wish them to attend this Church of England school.
Criterion 1 = 0, Criterion 2 = 3, Criterion 3 = 3, Criterion 4 = 17, Criterion 5 = 0, Criterion 6 = 2, Criterion 7 = 0, Late applications = 2, Centrally offered = 6, EHCP = 1 **Offered 34**

Criteria for 2019

RECEPTION (4+): 1 LAC & PLAC. 2 Children with exceptional medical grounds or other circumstances. 3 Siblings of children who will still be in attendance at the school on the date of admission. 4 Children who live within the ecclesiastical parish boundaries of South Holmwood; Newdigate or the newly established parish of Capel and Ockley. 5 Children whose parents wish them to attend this Church of England school.

JUNIOR (7+): 1 LAC & PLAC. 2 Children with exceptional medical grounds or other circumstances. 3 Siblings of children who will still be in attendance at the school on the date of admission. 4 Children who live within the ecclesiastical parish boundaries of South Holmwood; Newdigate or the newly established parish of Capel and Ockley AND who attend one of the feeder schools: Scott-Broadwood CofE Infant School or Newdigate CofE Infant School. 5 Children who live within the ecclesiastical parish boundaries of South Holmwood; Newdigate or the newly established parish of Capel and Ockley. 6 Children who live outside the ecclesiastical parish boundaries of South Holmwood; Newdigate or the newly established parish of Capel and Ockley AND who attend one of the feeder schools: Scott-Broadwood CofE Infant School or Newdigate CofE Infant School. 7 Children whose parents wish them to attend this Church of England school.



Map of Surrey